

# MISSION TRAINING PLAN FOR THE MOBILITY PLATOON, ENGINEER COMPANY, BRIGADE COMBAT TEAM

**JULY 2002**

Distribution Restriction: Approved for public release; distribution is unlimited.

ARMY TRAINING AND  
EVALUATION PROGRAM  
No. 5-063-10-MTP

HEADQUARTERS  
DEPARTMENT OF THE ARMY  
Washington, DC, 26 July 2002

# MISSION TRAINING PLAN for the Mobility Platoon, Engineer Company, Brigade Combat Team

## TABLE OF CONTENTS

	<u>PAGE</u>
<b>Table of Contents .....</b>	<b>i</b>
<b>PREFACE .....</b>	<b>ii</b>
<b>Chapter 1. Unit Training .....</b>	<b>1-1</b>
<b>Chapter 2. Training Matrixes.....</b>	<b>2-1</b>
2-1. General.....	2-1
2-2. Mission-to-Collective Tasks Matrix.....	2-1
<b>Chapter 3. Mission Outlines / Training Plans.....</b>	<b>3-1</b>
<b>Chapter 4. Training Exercise.....</b>	<b>4-1</b>
<b>Chapter 5. Training and Evaluation Outlines .....</b>	<b>5-1</b>
<b>Chapter 6. External Evaluation.....</b>	<b>6-1</b>
<b>APPENDIX A - SAMPLE OPERATION ORDER (OPORD).....</b>	<b>A-1</b>
<b>APPENDIX B - THREAT ANALYSIS .....</b>	<b>B-1</b>
<b>APPENDIX C - METRIC CONVERSION CHART .....</b>	<b>C-1</b>
<b>Glossary .....</b>	<b>Glossary-1</b>
<b>References .....</b>	<b>References-1</b>
<b>Questionnaire .....</b>	<b>Questionnaire-1</b>

---

\*DISTRIBUTION RESTRICTION: Approved for public release; distribution is unlimited.



## PREFACE

This mission training plan (MTP) provides the Active (AC) and Reserve Component (RC) training manager with a descriptive, mission-oriented training program to train the unit to perform its critical wartime operations. While general defense plan missions and deployment assignments impact on the priorities, the operations described here are the principal ones that the mobility platoon, engineer company, brigade combat team is expected to execute with a high level of proficiency. Each unit is expected to train, as a minimum, to the standards of the training and evaluation outlines (T&EOs) in the MTP. Standards for training may be more difficult but may not be lowered. This document is in alignment with and part of the United States (US) Army's training and tactical doctrine.

This MTP applies to the Engineer Company, Brigade Combat Team table(s) of organization and equipment (TOE) 05063F300.

The proponent of this publication is Headquarters (HQ), United States (US) Army Training and Doctrine Command (TRADOC). Send comments and recommendations on Department of Army (DA) Form 2028 directly to Commandant, US Army Maneuver Support Center, ATTN: ATZT-DT-WF-E, Directorate of Training Development, 320 MANSCEN Loop Suite 220, Fort Leonard Wood, Missouri 65473-8929.

Unless this publication states otherwise, masculine nouns and pronouns do not refer exclusively to men.

## CHAPTER 1

### Unit Training

1-1. **General.** This MTP provides the commander and leaders with guidance on how to train the key missions of the unit. The specific details of the unit's training program will depend on the--

- Unit's mission-essential tasks list (METL).
- Chain-of-command's training directives and guidance.
- Unit's training priorities.
- Availability of training resources and areas.

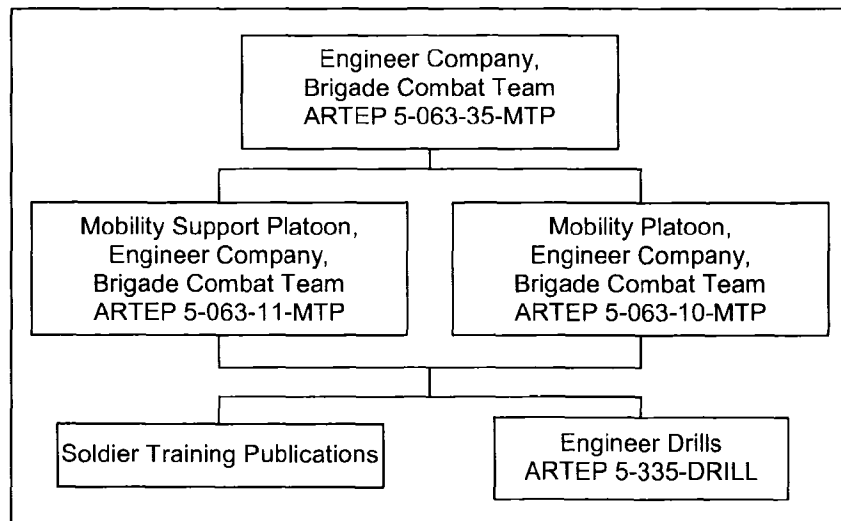
1-2. **Supporting Material.** This MTP describes a critical wartime mission-oriented training program that is part of the next higher echelon's training program. This relationship is illustrated in Figure 1-1. The unit's training program consists of the following publications:

a. Army Training and Evaluation Program (ARTEP) 5-063-35 for the engineer company, brigade combat team. This ARTEP MTP indicates the relationship of the company's training program to the next higher-level training program.

b. ARTEP 5-063-11-MTP for the mobility support platoon, engineer company, brigade combat team. This ARTEP MTP indicates the relationship of the mobility support platoon's training program to the company's training program.

c. ARTEP 5-335-DRILL for the engineer drills. The unit must sustain drills. They are US Army standard and may not be modified.

d. Soldier training publications (STPs) for the appropriate military occupational specialties (MOSs) and skill levels.



**Figure 1-1. MTP Echelon Relationship**

1-3. **Contents.** This MTP is organized into six chapters and three appendixes.

- a. Chapter 1, Unit Training, provides the explanation and organization of this MTP. This chapter explains how to use this MTP in establishing an effective training program.
- b. Chapter 2, Training Matrixes, shows the relationship between the mission and the collective tasks.
- c. Chapter 3, Mission Outlines/Training Plans, presents a graphic portrayal of the relationship between missions and their subordinate tasks.
- d. Chapter 4, Training Exercises, consists of a field training exercise (FTX). This exercise provides training information and a preconstructed scenario. It can serve as a part of an internal or external evaluation. This exercise may be modified to suit the training needs of the unit.
- e. Chapter 5, Training and Evaluation Outlines (T&EOs), provides the training and evaluation criteria for all the tasks that the unit must master to effectively perform its mission. Each task is a T&EO that identifies task steps, performance measures, individual and leader tasks, and opposing forces (OPFOR) counter tasks. Each T&EO is part of a mission and, in various combinations, composes the training exercise in Chapter 4.
- f. Chapter 6, External Evaluation, provides instructions for the planning, preparation, and execution of an external evaluation.
- g. Appendix A, Sample Operation Order (OPORD), contains a sample OPORD to be used with the exercise in Chapter 4.
- h. Appendix B, Threat Analysis, describes the local, regional, and global threats, as well as special situations that impact operations.
- i. Appendix C, Metric Conversion Chart, shows how to convert US and metric measurements.

1-4. Missions and Tasks.

a. This MTP concerns specific missions found in the TOE and an implied mission that the unit must perform in order to accomplish the specified missions. The critical missions are the focus for the unit. The commander may supplement these missions with his own. The following is a listing of the missions for the unit:

- Countermobility.
- Sustainment Engineer Operations.
- Unit Defense.
- Fight as Engineers.
- Fight as Infantry.
- General Engineering.
- Mobility.
- Survivability Construction.
- Plan Engineer Operations.

- Stability.
- Unit Survivability.

b. Each of these tasks may be trained individually or jointly with other tasks. Training is based on the criteria described in the T&EOs. Several T&EOs can be trained as a situational training exercise (STX). Various combinations of STXs can be used to develop an FTX for the unit to practice its entire mission responsibility. Several STXs can be developed into an external evaluation that is designed by the next higher echelon to evaluate the unit's ability to perform multiple missions under stress in a realistic environment.

c. Squad tasks are trained in much the same way as described above. However, the squad leader must also train the drills provided in the drill book.

d. Leader tasks that support the unit's missions are trained through STP training, battle simulations, and execution of the unit's missions.

e. Individual tasks that support unit tasks are mastered by training to standards outlined in the appropriate STPs. The T&EOs in Chapter 5 show the individual tasks that support collective-task training.

1-5. Principles of Training. This MTP is based on the training principles explained in Field Manual (FM) 25-100.

1-6. Training Strategy. The training program developed and executed by the engineer battalion to train to standards in its critical wartime missions will be a component of the Army's Combined-Arms Training Strategy (CATS). The purpose of CATS is to provide direction and guidance on how the total Army will train and identify the resources required to support that training. The CATS will provide the tools that enable the Army to focus and manage training in an integrated manner. Central to the CATS is a series of proponent-generated unit and institutional strategies that describe the training events and resources required to facilitate training to standard. The CATS will be embedded in the Standard Army Training System (SATS) version 4.1 and higher. The Web site for this information is <http://www.atsc.army.mil/atmd/strac>.

a. The unit training strategies central to the CATS provide the commander with a descriptive "menu" for training reflecting that while there is an optimal way to train to standard, it is unlikely that all units in the Army will have the exact mix of resources required to execute an optimal training strategy.

b. The unit's training strategy is a descriptive training strategy that provides a means for training the battalion to standard by listing required training events, critical training gates, training event frequencies, and training resources. The commander selects from this MTP those tasks required to train his METL. The training strategies to be provided in the SATS 4.1 will provide the means whereby those tasks that can be trained through a focused and integrated training plan.

c. The unit's training strategy will be comprised of three separate training strategies. When integrated with the training tasks found in this MTP, they form a comprehensive and focused training strategy that allows the unit to train to standard. The elements of the unit's training strategy are--

(1) Maneuver- and collective-training strategy. The maneuver strategy is intended to provide a set of recommended training frequencies for key training events in a unit and depicts those resources that are required to support the training events.

(2) Gunnery strategy. The gunnery strategy is based on weapons systems found in the unit and is intended to provide an annual training plan and to depict resources required to support weapons training. Data for the gunnery strategy comes from the Standards in Training Commission (STRAC) manual or the appropriate FM publications.

(3) **Soldier strategy.** The soldier strategy provides an annual plan for training and maintaining skills at the individual level and lists the resources required to train a soldier.

d. A vital element in the unit's training strategy is the identification of critical training gates. Critical training gates are defined as training events that must be conducted to standard before moving on to a more difficult or resource-intensive training event or task. Training gates follow the crawl, walk, run training methodology. For instance, if the unit training strategy calls for conducting an FTX, and an STX has been identified as a critical training gate for the FTX, the training tasks in the STX must be trained to standard before conducting the FTX. Standards for all tasks must be clearly defined so that the trainer can assess the preparedness of the soldiers, or units, to move on to more complex training events. The provision for critical training gates is made recognizing that the unit's METL and the commander's assessment of his unit's training status will determine the selection and timing of the collective-training exercises in a specific unit's training strategy.

e. When developing the unit's training plan, the commander identifies from the MTP the training tasks required to train his METL.

1-7. **Conducting Training.** This MTP is designed to facilitate planning, preparing, and conducting unit training as explained in FMs 25-100 and 25-101. The commander--

a. Assigns the missions and supporting tasks for training based on his METL and guidance from the next higher HQ. Trainers must plan and execute training to support this guidance.

b. Reviews the mission outline in Chapter 3 to determine whether STXs and FTXs provided will support, or can be modified to support, command guidance. If they do not support the guidance, or if they need to be modified, refer to the matrixes in Chapter 2. These matrixes provide a list of all critical collective tasks, drills, and individual tasks that must be mastered to perform the mission.

c. Prioritizes the tasks that need training. There is never time to train everything. You must orient on the greatest challenges and the most difficult sustainment skills.

d. Integrates training tasks into the training schedule, using the following procedures:

(1) List the tasks in the priority and frequency that they need to be trained.

(2) Determine the amount of time required and how you can use multiechelon training for the best results.

(3) Determine where the training can take place.

(4) Determine who will be responsible for what. The leader of the element being trained must always be involved.

(5) Organize needs into blocks of time and training vehicles.

e. Approves the list of tasks to be trained and schedules them on the unit's training schedule.

f. Determines the equipment and supplies needed to conduct the training.

g. Keeps subordinate leaders informed and oversees their training. The standards must be rigidly enforced.

1-8. **Force Protection.**

a. **Safety.** Safety is a component of force protection. Commanders, leaders, and soldiers use risk assessment and risk management to tie force protection into the military around the mission. Risk management assigns responsibility, institutionalizes the commander's review of operational safety, and leads to decision-making at a level of command appropriate to the risk. The objective of safety is to help units protect combat power through accident prevention, which enables units to win fast and decisively, with minimum losses. Safety is an integral part of all combat operations. Safety begins with readiness that determines a unit's ability to perform its METL to standard. Readiness standards addressed during METL assessment are--

- (1) Soldiers with the self-discipline to consistently perform tasks to standard.
- (2) Leaders who are ready, willing, and able to enforce standards.
- (3) Training that provides skills needed for performance to standard.
- (4) Standards and procedures for task preferences that are clear and practical.
- (5) Support for task preference, including equipment, personnel, maintenance, facilities, and services.

b. **Risk management.** Risk management is a tool that addresses the root causes (readiness shortcomings) of accidents. It assists commanders and leaders in not only identifying what the next accident is going to be, but also helps identify who will have the next accident. Risk management is a way to put more realism into training without paying the price in deaths, injuries, or damaged equipment.

c. **Chain of command.** Safety demands total chain-of-command involvement in planning, preparing, executing and evaluating training. Responsibilities of the chain of command include--

- (1) Commanders.
  - (a) Seek optimum, not adequate, performance.
  - (b) Specify the risk you will accept to accomplish the mission.
  - (c) Select risk reductions provided by the staff.
  - (d) Accept or reject residual risk, based on the benefit to be derived.
  - (e) Train and motivate leaders at all levels to effectively use risk-management concepts.
- (2) Staff.
  - (a) Assist the commander in assessing risks and developing risk-reduction options for training.
  - (b) Integrate risk controls in plans, orders, METL standards, and performance measures.
  - (c) Eliminate unnecessary safety restrictions that diminish training effectiveness.
  - (d) Assess safety performance during training.
  - (e) Evaluate safety performance during after-action reviews (AARs).
- (3) Subordinate leaders.

(a) Apply consistently effective risk-management concepts and methods to the operations they lead.

(b) Report risk issues beyond your control or authority to your superiors.

(4) Individual soldiers.

(a) Report unsafe conditions and acts; correct the situation when possible.

(b) Establish a buddy system to keep a safety watch on one another.

(c) Take responsibility for personal safety

(d) Work as a team member.

(e) Modify your own risk behavior.

d. Steps. Risk management is a five-step cyclic process that is easily integrated into the decision-making process outlined in FM 101-5. The risk management process consists of the following five steps:

(1) Identify hazards. Identify the most probable hazards for the mission.

(2) Assess hazards. Analyze each hazard to determine the probability of it causing an accident and the probable effect of the accident. Identify control options to eliminate or reduce the hazard. The Army standard risk assessment matrix in Figure 1-2 is a tool to be used for assessing hazards.

(3) Make risk decisions. Weigh the risk against the benefits of performing the operations. Accept no unnecessary risks, and make any remaining risk decisions at the proper level of command.

(4) Implement controls. Integrate specific controls into operation plans (OPLANs), OPORDs, standing operating procedures (SOPs), and rehearsals. Communicate controls to the individual soldier.

(5) Supervise. Determine the effectiveness of controls in reducing the probability and effect of identified hazards, to include follow-up and AAR. Develop lessons learned.

			HAZARD PROBABILITY				
			FREQUENT	PROBABLE	OCCASIONAL	REMOTE	IMPROBABLE
			A	B	C	D	E
E F F E C T	CATASTROPHIC	I	EXTREMELY HIGH				LOW
	CRITICAL	II					
	MARGINAL	III	MEDIUM				
	NEGLECTIBLE	IV					

**Effect**

Catastrophic	Death or permanent total disability, system loss, and major property damage.
Critical	Permanent partial disability, temporary total disability in excess of 3 months, major system damage, significant property damage.
Marginal	Minor injury, lost workday accident, compensable injury or illness, minor system/property damage.
Negligible	First aid or minor supportive medical treatment, minor system impairment.

**Probability**

Frequent	Individual soldier/item. All soldiers exposed or item inventory	Occurs often in career/equipment or both service life. Continuously experienced.
Probable	Individual soldier/item All soldiers exposed or item inventory	Occurs several times in career/equipment service life. Occurs frequently.
Occasional	Individual soldier/item. All soldiers exposed or item inventory	Occurs sometime in career/equipment service life. Occurs sporadically, or several times in inventory service life.
Remote	Individual soldier/item All soldiers exposed or item inventory	Possible to occur in career/equipment service life. Remote chance of occurrence; expected to occur sometime in inventory service life.
Improbable	Individual soldier/item All soldiers exposed or item inventory	Can assume will not occur in career/equipment service life. Possible, but not probable; occurs only very rarely.

**Risk Levels**

Extremely High	Loss of ability to accomplish mission.
High	Significantly degrades mission capabilities in terms of required mission standards.
Medium	Degrades mission capabilities in terms of required mission.
Low	Little or no impact on mission accomplishment.

Figure 1-2. Risk Assessment Matrix

e. Fratricide. Fratricide prevention is a component of force protection and is closely related to safety. Fratricide is the employment of weapons, with the intent to kill the enemy or destroy his equipment, that results in unforeseen and unintentional death, injury, or damage to friendly personnel or equipment. Fratricide is by definition an accident. Risk assessment and risk management are mechanisms used to control the incidence of fratricide.

f. Causes of fratricide. The primary causes of fratricide are--

(1) Direct fire control plan failures. These failures result when units fail to develop defensive and, particularly, offensive fire control plans.

(2) Land navigation failures. These failures result when units stray out of sector, report incorrect locations, and become disoriented.



(3) Combat identification failures. These failures include gunners or pilots being unable to distinguish thermal and optical signatures near the maximum range of their sighting systems and units in proximity mistaking each other for the enemy under limited-visibility conditions.

(4) Inadequate control measures. These occur when units fail to disseminate the minimum maneuver and fire support control measures that are necessary to tie control measures to recognizable terrain or events.

(5) Reporting communication failures. Units at all levels face problems in generating timely, accurate, and complete reports as locations and tactical situations change.

(6) Weapons errors. Lapses in individual discipline lead to charge errors, accidental discharges, mistakes with explosives or hand grenades, and similar incidents.

(7) Battlefield hazards. Unexploded ordnance (UXO), unmarked or unrecorded minefields, scatterable mines (SCATMINES), and booby traps litter the battlefield. Failure to mark, record, remove, or anticipate these hazards increases the risk of friendly casualties.

g. Results. Fratricide results in unacceptable losses and increases the risk of mission failure. Fratricide undermines the unit's ability to survive and function. Units experiencing fratricide observe these consequences:

- (1) Loss of confidence in unit leadership.
- (2) Increase of self-doubt among leaders.
- (3) Hesitation to use supporting combat systems.
- (4) Oversupervision of units.
- (5) Hesitation to conduct night operations.
- (6) Loss of aggressiveness during fire and maneuver.
- (7) Loss of initiative.
- (8) Disrupted operations.
- (9) General degradation of cohesiveness, morale, and combat power.

1-9. Environmental Protection. Protection of natural resources has continued to become an ever-increasing concern to the Army. It is the responsibility of all unit leaders to decrease and, if possible, eliminate damage to the environment when conducting training. Environmental risk management parallels safety risk management and is based on the same philosophy. Environmental risk management consists of the following steps:

a. Identify hazards. Identify potential sources for environmental degradation during analysis of mission, enemy, terrain, troops, time available, and civilian considerations (METT-TC) factors. This requires identification of environmental hazards. An environmental hazard is a condition with the potential for polluting air, soil, or water and/or destroying cultural and historical artifacts.

b. Assess the hazard. Analyze the potential severity of environmental degradation using the environmental risk assessment matrix (Figure 1-3). Consider the severity of environmental degradation when determining the potential effect an operation will have on the environment. The risk impact value is defined as an indicator of the severity of environmental degradation. Quantify the risk to the environment

resulting from the operation as extremely high, high, medium, or low, using the environmental risk assessment matrix.

Environmental Area:					Rating:		
Unit Operations		Risk Impact					
Movement of heavy vehicles/systems		5	4	3	2	1	0
Movement of personnel and light vehicles/systems		5	4	3	2	1	0
Assembly area activities		5	4	3	2	1	0
Field maintenance of equipment		5	4	3	2	1	0
Garrison maintenance of equipment		5	4	3	2	1	0
<b>Environmental Risk Assessment Work Sheet</b>							

Unit Operation Environmental Issues	Movement of Heavy Vehicles/ Systems	Movement of Personnel and Light Vehicles/ Systems	Assembly Area Activities	Field Maintenance of Equipment	Garrison Maintenance of Equipment	Risk Rating
Air pollution						
Archeological and historical sites						
Hazardous materiel/waste						
Noise pollution						
Threatened/endangered species						
Water pollution						
Wetland protection						
Overall rating						
<b>Overall Environmental Risk Assessment Form</b>						

Category	Range	Environmental Damage	Decision Maker
Low	0-58	Little or none	Appropriate level
Medium	59-117	Minor	Appropriate level
High	118-149	Significant	Division commander
Extremely High	150-175	Severe	MACOM commander
<b>Risk Categories</b>			

**Figure 1-3. Environmental Risk Assessment Matrix**

- c. Make environmental risk decisions. Make decisions and develop measures to reduce high environmental risks.
- d. Brief the chain of command. Brief the chain of command (to include the installation environmental office, if applicable) on proposed plans and pertinent high-risk environmental matrixes. Risk decisions are made at a level of command that corresponds to the degree of risk.

e. Implement controls. Implement environmental protection measures by integrating them into plans, orders, SOPs, training-performance standards, and rehearsals.

f. Supervise. Supervise and enforce environmental-protection standards.

1-10. Evaluation. The T&EOs in Chapter 5 describe standards that must be met for each task.

a. Evaluations can be either internal or external. Internal evaluations are conducted at all levels, and they must be inherent in all training. External evaluations are usually more formal and are normally conducted by a HQ two levels above the evaluated unit. See Chapter 6 for more information on external evaluations.

b. A critical weakness in training is the failure to evaluate each task every time it is executed. The ARTEP concept is based on simultaneous training and evaluation. Too often, leaders do not practice continuous evaluation. Soldiers or small units are trained to perform a task to standard, and then later, when they execute that task as part of a training exercise, they execute it poorly or incorrectly and are not corrected. For this program to work, trainers and leaders must continually evaluate training as it is being executed.

c. Leaders should emphasize direct, on-the-spot evaluations. Correcting poor performance during individual or small-group training is easy to do. In higher-level exercises, it is usually not feasible to do this with outside evaluators, but should not be totally eliminated. Plan AARs at frequent logical intervals during the exercises (usually after the completion of a major subordinate task). This is a proven technique that will allow you to correct performance shortcomings while they are still fresh in everyone's mind. Also, it gets everyone involved and prevents the reinforcement of bad habits.

d. FM 25-101 provides detailed instructions for conducting an AAR. It also provides detailed guidance on coaching and critiquing during training.

1-11. Feedback. Recommendations for improvement of this ARTEP MTP are requested. Feedback will help to ensure that this MTP answers the training needs of units in the field. Please send DA Form 2028 comments to the address reflected in the preface, or use the questionnaire provided at the end of this MTP.

## CHAPTER 2

### Training Matrixes

2-1. **General.** The training matrix assists the commander in planning the training of his unit's personnel. The mission identification table listed below (Figure 2-1) provides mission identification for the unit.

<b>Mission Identification Table</b>
<b>Mission Title</b>
Countermobility
Sustainment Engineer Operations
Unit Defense
Fight as Engineers
Fight as Infantry
General Engineering
Mobility
Survivability Construction
Plan Engineer Operations
Stability
Unit Survivability

**Figure 2-1. Mission Identification Table**

2-2. **Mission-to-Collective Task Matrix.** This matrix (Figure 2-2) identifies the mission and its supporting collective tasks. The tasks are listed under the appropriate battlefield operating systems (BOS), indicated by an "X" in the matrix. The BOS used in this matrix are defined in TRADOC Pamphlet (Pam) 11-9. A specific mission is trained by using collective tasks in the vertical column for the mission. Based on the proficiency of the unit, training is focused on operational weaknesses.

<b>Collective Tasks</b>	<b>COUNTERMOBILITY</b>	<b>SUSTAIN ENGINEER OPERATIONS</b>	<b>UNIT DEFENSE</b>	<b>FIGHT AS ENGINEERS</b>
<b>Develop Intelligence</b>				
05-3-0402.05-R01A Conduct a Route Classification	<b>X</b>			<b>X</b>
05-3-0404 Conduct a River Crossing Site Reconnaissance	<b>X</b>			
05-3-0405 Conduct a Target Reconnaissance	<b>X</b>			<b>X</b>
05-3-0407 Conduct an Engineer Reconnaissance	<b>X</b>	<b>X</b>		
05-3-0412 Conduct a Technical Reconnaissance	<b>X</b>			
05-3-0413 Conduct a Tactical Reconnaissance	<b>X</b>			
19-3-3105.05-T01A Process Captured Documents and Equipment		<b>X</b>	<b>X</b>	
71-2-0332.05-T01A Maintain Operations Security (OPSEC)	<b>X</b>	<b>X</b>	<b>X</b>	
<b>Deploy/Conduct Maneuver</b>				
05-1-1200 Fight as Engineers				<b>X</b>
05-2-0126 Provide Support for Countermobility Operations	<b>X</b>			

Collective Tasks		COUNTERMOBILITY	SUSTAIN ENGINEER OPERATIONS	UNIT DEFENSE	FIGHT AS ENGINEERS
05-2-0127	Provide Support for Survivability Operations				
05-2-0908	Conduct Quartering Party Operations	X		X	
05-2-1200	Reorganize as Infantry				
05-2-1215	Fight as Infantry				
05-3-0038	Disable Lines of Communication (LOC) or an Airfield	X			
05-3-0201	Create a Crater Obstacle with Explosives	X			
05-3-0202	Disable a Bridge with Explosives	X			
05-3-1220.05-R01A	Conduct Fire and Maneuver Operations				X
05-3-1221	Support by Fire				
05-3-1222	Disengage (Dismounted)	X			X
05-3-1223	Disengage (Mounted)	X			X
05-3-1226	Establish a Hasty Position	X		X	
05-3-1232	Secure at a Halt			X	X
05-3-1233	Cross a Danger Area (Dismounted)			X	
05-3-1237	Move Through Urbanized Terrain			X	
05-3-1240	Support a Raid				
05-3-7122	React to Contact			X	
05-4-0205	Create an Abatis	X			
07-1-1923.05-T01A	React to Indirect Fire			X	X
07-2-1125.05-T01A	Conduct Passage of Lines (Passing/Stationary)	X		X	X
07-2-1136.05-T02A	Occupy an Assembly Area (AA)		X	X	X
07-2-1301.05-T01A	Conduct a Convoy		X	X	X
07-3-0219.05-T01A	Establish Unit Defense		X	X	X
07-3-1000.05-T01A	Assault a Building (Infantry Platoon/Squad)				X
07-3-1112.05-T01A	React to an Ambush		X	X	X
07-3-1123.05-T01A	Conduct a Tactical Road March		X	X	X
07-3-1135.05-T01A	Conduct Actions at Danger Areas			X	X
07-3-4129.05-T01A	Defend a Battle Position			X	X
07-3-C211.05-T01A	Move Tactically			X	X
<b>Protect the Force</b>					

<b>Collective Tasks</b>	<b>COUNTERMOBILITY</b>	<b>SUSTAIN ENGINEER OPERATIONS</b>	<b>UNIT DEFENSE</b>	<b>FIGHT AS ENGINEERS</b>
03-2-3008.05-T01A Conduct a Radiological, Chemical, or Biological Reconnaissance or Survey			<b>X</b>	
03-2-C312.05-T01A Conduct Thorough Decontamination Operations				
03-3-C201.05-T01A Prepare for Operations under Nuclear, Biological, and Chemical (NBC) Conditions				
03-3-C202.05-T01A Prepare for a Chemical Attack				
03-3-C203.05-T01A Respond to a Chemical Attack				
03-3-C205.05-T01A Prepare for a Friendly Nuclear Strike				
03-3-C206.05-T01A Prepare for a Nuclear Attack				
03-3-C208.05-T01A Cross a Radiologically Contaminated Area				
03-3-C209.05-T01A React to Smoke Operations				
03-3-C222.05-T01A Respond to the Residual Effects of a Nuclear Attack				
03-3-C223.05-T01A Respond to the Initial Effects of a Nuclear Attack				
03-3-C224.05-T01A Conduct Operational Decontamination				
03-3-C226.05-T01A Cross a Chemically Contaminated Area				
05-2-0114 Conduct Breaching Operations				
05-2-0301 Camouflage Vehicles and Equipment	<b>X</b>	<b>X</b>	<b>X</b>	
05-2-0514 Emplace Tactical Obstacles	<b>X</b>			
05-2-0600 Support a River Crossing Operation				
05-2-0911 Defend a Convoy Against a Ground Attack			<b>X</b>	
05-3-0001 Prepare an Obstacle Plan (Platoon)	<b>X</b>			
05-3-0020 Emplace a Munition Field	<b>X</b>			
05-3-0043.05-R01A Create a Lane Through an Obstacle by Explosive Techniques				

Collective Tasks		COUNTERMOBILITY	SUSTAIN ENGINEER OPERATIONS	UNIT DEFENSE	FIGHT AS ENGINEERS
05-3-0046.05-R01A	Create a Lane Through an Obstacle by Mechanical Techniques				
05-3-0047.05-R01A	Create a Lane Through an Obstacle by Manual Techniques				
05-3-0110	Emplace a Modular Pack Mine System (MOPMS) Disrupt and Fix Minefield	X			
05-3-0111	Emplace a Volcano Minefield	X		X	
05-3-0112.05-R01A	Emplace a Standard-Pattern Minefield	X			
05-3-0113	Conduct a Self-Extraction From Remotely Delivered Mines		X	X	X
05-3-0114	Support Breaching Operations				
05-3-0116	Remove a Hasty Protective Row Minefield		X		
05-3-0118	Conduct Minesweeping Operations				X
05-3-0204	Prepare Preconstructed Obstacles	X			
05-3-0210	Disable Critical Equipment and Material	X	X	X	X
05-3-0303	Construct Wire Obstacles	X		X	
05-3-0307	Construct a Log Obstacle	X		X	
05-3-0312	Construct Bunkers and Shelters				
05-3-0314	Plan/Construct Strongpoints	X			
05-3-0904.05-R01A	Establish Jobsite Security	X	X	X	X
05-3-1241	Conduct Defensive Operations in Military Operations on Urbanized Terrain (MOUT)			X	X
05-4-0110.05-R01A	Mark a Minefield				
05-4-0117	Emplace a Nuisance Minefield	X			
05-4-0920	Conduct a Target Turnover	X			
05-5-0302	Prepare Crew-Served Weapons Fighting Positions		X	X	
09-2-0337.05-T01A	React to Unexploded Ordnance (UXO)		X		
19-3-2204.05-T01A	Employ Physical Security Measures		X		

Collective Tasks		COUNTERMOBILITY	SUSTAIN ENGINEER OPERATIONS	UNIT DEFENSE	FIGHT AS ENGINEERS
44-1-C221.05-T01A	Take Active Combined Arms Air Defense Measures Against Hostile Aerial Platforms		X	X	
71-2-0326.05-T01A	Perform Risk Management Procedures	X	X	X	X
<b>Perform CSS and Sustainment</b>					
05-2-1126	Coordinate for Organizational Maintenance Support	X	X		X
05-2-1131	Establish Unit Maintenance Operations		X		
05-3-0701	Construct an Expedient Landing Zone (LZ) for Helicopters				
05-3-0710	Assemble and Install Culverts	X		X	
05-3-0770	Construct Airfield Surfaces				
05-3-0785	Place Airfield Matting on Prepared Surfaces				
05-3-0786	Replace Damaged Airfield Matting				
05-3-1021	Conduct Resupply Operations	X			X
08-2-C316.05-T01A	Transport Casualties (for Units Without Medical Treatment Personnel)		X	X	
08-2-R303.05-T01A	Conduct Battlefield Stress Reduction and Stress Prevention Procedures	X	X	X	X
08-2-R315.05-T01A	Perform Field Sanitation Functions		X		
10-2-0318.05-T01A	Perform Unit Graves Registration (GRREG) Operations		X		
19-3-3106.05-T01A	Handle Enemy Prisoners of War (EPWs)		X	X	
43-2-0001.05-T01A	Conduct Unit-Level Maintenance Operations		X		
<b>Exercise Command and Control</b>					
05-2-1218	Conduct Report Procedures	X		X	X
05-2-1219	Conduct Combat Operations	X		X	X
05-2-7008	Prepare an Operation Order (OPORD) (Company/Platoon)	X		X	X
05-3-0002	Prepare an Engineer Estimate (Platoon)	X	X		



Collective Tasks		COUNTERMOBILITY	SUSTAIN ENGINEER OPERATIONS	UNIT DEFENSE	FIGHT AS ENGINEERS
05-3-0003	Prepare an Engineer Annex (Platoon [PLT])	X			
05-3-1018	Conduct Troop-Leading Procedures	X	X	X	X
05-3-1239	Plan and Control Indirect Fire	X	X	X	
11-5-1102.05-T01A	Install, Operate, and Maintain a Single-Channel, Ground and Airborne Radio System (SINGARS) Frequency Hopping (FH) Net	X	X	X	X
12-3-0001.05-T01A	Maintain Platoon Strength	X	X		X

Collective Tasks		FIGHT AS INFANTRY	GENERAL ENGINEERING	MOBILITY	SURVIVABILITY CONSTRUCTION
<b>Develop Intelligence</b>					
05-3-0402.05-R01A	Conduct a Route Classification	X		X	
05-3-0404	Conduct a River Crossing Site Reconnaissance		X	X	X
05-3-0405	Conduct a Target Reconnaissance			X	
05-3-0407	Conduct an Engineer Reconnaissance		X	X	X
05-3-0412	Conduct a Technical Reconnaissance		X	X	X
05-3-0413	Conduct a Tactical Reconnaissance		X	X	X
19-3-3105.05-T01A	Process Captured Documents and Equipment				
71-2-0332.05-T01A	Maintain Operations Security (OPSEC)	X	X	X	X
<b>Deploy/Conduct Maneuver</b>					
05-1-1200	Fight as Engineers				
05-2-0126	Provide Support for Countermobility Operations				X
05-2-0127	Provide Support for Survivability Operations			X	X
05-2-0908	Conduct Quartering Party Operations			X	
05-2-1200	Reorganize as Infantry	X			
05-2-1215	Fight as Infantry	X			
05-3-0038	Disable Lines of Communication (LOC) or an Airfield				
05-3-0201	Create a Crater Obstacle with Explosives				
05-3-0202	Disable a Bridge with Explosives			X	
05-3-1220.05-R01A	Conduct Fire and Maneuver Operations	X		X	
05-3-1221	Support by Fire	X		X	
05-3-1222	Disengage (Dismounted)	X		X	
05-3-1223	Disengage (Mounted)	X		X	X
05-3-1226	Establish a Hasty Position	X			
05-3-1232	Secure at a Halt	X			
05-3-1233	Cross a Danger Area (Dismounted)	X		X	
05-3-1237	Move Through Urbanized Terrain	X		X	
05-3-1240	Support a Raid	X		X	

Collective Tasks	FIGHT AS INFANTRY	GENERAL ENGINEERING	MOBILITY	SURVIVABILITY CONSTRUCTION
05-3-7122 React to Contact	X		X	
05-4-0205 Create an Abatis				
07-1-1923.05-T01A React to Indirect Fire	X			
07-2-1125.05-T01A Conduct Passage of Lines (Passing/Stationary)	X			
07-2-1136.05-T02A Occupy an Assembly Area (AA)	X			
07-2-1301.05-T01A Conduct a Convoy	X		X	
07-3-0219.05-T01A Establish Unit Defense	X			
07-3-1000.05-T01A Assault a Building (Infantry Platoon/Squad)	X		X	
07-3-1112.05-T01A React to an Ambush	X			
07-3-1123.05-T01A Conduct a Tactical Road March	X			
07-3-1135.05-T01A Conduct Actions at Danger Areas	X			
07-3-4129.05-T01A Defend a Battle Position	X			
07-3-C211.05-T01A Move Tactically	X			
<b>Protect the Force</b>				
03-2-3008.05-T01A Conduct a Radiological, Chemical, or Biological Reconnaissance or Survey				
03-2-C312.05-T01A Conduct Thorough Decontamination Operations				
03-3-C201.05-T01A Prepare for Operations under Nuclear, Biological, and Chemical (NBC) Conditions				
03-3-C202.05-T01A Prepare for a Chemical Attack				
03-3-C203.05-T01A Respond to a Chemical Attack				
03-3-C205.05-T01A Prepare for a Friendly Nuclear Strike				
03-3-C206.05-T01A Prepare for a Nuclear Attack				
03-3-C208.05-T01A Cross a Radiologically Contaminated Area				
03-3-C209.05-T01A React to Smoke Operations				
03-3-C222.05-T01A Respond to the Residual Effects of a Nuclear Attack				
03-3-C223.05-T01A Respond to the Initial Effects of a Nuclear Attack				

Collective Tasks		FIGHT AS INFANTRY	GENERAL ENGINEERING	MOBILITY	SURVIVABILITY CONSTRUCTION
03-3-C224.05-T01A	Conduct Operational Decontamination				
03-3-C226.05-T01A	Cross a Chemically Contaminated Area				
05-2-0114	Conduct Breaching Operations			X	
05-2-0301	Camouflage Vehicles and Equipment				X
05-2-0514	Emplace Tactical Obstacles				
05-2-0600	Support a River Crossing Operation			X	
05-2-0911	Defend a Convoy Against a Ground Attack	X		X	
05-3-0001	Prepare an Obstacle Plan (Platoon)				
05-3-0020	Emplace a Munition Field				
05-3-0043.05-R01A	Create a Lane Through an Obstacle by Explosive Techniques			X	
05-3-0046.05-R01A	Create a Lane Through an Obstacle by Mechanical Techniques			X	
05-3-0047.05-R01A	Create a Lane Through an Obstacle by Manual Techniques			X	
05-3-0110	Emplace a Modular Pack Mine System (MOPMS) Disrupt and Fix Minefield				
05-3-0111	Emplace a Volcano Minefield				
05-3-0112.05-R01A	Emplace a Standard-Pattern Minefield				
05-3-0113	Conduct a Self-Extraction From Remotely Delivered Mines	X		X	
05-3-0114	Support Breaching Operations			X	
05-3-0116	Remove a Hasty Protective Row Minefield			X	
05-3-0118	Conduct Minesweeping Operations			X	
05-3-0204	Prepare Preconstructed Obstacles		X	X	
05-3-0210	Disable Critical Equipment and Material	X		X	X
05-3-0303	Construct Wire Obstacles				X
05-3-0307	Construct a Log Obstacle				
05-3-0312	Construct Bunkers and Shelters				X

Collective Tasks		FIGHT AS INFANTRY	GENERAL ENGINEERING	MOBILITY	SURVIVABILITY CONSTRUCTION
05-3-0314	Plan/Construct Strongpoints		X	X	X
05-3-0904.05-R01A	Establish Jobsite Security	X	X	X	X
05-3-1241	Conduct Defensive Operations in Military Operations on Urbanized Terrain (MOUT)	X			
05-4-0110.05-R01A	Mark a Minefield			X	
05-4-0117	Emplace a Nuisance Minefield				
05-4-0920	Conduct a Target Turnover				
05-5-0302	Prepare Crew-Served Weapons Fighting Positions	X			
09-2-0337.05-T01A	React to Unexploded Ordnance (UXO)				
19-3-2204.05-T01A	Employ Physical Security Measures				
44-1-C221.05-T01A	Take Active Combined Arms Air Defense Measures Against Hostile Aerial Platforms				
71-2-0326.05-T01A	Perform Risk Management Procedures	X	X	X	X
<b>Perform CSS and Sustainment</b>					
05-2-1126	Coordinate for Organizational Maintenance Support	X	X	X	X
05-2-1131	Establish Unit Maintenance Operations				
05-3-0701	Construct an Expedient Landing Zone (LZ) for Helicopters			X	
05-3-0710	Assemble and Install Culverts		X	X	X
05-3-0770	Construct Airfield Surfaces		X	X	
05-3-0785	Place Airfield Matting on Prepared Surfaces		X	X	X
05-3-0786	Replace Damaged Airfield Matting		X	X	
05-3-1021	Conduct Resupply Operations	X	X	X	X
08-2-C316.05-T01A	Transport Casualties (for Units Without Medical Treatment Personnel)				
08-2-R303.05-T01A	Conduct Battlefield Stress Reduction and Stress Prevention Procedures	X	X	X	

Collective Tasks		FIGHT AS INFANTRY	GENERAL ENGINEERING	MOBILITY	SURVIVABILITY CONSTRUCTION
08-2-R315.05-T01A	Perform Field Sanitation Functions				
10-2-0318.05-T01A	Perform Unit Graves Registration (GRREG) Operations				
19-3-3106.05-T01A	Handle Enemy Prisoners of War (EPWs)				
43-2-0001.05-T01A	Conduct Unit-Level Maintenance Operations				
<b>Exercise Command and Control</b>					
05-2-1218	Conduct Report Procedures	X	X	X	X
05-2-1219	Conduct Combat Operations	X	X	X	X
05-2-7008	Prepare an Operation Order (OPORD) (Company/Platoon)	X	X	X	X
05-3-0002	Prepare an Engineer Estimate (Platoon)		X	X	X
05-3-0003	Prepare an Engineer Annex (Platoon [PLT])		X	X	X
05-3-1018	Conduct Troop-Leading Procedures	X	X	X	X
05-3-1239	Plan and Control Indirect Fire	X		X	X
11-5-1102.05-T01A	Install, Operate, and Maintain a Single-Channel, Ground and Airborne Radio System (SINGARS) Frequency Hopping (FH) Net	X	X	X	X
12-3-0001.05-T01A	Maintain Platoon Strength	X		X	X

Collective Tasks	PLAN ENGINEER OPERATIONS	STABILITY	UNIT SURVIVABILITY
<b>Develop Intelligence</b>			
05-3-0402.05-R01A Conduct a Route Classification	X		
05-3-0404 Conduct a River Crossing Site Reconnaissance		X	
05-3-0405 Conduct a Target Reconnaissance			
05-3-0407 Conduct an Engineer Reconnaissance		X	X
05-3-0412 Conduct a Technical Reconnaissance		X	
05-3-0413 Conduct a Tactical Reconnaissance			
19-3-3105.05-T01A Process Captured Documents and Equipment			X
71-2-0332.05-T01A Maintain Operations Security (OPSEC)	X	X	X
<b>Deploy/Conduct Maneuver</b>			
05-1-1200 Fight as Engineers			
05-2-0126 Provide Support for Countermobility Operations			
05-2-0127 Provide Support for Survivability Operations			
05-2-0908 Conduct Quarters Party Operations			
05-2-1200 Reorganize as Infantry			
05-2-1215 Fight as Infantry			
05-3-0038 Disable Lines of Communication (LOC) or an Airfield			
05-3-0201 Create a Crater Obstacle with Explosives			
05-3-0202 Disable a Bridge with Explosives			
05-3-1220.05-R01A Conduct Fire and Maneuver Operations			
05-3-1221 Support by Fire			
05-3-1222 Disengage (Dismounted)			
05-3-1223 Disengage (Mounted)			
05-3-1226 Establish a Hasty Position			
05-3-1232 Secure at a Halt			
05-3-1233 Cross a Danger Area (Dismounted)			
05-3-1237 Move Through Urbanized Terrain			
05-3-1240 Support a Raid			

Collective Tasks	PLAN ENGINEER OPERATIONS	STABILITY	UNIT SURVIVABILITY
05-3-7122 React to Contact			X
05-4-0205 Create an Abatis			
07-1-1923.05-T01A React to Indirect Fire			X
07-2-1125.05-T01A Conduct Passage of Lines (Passing/Stationary)			
07-2-1136.05-T02A Occupy an Assembly Area (AA)			X
07-2-1301.05-T01A Conduct a Convoy			X
07-3-0219.05-T01A Establish Unit Defense			X
07-3-1000.05-T01A Assault a Building (Infantry Platoon/Squad)			
07-3-1112.05-T01A React to an Ambush			X
07-3-1123.05-T01A Conduct a Tactical Road March			X
07-3-1135.05-T01A Conduct Actions at Danger Areas			
07-3-4129.05-T01A Defend a Battle Position			X
07-3-C211.05-T01A Move Tactically			X
<b>Protect the Force</b>			
03-2-3008.05-T01A Conduct a Radiological, Chemical, or Biological Reconnaissance or Survey			X
03-2-C312.05-T01A Conduct Thorough Decontamination Operations			X
03-3-C201.05-T01A Prepare for Operations under Nuclear, Biological, and Chemical (NBC) Conditions			X
03-3-C202.05-T01A Prepare for a Chemical Attack			X
03-3-C203.05-T01A Respond to a Chemical Attack			X
03-3-C205.05-T01A Prepare for a Friendly Nuclear Strike			X
03-3-C206.05-T01A Prepare for a Nuclear Attack			X
03-3-C208.05-T01A Cross a Radiologically Contaminated Area			X
03-3-C209.05-T01A React to Smoke Operations			X
03-3-C222.05-T01A Respond to the Residual Effects of a Nuclear Attack			X
03-3-C223.05-T01A Respond to the Initial Effects of a Nuclear Attack			X



Collective Tasks	PLAN ENGINEER OPERATIONS	STABILITY	UNIT SURVIVABILITY
03-3-C224.05-T01A Conduct Operational Decontamination			X
03-3-C226.05-T01A Cross a Chemically Contaminated Area			X
05-2-0114 Conduct Breaching Operations			
05-2-0301 Camouflage Vehicles and Equipment			X
05-2-0514 Emplace Tactical Obstacles			
05-2-0600 Support a River Crossing Operation			
05-2-0911 Defend a Convoy Against a Ground Attack			X
05-3-0001 Prepare an Obstacle Plan (Platoon)			
05-3-0020 Emplace a Munition Field			
05-3-0043.05-R01A Create a Lane Through an Obstacle by Explosive Techniques			
05-3-0046.05-R01A Create a Lane Through an Obstacle by Mechanical Techniques			
05-3-0047.05-R01A Create a Lane Through an Obstacle by Manual Techniques			
05-3-0110 Emplace a Modular Pack Mine System (MOPMS) Disrupt and Fix Minefield			
05-3-0111 Emplace a Volcano Minefield			
05-3-0112.05-R01A Emplace a Standard-Pattern Minefield			
05-3-0113 Conduct a Self-Extraction From Remotely Delivered Mines			X
05-3-0114 Support Breaching Operations			
05-3-0116 Remove a Hasty Protective Row Minefield			X
05-3-0118 Conduct Minesweeping Operations			X
05-3-0204 Prepare Preconstructed Obstacles			
05-3-0210 Disable Critical Equipment and Material			X
05-3-0303 Construct Wire Obstacles		X	X
05-3-0307 Construct a Log Obstacle			
05-3-0312 Construct Bunkers and Shelters		X	X

Collective Tasks		PLAN ENGINEER OPERATIONS	STABILITY	UNIT SURVIVABILITY
05-3-0314	Plan/Construct Strongpoints			
05-3-0904.05-R01A	Establish Jobsite Security	X	X	X
05-3-1241	Conduct Defensive Operations in Military Operations on Urbanized Terrain (MOUT)			
05-4-0110.05-R01A	Mark a Minefield			
05-4-0117	Emplace a Nuisance Minefield			
05-4-0920	Conduct a Target Turnover			
05-5-0302	Prepare Crew-Served Weapons Fighting Positions			X
09-2-0337.05-T01A	React to Unexploded Ordnance (UXO)			X
19-3-2204.05-T01A	Employ Physical Security Measures			X
44-1-C221.05-T01A	Take Active Combined Arms Air Defense Measures Against Hostile Aerial Platforms			X
71-2-0326.05-T01A	Perform Risk Management Procedures	X	X	X
<b>Perform CSS and Sustainment</b>				
05-2-1126	Coordinate for Organizational Maintenance Support			X
05-2-1131	Establish Unit Maintenance Operations			
05-3-0701	Construct an Expedient Landing Zone (LZ) for Helicopters			
05-3-0710	Assemble and Install Culverts			
05-3-0770	Construct Airfield Surfaces			
05-3-0785	Place Airfield Matting on Prepared Surfaces		X	
05-3-0786	Replace Damaged Airfield Matting			
05-3-1021	Conduct Resupply Operations			X
08-2-C316.05-T01A	Transport Casualties (for Units Without Medical Treatment Personnel)			X
08-2-R303.05-T01A	Conduct Battlefield Stress Reduction and Stress Prevention Procedures	X		X

Collective Tasks		PLAN ENGINEER OPERATIONS	STABILITY	UNIT SURVIVABILITY
08-2-R315.05-T01A	Perform Field Sanitation Functions			X
10-2-0318.05-T01A	Perform Unit Graves Registration (GRREG) Operations			X
19-3-3106.05-T01A	Handle Enemy Prisoners of War (EPWs)			X
43-2-0001.05-T01A	Conduct Unit-Level Maintenance Operations			X
<b>Exercise Command and Control</b>				
05-2-1218	Conduct Report Procedures	X	X	X
05-2-1219	Conduct Combat Operations			
05-2-7008	Prepare an Operation Order (OPORD) (Company/Platoon)	X	X	X
05-3-0002	Prepare an Engineer Estimate (Platoon)		X	X
05-3-0003	Prepare an Engineer Annex (Platoon [PLT])		X	X
05-3-1018	Conduct Troop-Leading Procedures		X	X
05-3-1239	Plan and Control Indirect Fire			X
11-5-1102.05-T01A	Install, Operate, and Maintain a Single-Channel, Ground and Airborne Radio System (SINCGARS) Frequency Hopping (FH) Net		X	X
12-3-0001.05-T01A	Maintain Platoon Strength			X

Figure 2-2. Collective Task to Missions

## CHAPTER 3

### Mission Outlines / Training Plans

3-1. General. The mission outline illustrates the relationship between the missions and their support tasks. Each outline provides the trainer with a diagram of the unit's mission, sample FTXs and STXs, and the collective tasks that comprise them.

3-2. Mission Outlines. Since unit training is mission-oriented, the mission outline shows how task training contributes to the unit's ability to perform its missions. The mission outlines, Tables 3-1 through 3-6, provide the commander with a visual outline of his unit's missions in a format that facilitates the planning and management of training.

**Table 3-1. Sample Countermobility Mission Outline**

<b>ENGINEER PLATOON COUNTERMOBILITY</b>	
Task Number	Task Title
03-2-3008.05-T01A	Conduct a Radiological, Chemical, or Biological Reconnaissance or Survey
03-3-C201.05-T01A	Prepare for Operations under Nuclear, Biological, and Chemical (NBC) Conditions
05-3-1018.05-R01A	Conduct Troop-Leading Procedures
05-3-0904.05-R01A	Establish Jobsite Security
05-3-0306	Construct a Tank Ditch
05-3-0307	Construct a Log Obstacle
05-3-0303.05-R01A	Construct Wire Obstacles
07-1-1923.05-T01A	React to Indirect Fire
10-2-0319.05-T01A	Receive Airdrop Resupply
71-2-0326.05-T01A	Perform Risk Management Procedures

**Table 3-2. Sample Fight as Engineers Mission Outline**

<b>ENGINEER PLATOON FIGHT AS ENGINEERS</b>	
Task Number	Task Title
03-3-C203.05-T01A	Respond to a Chemical Attack
03-3-C209.05-T01A	React to Smoke Operations
05-1-1200	Fight as Engineers
07-1-1923.05-T01A	React to Indirect Fire
07-2-0414.05-T01A	Establish a Company Defensive Position

**Table 3-3. Sample General Engineering Mission Outline**

<b>ENGINEER COMPANY GENERAL ENGINEERING</b>	
<b>Task Number</b>	<b>Task Title</b>
05-3-0407	Conduct an Engineer Reconnaissance
05-3-0904	Establish Jobsite Security
05-3-0778	Construct/Repair a Steel Frame Structure
05-3-0611	Construct/Repair a Bridge Abutment
05-3-0313	Construct Revetments
05-2-0726	Conduct Hauling Operations
05-3-0118	Conduct Minesweeping Operations
05-3-0791	Construct/Repair a Water Distribution System
05-3-0792	Install Coupled Pipeline
05-3-0710	Assemble/Install Culverts
05-3-0765	Construct/Repair a Sewerage System
05-3-0784	Construct/Repair Head Walls
05-3-0402	Conduct a Route Reconnaissance
08-2-0314.05-T01A	Treat Casualties
05-3-0209	Clear Obstacles Using Demolitions
05-3-0787	Construct/Repair a Wood Frame Structure
05-3-0789	Construct/Repair a Concrete Structure
05-3-0790	Construct/Repair Electrical Utilities

**Table 3-4. Sample Mobility Mission Outline**

<b>ENGINEER PLATOON MOBILITY</b>	
<b>Task Number</b>	<b>Task Title</b>
03-2-3008.05-T01A	Conduct a Radiological, Chemical, or Biological Reconnaissance or Survey
03-3-C208.05-T01A	Cross a Radiologically-Contaminated Area
05-3-0114	Support Breaching Operations
05-3-0404	Conduct a River-Crossing Site Reconnaissance
05-3-0609	Operate River-Crossing Sites
05-3-0603	Prepare Expedient Fords
05-3-0767	Clear Obstacles with Engineer Equipment

**Table 3-5. Sample Perform Survivability Construction Mission Outline**

<b>ENGINEER PLATOON PERFORM SURVIVABILITY CONSTRUCTION</b>	
<b>Task Number</b>	<b>Task Title</b>
03-3-C202.05-T01A	Prepare for a Chemical Attack
03-3-C205.05-T01A	Prepare for a Friendly Nuclear Strike
03-3-C206.05-T01A	Prepare for a Nuclear Attack
05-3-0306	Construct a Tank Ditch
05-3-0304	Construct Vehicle Fighting Positions
05-3-0305	Construct Vehicle Protective Positions
05-3-0312	Construct Bunkers and Shelters

**Table 3-6. Sample Unit Survivability/Unit Defense Mission Outline**

<b>ENGINEER COMPANY</b> <b><u>UNIT SURVIVABILITY/UNIT DEFENSE</u></b>	
<b>Task Number</b>	<b>Task Title</b>
05-3-0913	Secure and Defend the Unit's Position
05-2-0301	Camouflage Vehicles and Equipment
11-5-0121.05-T01A	Provide a Field Cable or Wire System
03-3-C203.05-T01A	Prepare for a Chemical Attack
03-3-C205.05-T01A	Prepare for a Friendly Nuclear Strike
44-1-C220.05-T01A	Use Passive Air Defense Measures
44-1-C221.07-1332	Conduct Active Combined-Arms Air Defense Measures Against Hostile Aircraft
05-3-1043	Exchange Mission-Oriented Protection Posture (MOPP) Gear

## CHAPTER 4

### Training Exercise

4-1. **General.** Training exercises are used to train and practice the performance of collective tasks. This MTP contains a sample STX. It is designed to assist in developing, sustaining, and evaluating the unit's mission proficiency. Table 4-1 lists the STX by exercise number, title, and page number.

**Table 4-1. STX Exercises**

<b>Exercise Number</b>	<b>Exercise Title</b>	<b>Page</b>
STX 5-2-E0001	Breaching Obstacles	4-1

4-2. **Situational Training Exercise.** STXs are short, scenario-driven, mission-oriented, tactical exercises used to train a group of closely related collective tasks. The STX provides the information for training the missions that make up the critical wartime mission. The STX--

- a. Provides repetitive training of missions.
- b. Allows the training to focus on identified weaknesses.
- c. Allows the unit to practice the mission STX before conducting a higher-echelon FTX.
- d. Saves time by providing most of the information needed to develop a vehicle for training.

### ENGINEER PLATOON STX 5-2-E0001 BREACHING OBSTACLES

1. **Objective.** This sample STX trains collective, leader, and individual tasks in the platoon's operation (breaching obstacles).
2. **Interface.** This STX supports the company FTX 5-2-E0001 requirement to conduct combat operations.
3. **Training.**
  - a. **Individual training.** This training should be based on the soldier's manual tasks required to support this STX. Use the individual-to-collective task matrix in Chapter 2 as a source for these individual tasks. Individual training is based on the tasks, conditions, and standards in the 12B and the soldier's common tasks manuals. Training should be hands-on and performance-oriented. During training, leaders assess soldier proficiency by evaluating task performance against the soldier's manual standards then providing feedback to the soldiers. The individual training and evaluation program includes common task tests and the commander's evaluations.
  - b. **Collective training.** This training should be based on the collective tasks required for the STX. Battle drills and STXs are key tools for squad and platoon collective training. As with individual tasks, drills should be trained to standard with feedback provided. Collective tasks that could support this STX and mission (as well as other missions) are in the mission-to-collective task matrix in Chapter 2.
  - c. **Leader training.** This training should be based on the leader tasks required for the exercises as well as the individual tasks. Leader tasks are trained in the same manner as stated in paragraph 3a or by one or all of the following methods. When material and facilities are not available, innovation is the answer. Do not limit training to the methods listed below.

- (1) Classroom discussions on how to plan the exercise and how to implement unit's SOP.
  - (2) A map reconnaissance assists in terrain analysis and war gaming. (Use a map of the area where the STX is to be conducted.)
  - (3) Terrain board or sand table exercises permit simulations or miniatures to be used to gain three-dimensional perspectives in war gaming or rehearsals. (Model the terrain board or the sand table to match the terrain where the exercise will be conducted.)
  - (4) Tactical exercises without troops (TEWTs) allow leaders to train on the ground, practicing land-navigation movement, reporting, and other leader actions.
  - (5) Simulations and games teach leaders as part of a continuing officer and noncommissioned officer (NCO) development program.
  - (6) Training extension courses use audiovisual equipment to present information and demonstrate how tasks are performed to standard.
- d. Training tips and instructions. The following are training tips and general instructions on how to prepare for and accomplish the STX:
- (1) Know the requirements for breaching obstacles, marking obstacles, and tactical movement.
  - (2) Conduct a leader's reconnaissance of the training area with squad leaders to ensure that you do not make time-consuming mistakes.
  - (3) Review the standards for the T&EO that supports this exercise.
  - (4) Conduct this STX using one of the following options:
    - (a) With ammunition, without ammunition, or using live fire. The use of ammunition is encouraged to add more realism to the exercise.
    - (b) With or without the Multiple Integrated Laser-Equipment System (MILES). The MILES provides better feedback and should be used if it is available.
    - (c) Under all environmental conditions, both day and night and with or without NBC. These scenarios should involve an active NBC environment.
  - (5) Ensure that this STX is initially trained and rehearsed slowly, on open terrain, during good visibility, and with frequent explanations and critiques by leaders. This simple execution, combined with a thorough prebrief and "chalk talks" constitutes the "crawl" stage of STX training. The "walk" phase of this STX entails conducting the training at closer to normal rates, on more difficult terrain, and with stops for explanation and critique only when problems occur (expect for planned AARs). During the "run" phase, the STX is executed under conditions as close as possible to those expected in combat (including full operational security [OPSEC] and camouflage, realistic time frames and distances, challenging terrain, and aggressive OPFOR, NBC environment, and movement distance). This exercise is conducted at full speed after conducting building block training (individual training and drills) to reach the run level of execution.
  - (6) Ensure that the T&EO standards for this exercise (from Chapter 5) are met to obtain the maximum benefits from the training.
  - (7) Conduct this exercise on a recurring basis to sustain proficiency; however, since many of the T&EOs in this STX will be trained in other STXs, practice may occur through integration rather than retraining the STX.



(8) Ensure that the OPFOR replicates enemy forces in size and strength to portray threat activities realistically.

(9) Assign at least one evaluator to control OPFOR activities. The evaluator evaluates OPFOR actions, ensures realism, stresses safety, and assesses loss and damage. If the OPFOR are in groups for several simultaneous actions, additional OPFOR evaluators or controllers are necessary.

(10) Ensure that OPFOR units look and fight like a potential enemy. This will help soldiers understand threat tactics, doctrine, and weapons systems.

e. Training enhancers. This STX requires the platoon to breach an obstacle, move tactically, support by fire, and mark an obstacle.

(1) When basic proficiency is attained for the tasks in this STX, the STX may be conducted under limited visibility conditions, both with and without night vision devices (NVDs).

(2) This STX can be conducted under increasing MOPP levels as proficiency increase.

#### 4. General Situation.

a. Contact with the enemy obstacle has been established. Initial reports indicate that the obstacle is overwatched by a company-sized element. His defensive positions are not well established. He has the capability for indirect fire and close air support (CAS). The enemy has used chemical weapons and will probably do so again. A breach of the obstacle has been ordered to allow maneuver forces to move through to attack the enemy. Figure 4-1 illustrates the graphic scenario of task performance in this exercise.

b. This exercise begins with the receipt of a company fragmentary order (FRAGO) by the platoon and ends after the obstacle is marked. An AAR should be held after the obstacle has been breached and marked. A final AAR should be conducted once all evaluation notes are compiled. If necessary, run portions of the exercise again until you are satisfied with your platoon's performance. Table 4-2 provides a recommended sequence of T&EOs and a recommended time for each portion of the STX.

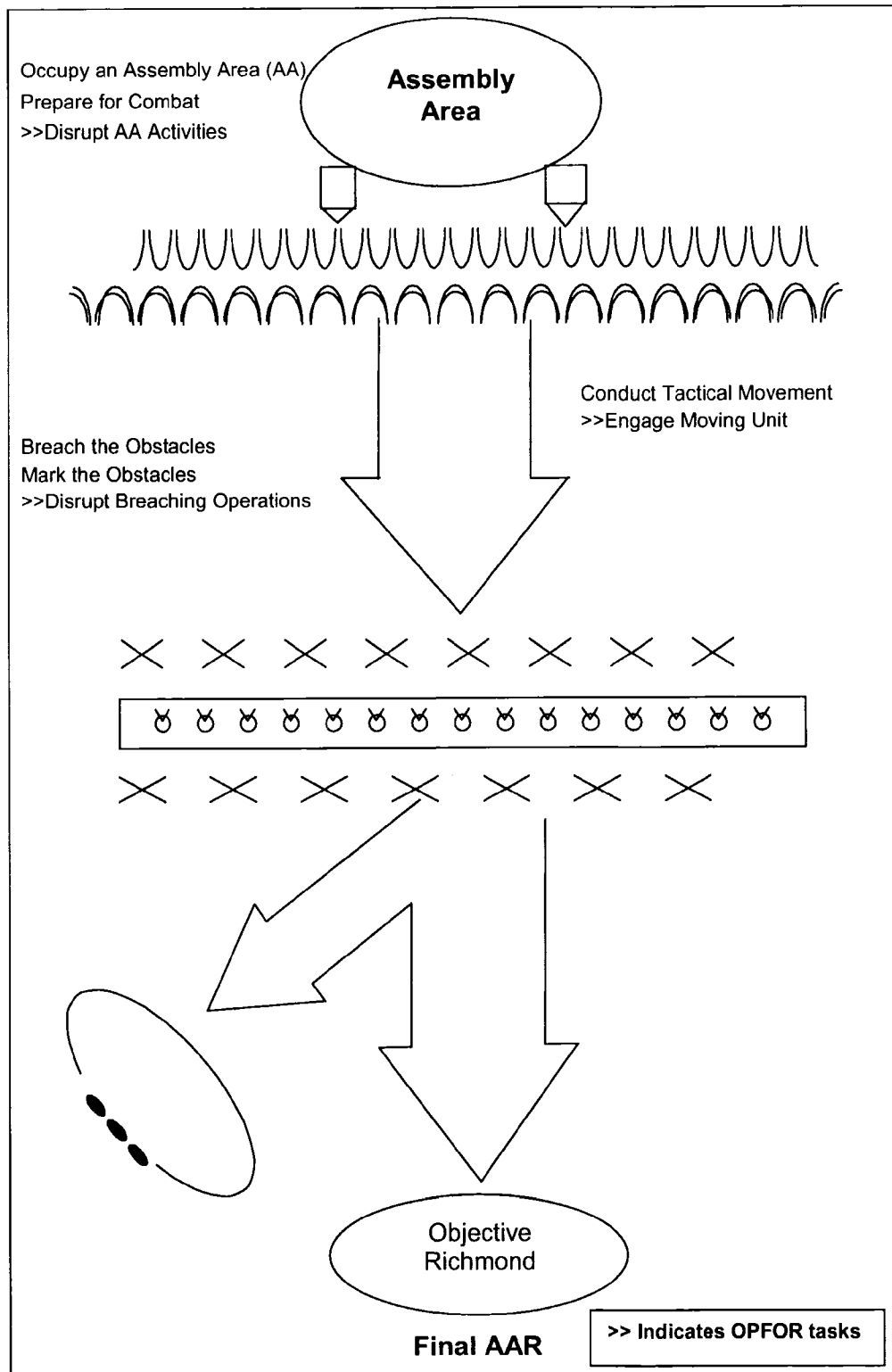


Figure 4-1. General Scenario STX

**Table 4-2. Sample Suggested Scenario**

Event	Action	Estimated Time
<b>Module 1</b>		
1	Occupy an Assembly Area (AA)	4 hours
2	Receive a FRAGO	15 minutes
3	Plan Breaching Operations	3 hours
4	Issue a FRAGO	2 hours
5	Conduct an AAR	1 hour
6	Conduct Precombat Operations	2 hours
7	Conduct Tactical Movement	1 hour
8	Breach the Obstacle	1 hour
9	Conduct an AAR	1 hour
10	Mark the Obstacle	1 hour
11	Conduct an AAR	1 hour
<b>Total time:</b>		<b>17.25 hours</b>
1. These tasks are integrated and evaluated throughout the exercise. 2. Events will be trained to standards, not time limitations. The time required to train an event will vary based on METT-TC factors and the unit's training proficiency. 3. Additional time may be required if great portions of the exercise are conducted at night or during other limited visibility.  <b>* NOTE: These tasks are integrated and evaluated throughout the exercise.</b>		

5. Special Situation.

- a. Your platoon is part of a company in a secure AA. The platoon receives a FRAGO to breach obstacles (see Figure 4-2).
- b. The company commander has ordered your platoon to lift your supporting fires. A sister platoon is prepare to provide support for the breach and marking of the obstacle. The company commander orders your platoon to breach the obstacle.

6. Support Requirements.

- a. Minimum trainers and observers/controllers (Os/Cs). The company commander or the platoon leader can conduct this exercise and will be the trainer and primary evaluator. At least one other O/C is required with the OPFOR. Another platoon being trained or evaluated should be used as the platoon supporting the breach operations. This platoon will need an additional trainer or O/C.
- b. Vehicles/communications. Those organic to the platoon are needed for this exercise. Two or three vehicles or trailers should be in the OPFOR supply site.
- c. Opposing forces. The OPFOR ground force should at least be a reinforced squad.

<b>FRAGMENTARY ORDER</b>	
	Copy ____ of ____ copies 25 <sup>th</sup> EN BN
FRAGMENTARY ORDER _____	
References:	
1. SITUATION.	
<div style="margin-left: 20px;">a. Enemy Forces. The enemy forces are at 60 to 70 percent strength. They are preparing to counterattack and are expected to use air-delivered or artillery-delivered nonpersistent nerve agent.</div> <div style="margin-left: 20px;">b. Friendly Force. (Element designation) attack (date/time group) to destroy the enemy force at Objective _____ to disrupt the enemy's counterattack.</div>	
2. MISSION. (Element destination) is to provide breach support for (supported elements designation) to breach obstacles along the main avenue of approach.	
3. EXECUTION.	
<div style="margin-left: 20px;">a. Concept of the Operations. (See overlay.)</div> <div style="margin-left: 40px;">(1) Intent. Breach obstacles and destroy the enemy preparing to counterattack.</div> <div style="margin-left: 40px;">(2) Fire Support. Priority of fire to (another) platoon.</div> <div style="margin-left: 20px;">b. (Another) Platoon.</div> <div style="margin-left: 40px;">(1) Provide breach support for (evaluated) platoon.</div> <div style="margin-left: 40px;">(2) Prepare to replace (evaluated) platoon in case they become combat ineffective.</div> <div style="margin-left: 20px;">c. (Evaluated) Platoon.</div> <div style="margin-left: 40px;">(1) Provide local support by fire (initially).</div> <div style="margin-left: 40px;">(2) Breach obstacles.</div> <div style="margin-left: 40px;">(3) Mark obstacles according to the tactical standing operating procedure (TACSOP).</div> <div style="margin-left: 20px;">d. Coordinating Instructions.</div> <div style="margin-left: 40px;">(1) Company release point (RP) is (grid).</div> <div style="margin-left: 40px;">(2) Company linkup point is (grid).</div>	

**Figure 4-2. Sample FRAGO for STX 5-2-E0001**

d. Maneuver area. A 15- by 4-kilometer training area is desired. This area should provide for infiltration, cross-county movement, locations for supply sites, and a complex obstacle. The terrain should offer multiple covered and concealed approaches to the objective area. Using terrain that limits

the leader to a "geographical" or "school" solution does not allow evaluation of the unit's ability to conduct a terrain analysis and select and conceal positions.

- e. Consolidated support requirements. This exercise requires the items listed in Table 4-3.

**Table 4-3. Consolidated Support Requirements for STX 5-2-E0001**

Ammunition	DODIC	Estimated Basic Load	
5.56 millimeters (mm)	A080	150 rounds per rifle	
7.62 mm	A111	400 rounds per M60	
5.56 mm	A075	250 rounds per squad automatic weapon (SAW)	
Caliber .50	A598	250 rounds per M2	
Antitank Weapon-Effect Simulator System (ATWESS) (AT-4)	L367	15 each per company (inert)	
Hand grenade, body, M69	G811	2 per man	
Hand grenade, fuse (practice)	G878	2 per man	
Simulators, projectile, ground burst	L598	50 per exercise	
Simulator, hand grenade, M116 series	L601	20 per squad (without live demolitions to simulate demolitions) or 6 per squad	
Demolitions (See the note below.)			
Mine-clearing line charge (MICLIC)		4 per company with 2 reloads	
Bangalore torpedo kit		1 per squad	
Charge, block trinitrotoluene (TNT)		50 per squad	
Modernized demolition initiator (MDI) M11, 12, 13, 14		15 each (total 60) per platoon	
MDI igniters		60 each platoon	
Time fuse		500 feet per platoon	
Satchel charge, M183		30 per platoon	
40-pound shape charge		12 per platoon	
Smoke grenades, white		60 per platoon	
Smoke pot, ground		10 per platoon	
Other Items			
Batteries, BA 200 (6-volt)		50 each	
Batteries, BA 3090 (9-volt)		400 each	
CLASS IV			
Concertina wire			
Mines			
	Company	Evaluators	OPFOR
MILES Equipment			
Armored personnel carrier (APC)	13		13/4
Caliber .50 system	15		13/4
M240 system	2		
M19 blank firing adapter	15		13/4
M16 system	120		120/28
M60 machine-gun system	13		13/2
Controller guns		8	
Small-arms alignment fixture		2	
NOTE: Ammunition and demolitions are basic loads and should be restocked (according to use) during the exercise.			

- f. Regulations and requirements. Commanders should consult local regulations and range-control requirements during coordination to ensure compliance with restrictions such as constraints on pyrotechnics.

7. Training and Evaluation Outline Sequence. Table 4-4 lists the T&EOs from Chapter 5 that are used to evaluate this STX.

**Table 4-4. T&EOs Used in Evaluating STX 5-2-E0001**

<b>Task Title</b>	<b>Task Number</b>
Conduct Troop-Leading Procedures	05-3-1018.05-R01A
Conduct a Radiological, Chemical, or Biological Reconnaissance or Survey	03-2-3008.05-T01A
Cross a Radiologically Contaminated Area	03-3-C208.05-T01A
Support Breaching Operations	05-3-0114
Reorganize as Infantry	05-2-1200
Fight as Infantry	05-2-1215

## CHAPTER 5

### Training and Evaluation Outlines

5-1. General. This chapter contains the T&EOs for the unit. T&EOs are the foundation of the MTP and the collective training of the unit. T&EOs are training objectives (task, conditions, and standards) for the collective tasks that support critical wartime operations. The unit must master designated collective tasks to perform its critical wartime operations. T&EOs may be trained separately, in an STX, in an FTX, or in live-fire exercises. For collective live-fire standards, the trainer needs to refer to the applicable gunnery manual for the appropriate course of fire. Those standards and courses of fire need to be integrated into the training exercise.

5-2. Structure. The T&EOs in this chapter are listed in Table 5-1. The mission-to-collective task matrix in Chapter 2 lists the T&EOs required to train the critical wartime missions according to their specific BOS.

5-3. Format. The T&EOs are prepared for every collective task that supports critical wartime operation accomplishment. Each T&EO contains the following items:

- a. Element. This identifies the unit or unit element(s) that perform the task.
- b. Task. This describes the action to be performed by the unit, and provides the task number.
- c. References. These are in parenthesis following the task number. The reference that contains the most information (primary reference) about the task is listed first and underlined. If there is only one reference, it is not underlined.
- d. Iteration. This is used to identify how many times the task is performed and evaluated during training. The "M" identifies when the task is performed in mission-oriented protection posture (MOPP) 4.
- e. Commander or Leader Assessment. The unit's leadership uses this to assess the proficiency of the unit in performing the task to standard. Assessments are subjective in nature. Therefore, use all available evaluation data and subunit-leader input to develop an assessment of the organization's overall capability to accomplish the task. Use the ratings listed below.
  - (1) T - Trained. The unit is trained and has demonstrated its proficiency in accomplishing the task to wartime standards.
  - (2) P - Needs practice. The unit needs to practice the task. Performance has demonstrated that the unit does not achieve the task to standard without some difficulty or has failed to perform some task steps to standard.
  - (3) U - Untrained. The unit cannot demonstrate an ability to achieve wartime proficiency.
- f. Task Conditions. This describes the situation or environment in which the unit is to do the collective task.
- g. Task Standards.
  - (1) The task standard states the performance criteria that a unit must achieve to successfully execute the task. This overall standard should be the focus of training and should be understood by every soldier.
  - (2) The trainer or evaluator determines the unit's training status using performance observation measurements (where applicable) and his judgment. The unit must be evaluated in the context of the METT-TC conditions. The conditions should be as similar as possible for all evaluated elements. This will establish a common base line for unit performance.

h. **Task Steps and Performance Measures.** This is a list of actions that are required to complete the task. These actions are stated in terms of observable performance for evaluating training proficiency. The task steps are arranged sequentially along with supporting individual task and their references. An asterisk (\*) to the left of the step number indicates the leader tasks within each T&EO. Under each task step are listed the performance measures that must be accomplished to correctly perform the task step. If the unit fails to correctly perform one of these task steps to standard, it has failed to achieve the overall task standard.

i. **GO/NO-GO Column.** This column is provided for annotating the platoon's performance of the task steps. Evaluate each performance measure for a task step and place an X in the appropriate column. A major portion of the performance measures must be marked a GO for the task step to be successfully performed.

j. **Task Performance/Evaluation Summary Block.** This block provides the trainer with a means of recording the total number of task steps and performance measures evaluated and those evaluated as GO. It also provides the evaluator with a means to rate the unit's demonstrated performance as a GO or NO-GO. It also provides the leader with a historical record for five training iterations.

k. **Supporting Individual Tasks.** This is a listing of all supporting individual tasks required to correctly perform the task. The reference number, tasks number, and task title for each individual task are listed.

l. **OPFOR Tasks.** These standards specify overall OPFOR performance for each collective task. The standards ensure that the OPFOR soldiers accomplish meaningful training and force the training unit to perform its task to standard or "lose" to the OPFOR. The OPFOR standards specify what must be accomplished--not how it must be accomplished. The OPFOR must always attain its task standards, using tactics consistent with the type of enemy they are portraying.

5-4. **Usage.** The T&EOs can be used to train or evaluate a single task. Several T&EOs can be used to train or evaluate a group of tasks such as an STX or FTX.

#### **Develop Intelligence**

Conduct a Route Classification (05-3-0402.05-R01A) .....	5-5
Conduct a River Crossing Site Reconnaissance (05-3-0404) .....	5-13
Conduct a Target Reconnaissance (05-3-0405) .....	5-20
Conduct an Engineer Reconnaissance (05-3-0407) .....	5-28
Conduct a Technical Reconnaissance (05-3-0412) .....	5-36
Conduct a Tactical Reconnaissance (05-3-0413) .....	5-43
Process Captured Documents and Equipment (19-3-3105.05-T01A) .....	5-51
Maintain Operations Security (OPSEC) (71-2-0332.05-T01A) .....	5-57

#### **Deploy/Conduct Maneuver**

Fight as Engineers (05-1-1200) .....	5-64
Provide Support for Countermobility Operations (05-2-0126) .....	5-71
Provide Support for Survivability Operations (05-2-0127) .....	5-78
Conduct Quartering Party Operations (05-2-0908) .....	5-85
Reorganize as Infantry (05-2-1200) .....	5-93
Fight as Infantry (05-2-1215) .....	5-100
Disable Lines of Communication (LOC) or an Airfield (05-3-0038) .....	5-111
Create a Crater Obstacle with Explosives (05-3-0201) .....	5-119
Disable a Bridge with Explosives (05-3-0202) .....	5-127
Conduct Fire and Maneuver Operations (05-3-1220.05-R01A) .....	5-134
Support by Fire (05-3-1221) .....	5-141
Disengage (Dismounted) (05-3-1222) .....	5-148
Disengage (Mounted) (05-3-1223) .....	5-156



Establish a Hasty Position (05-3-1226) .....	5-163
Secure at a Halt (05-3-1232) .....	5-170
Cross a Danger Area (Dismounted) (05-3-1233) .....	5-176
Move Through Urbanized Terrain (05-3-1237) .....	5-183
Support a Raid (05-3-1240) .....	5-190
React to Contact (05-3-7122) .....	5-199
Create an Abatis (05-4-0205) .....	5-206
React to Indirect Fire (07-1-1923.05-T01A) .....	5-214
Conduct Passage of Lines (Passing/Stationary) (07-2-1125.05-T01A) .....	5-221
Occupy an Assembly Area (AA) (07-2-1136.05-T02A) .....	5-230
Conduct a Convoy (07-2-1301.05-T01A) .....	5-238
Establish Unit Defense (07-3-0219.05-T01A) .....	5-246
Assault a Building (Infantry Platoon/Squad) (07-3-1000.05-T01A) .....	5-255
React to an Ambush (07-3-1112.05-T01A) .....	5-259
Conduct a Tactical Road March (07-3-1123.05-T01A) .....	5-266
Conduct Actions at Danger Areas (07-3-1135.05-T01A) .....	5-274
Defend a Battle Position (07-3-4129.05-T01A) .....	5-281
Move Tactically (07-3-C211.05-T01A) .....	5-288

### Protect the Force

Conduct a Radiological, Chemical, or Biological Reconnaissance or Survey (03-2-3008.05-T01A) .....	5-296
Conduct Thorough Decontamination Operations (03-2-C312.05-T01A) .....	5-303
Prepare for Operations under Nuclear, Biological, and Chemical (NBC) Conditions (03-3-C201.05-T01A) .....	5-312
Prepare for a Chemical Attack (03-3-C202.05-T01A) .....	5-319
Respond to a Chemical Attack (03-3-C203.05-T01A) .....	5-325
Prepare for a Friendly Nuclear Strike (03-3-C205.05-T01A) .....	5-331
Prepare for a Nuclear Attack (03-3-C206.05-T01A) .....	5-337
Cross a Radiologically Contaminated Area (03-3-C208.05-T01A) .....	5-343
React to Smoke Operations (03-3-C209.05-T01A) .....	5-350
Respond to the Residual Effects of a Nuclear Attack (03-3-C222.05-T01A) .....	5-357
Respond to the Initial Effects of a Nuclear Attack (03-3-C223.05-T01A) .....	5-363
Conduct Operational Decontamination (03-3-C224.05-T01A) .....	5-370
Cross a Chemically Contaminated Area (03-3-C226.05-T01A) .....	5-378
Conduct Breaching Operations (05-2-0114) .....	5-384
Camouflage Vehicles and Equipment (05-2-0301) .....	5-392
Emplace Tactical Obstacles (05-2-0514) .....	5-399
Support a River Crossing Operation (05-2-0600) .....	5-406
Defend a Convoy Against a Ground Attack (05-2-0911) .....	5-415
Prepare an Obstacle Plan (Platoon) (05-3-0001) .....	5-422
Emplace a Munition Field (05-3-0020) .....	5-430
Create a Lane Through an Obstacle by Explosive Techniques (05-3-0043.05-R01A) .....	5-438
Create a Lane Through an Obstacle by Mechanical Techniques (05-3-0046.05-R01A) .....	5-447
Create a Lane Through an Obstacle by Manual Techniques (05-3-0047.05-R01A) .....	5-456
Emplace a Modular Pack Mine System (MOPMS) Disrupt and Fix Minefield (05-3-0110) .....	5-465
Emplace a Volcano Minefield (05-3-0111) .....	5-474
Emplace a Standard-Pattern Minefield (05-3-0112.05-R01A) .....	5-482
Conduct a Self-Extraction From Remotely Delivered Mines (05-3-0113) .....	5-491
Support Breaching Operations (05-3-0114) .....	5-499
Remove a Hasty Protective Row Minefield (05-3-0116) .....	5-507
Conduct Minesweeping Operations (05-3-0118) .....	5-515
Prepare Preconstructed Obstacles (05-3-0204) .....	5-523
Disable Critical Equipment and Material (05-3-0210) .....	5-530
Construct Wire Obstacles (05-3-0303) .....	5-537
Construct a Log Obstacle (05-3-0307) .....	5-545

Construct Bunkers and Shelters (05-3-0312) .....	5-552
Plan/Construct Strongpoints (05-3-0314) .....	5-559
Establish Jobsite Security (05-3-0904.05-R01A) .....	5-566
Conduct Defensive Operations in Military Operations on Urbanized Terrain (MOUT) (05-3-1241) .....	5-574
Mark a Minefield (05-4-0110.05-R01A) .....	5-582
Emplace a Nuisance Minefield (05-4-0117) .....	5-589
Conduct a Target Turnover (05-4-0920) .....	5-596
Prepare Crew-Served Weapons Fighting Positions (05-5-0302) .....	5-603
React to Unexploded Ordnance (UXO) (09-2-0337.05-T01A) .....	5-610
Employ Physical Security Measures (19-3-2204.05-T01A) .....	5-616
Take Active Combined Arms Air Defense Measures Against Hostile Aerial Platforms (44-1-C221.05-T01A) .....	5-622
Perform Risk Management Procedures (71-2-0326.05-T01A) .....	5-630
<b>Perform CSS and Sustainment</b>	
Coordinate for Organizational Maintenance Support (05-2-1126) .....	5-637
Establish Unit Maintenance Operations (05-2-1131) .....	5-644
Construct an Expedient Landing Zone (LZ) for Helicopters (05-3-0701) .....	5-651
Assemble and Install Culverts (05-3-0710) .....	5-658
Construct Airfield Surfaces (05-3-0770) .....	5-665
Place Airfield Matting on Prepared Surfaces (05-3-0785) .....	5-672
Replace Damaged Airfield Matting (05-3-0786) .....	5-679
Conduct Resupply Operations (05-3-1021) .....	5-686
Transport Casualties (for Units Without Medical Treatment Personnel) (08-2-C316.05-T01A) .....	5-694
Conduct Battlefield Stress Reduction and Stress Prevention Procedures (08-2-R303.05-T01A) .....	5-702
Perform Field Sanitation Functions (08-2-R315.05-T01A) .....	5-709
Perform Unit Graves Registration (GRREG) Operations (10-2-0318.05-T01A) .....	5-716
Handle Enemy Prisoners of War (EPWs) (19-3-3106.05-T01A) .....	5-723
Conduct Unit-Level Maintenance Operations (43-2-0001.05-T01A) .....	5-729
<b>Exercise Command and Control</b>	
Conduct Report Procedures (05-2-1218) .....	5-737
Conduct Combat Operations (05-2-1219) .....	5-745
Prepare an Operation Order (OPORD) (Company/Platoon) (05-2-7008) .....	5-755
Prepare an Engineer Estimate (Platoon) (05-3-0002) .....	5-762
Prepare an Engineer Annex (Platoon [PLT]) (05-3-0003) .....	5-771
Conduct Troop-Leading Procedures (05-3-1018) .....	5-778
Plan and Control Indirect Fire (05-3-1239) .....	5-786
Install, Operate, and Maintain a Single-Channel, Ground and Airborne Radio System (SINCGARS) Frequency Hopping (FH) Net (11-5-1102.05-T01A) .....	5-793
Maintain Platoon Strength (12-3-0001.05-T01A) .....	5-801

Figure 5-1. List of T&amp;EOs

**ELEMENTS:** Three Combat Mobility Platoons  
Nine Combat Engineer Squads

**TASK:** Conduct a Route Classification (05-3-0402.05-R01A)  
(FM 5-170) (FM 5-34)  
(FM 7-8)

(FM 7-7J)

**ITERATION:** 1 2 3 4 5 M (Circle)

**COMMANDER/LEADER ASSESSMENT:** T P U (Circle)

**CONDITIONS:** The element leader receives a fragmentary order (FRAGO) or an operation order (OPORD) to conduct a route reconnaissance over a specified route. The area is secure, but enemy contact is possible. Digital units have performed functionality checks, and systems are operational. Some iterations of this task should be performed in MOPP4.

**TASK STANDARDS:** The element uses the correct symbols to prepare and submit an overlay identifying the obstacles. Digital units send and receive reports via frequency-modulated (FM) or digital means. Obstructions, terrain features, critical points, and route conditions will be reported. The locations are accurate within 10 meters. The measurements, dimensions, and classifications are accurate within 10 percent. The element completes the reconnaissance within the time specified in the FRAGO or the OPORD. The time required to perform this task is increased when conducting it in mission-oriented protection posture (MOPP) 4.

TASK STEPS AND PERFORMANCE MEASURES	GO	NO-GO
<p>* 1. The element leader received a FRAGO or an OPORD to conduct a route reconnaissance.</p> <p>NOTE: Digital units have the ability to conduct steps a-c through the Army Battle Command System (ABCS).</p> <ul style="list-style-type: none"> <li>a. Coordinated through the Operations and Training Officer (US Army) (S3) or the task force (TF) engineer for ground security forces or aviation security forces.</li> <li>b. Requested an enemy situation brief from the Intelligence Officer (US Army) (S2).</li> <li>c. Conducted a thorough map reconnaissance including the start points (SPs), the release points (RPs), the route, and the terrain.</li> <li>d. Reviewed the unit tactical standing operating procedure (TACSOP) or standing operating procedure (SOP).</li> <li>e. The reconnaissance met the commander's intent and requirements; for example, the route classification, double-flow traffic, obstructions, barriers, and bypasses.</li> </ul> <p>* 2. The element leader prepares an overlay of the specified route.</p> <p>NOTE: Digital units obtain DTSS products and use the ABCS to prepare and review digital overlays.</p> <ul style="list-style-type: none"> <li>a. Ensured that the route was to scale on the overlay and showed the limit of sector symbols (one each at the start and end points).</li> <li>b. Plotted at least two grid reference points and a grid or a magnetic north arrow.</li> <li>c. Prepared the title block with the following information: <ul style="list-style-type: none"> <li>(1) The route classification formula.</li> <li>(2) The name, the rank, and the social security number (SSN) of the person in charge of performing the classification.</li> <li>(3) The unit conducting the classification.</li> </ul> </li> </ul>		

TASK STEPS AND PERFORMANCE MEASURES	GO	NO-GO
<p>(4) The date-time group (DTG).</p> <p>(5) The map name, edition, and scale.</p> <p>(6) Any remarks necessary to ensure complete understanding of the information on the overlay.</p> <p>NOTE: See Field Manual (FM) 5-170 for more detailed information</p> <p>d. Digitally capable units will submit reports electronically and follow up with a hard copy</p> <p>* 3. The element leader briefs the subunit leaders on the reconnaissance mission.</p> <p>a. Used the five-paragraph order format to include--</p> <p>(1) The route to reconnoiter.</p> <p>(2) The method of reconnaissance, which was either the hasty method or the deliberate method.</p> <p>(3) The reconnaissance objectives; for example, the obstacle location, trafficability, and water points.</p> <p>(4) Radio communications for the progress report, requests for assistance, and communications check.</p> <p>(5) The actions that the security team and the squad members took upon enemy contact.</p> <p>(6) Time and distance factors.</p> <p>(7) Noise and light discipline.</p> <p>b. Planned for a double flow of tracked vehicles unless otherwise directed by the commander.</p> <p>c. Conducted troop-leading procedures.</p> <p>d. Conducted precombat checks (PCCs) and precombat inspections (PCIs).</p> <p>e. Drew the required equipment, forms, and material for reconnaissance, ensuring that the required DA Forms 1248, 1249, 1250, 1251, 1252, and 1711-R were available.</p> <p>4. The element reconnoiters the specific route, measuring and recording information along the route.</p> <p>a. Determined the travel-way width for trafficability.</p> <p>NOTE: Single-flow wheeled traffic is 5.5 to 7.3 meters wide and single-flow tracked traffic is 6 to 8 meters wide. Double-flow wheeled traffic is 7.3 meters wide and double-flow tracked traffic is 8 meters wide. In the absence of any guidance, the element reconnoiters for double-flow tracked traffic.</p> <p>b. Determined the route type (X, Y, or Z).</p> <p>NOTE: X = all weather, Y = limited all weather, Z = fair-weather route.</p> <p>c. Determined the military load classification (MLC). The element classified the entire route according to the lowest load classification of any section of the route.</p> <p>d. Identified the underwater structures that were not sound or capable of holding the desired MLC.</p> <p>e. Recorded on the overlay the terrain features that were seen along the route; for example, the fords, ferries, bridges, slopes, curves, constriction, man-made obstacles, and overhead clearance.</p> <p>f. Identified, for detailed explanation on DA Form 1711-R, any of the critical points spotted on the route; for example, terrain features or obstacles. See FM 5-170.</p> <p>g. Recorded all the measurements in meters on DA Form 1711-R.</p> <p>* 5. The element leader with the entire reconnaissance team is debriefed by the S3, S2, or the TF engineer and turns over the required reconnaissance forms and completed overlays. The unit's TACSOP or SOP will determine the requirements for the debriefing and who is required to attend.</p>		

TASK STEPS AND PERFORMANCE MEASURES	GO	NO-GO
a. Completed the overlay with all the appropriate symbols recorded at their geographical location. b. Ensured that the route classification formula was present and located over the title block. c. Filled out the form(s) as required by the commander. d. Recorded the measurements on the overlay in meters.  6. The element leader briefed the commander, the S2, the S3, or the TF engineer on the reconnaissance mission and then submitted the overlays, reports, and DA Form(s) 1711-R to the commander within the prescribed time on the OPORD. a. Provided the required reconnaissance forms to the commander within the time specified in the FRAGO or OPORD. b. Provided the required overlays to the commander within the time specified in the FRAGO or OPORD.  NOTE: Digital units submit digital reports or hard copy (DA Forms) according to the appropriate Standardization Agreement (STANAG) and the unit's TACSOP.		

TASK PERFORMANCE / EVALUATION SUMMARY BLOCK							
ITERATION	1	2	3	4	5	M	TOTAL
TOTAL TASK STEPS EVALUATED							
TOTAL TASK STEPS "GO"							
TRAINING STATUS "GO"/"NO-GO"							

"\*\*" indicates a leader task step.

#### SUPPORTING INDIVIDUAL TASKS

Task Number	Task Title
071-326-5505	Issue an Oral Operation Order

#### SUPPORTING COLLECTIVE TASKS

Task Number	Task Title
05-1-0412	Conduct Engineer Intelligence Collection
05-2-0408	Plan and Direct an Engineer Reconnaissance
05-2-0410	Manage Engineer Reconnaissance Operations
05-2-7008	Prepare an Operation Order (OPORD) (Company/Platoon)

#### OPFOR TASKS AND STANDARDS

**TASK:** Conduct an Ambush (5-OPFOR-0007)

**CONDITION:** The enemy is moving in a convoy. The opposing forces (OPFOR) element is positioned along the enemy's route.

**STANDARD:** The OPFOR element inflicts casualties on the enemy and causes vehicle and equipment damage. 1. Prepares an ambush site before the element arrives. 2. Surprises march element forces. 3. Inflicts heavy casualties within the designated kill zone. 4. Inflicts heavy damage to vehicles and equipment within the designated kill zone. 5. Delays the march element from reaching a specified destination for a specified period of time. 6. Withdraws on order. 7. Sustains no casualties. 8. Reports actions to superiors.

**TASK:** Gather Intelligence (5-OPFOR-0011)

**CONDITION:** The opposing forces (OPFOR) small element, operating in the rear area, is planning attacks on enemy bases. Information is needed to complete the plans.

**STANDARD:** The OPFOR element infiltrates, gathers intelligence information, and submits its findings to the command. 1. Identifies all priority intelligence requirements (PIR) and other intelligence requirements. 2. Passes through any outpost, defensive wire, or warning devices undetected. 3. Moves to an observation point that offers cover and concealment and is clear enough to gather PIR and other intelligence requirements. 4. Gathers all PIR and other intelligence requirements. 5. Withdraws from the area undetected. 6. Reports all information to the OPFOR headquarters (HQ).

**TASK:** Disrupt Movement (5-OPFOR-0014)

**CONDITION:** The enemy is expected to move through the opposing forces (OPFOR) element's area of operations. The OPFOR element has received an operation order (OPORD) or fragmentary order (FRAGO) to disrupt enemy movement. The enemy has the capability to defend with direct fire and antiarmor weapons.

**STANDARD:** The OPFOR element delays enemy movement. 1. Delays the element. 2. Forces the element to deviate from its route. 3. Prevents the element from reaching its destination. 4. Surprises the element's main body.

**TASK:** Disrupt a Route Reconnaissance (5-OPFOR-0021)

**CONDITION:** The enemy is conducting a route reconnaissance. The opposing forces (OPFOR) element is positioned along the enemy's route.

**STANDARD:** The OPFOR element attempts to disrupt a squad/section conducting a route reconnaissance. 1. Prevents the unit from meeting its specified time schedule. 2. Forces the unit to deviate from its specified route. 3. Prevents the unit from reaching its assigned destination. 4. Surprises the squad/section. 5. Inflicts casualties on the unit.

**TASK:** Surrender to the Capturing Unit on the Battlefield (5-OPFOR-0024)

**CONDITION:** The enemy has captured the opposing forces (OPFOR) element's soldiers, documents, and equipment sensitive to the OPFOR tactical operations.

**STANDARD:** The OPFOR soldiers retain or destroy documents and equipment. The OPFOR element surrenders documents and equipment of no tactical use to the enemy and attempts to conceal or destroy items of tactical value. The OPFOR element attempts escape and evasion. 1. Prevents the successful capture of documents and equipment. 2. Destroys documents and equipment. 3. Removes identifying markings from equipment. 4. Removes unit-identifying insignia. 5. Provides misleading information. 6. Plans an escape. 7. Delays movement to the nearest collection point. 8. Prevents safeguarding of enemy prisoners of war (EPWs) in order to cause embarrassment to the United States (US).

**TASK:** Conduct Sniper Operations (5-OPFOR-0006)

**CONDITION:** The opposing forces (OPFOR) element has assigned snipers (regular or irregular elements) in the enemy's rear area along the main supply route (MSR) and near support sites.

**STANDARD:** The OPFOR element kills or wounds targets. 1. Sets up a well-concealed location. 2. Engages vehicle drivers or personnel on foot with short bursts of semiautomatic fire. 3. Kills or wounds selected targets. 4. Prevents the position from being discovered by enemy forces. 5. Evacuates the area without being spotted. 6. Reports all specified priority intelligence requirements (PIR) and other intelligence requirements to the OPFOR headquarters (HQ).

**TASK:** Conduct a Raid (5-OPFOR-0004)

**CONDITION:** The opposing forces (OPFOR) element has occupied an objective rally point and has orders to conduct a raid on a combat service support (CSS) base.

**STANDARD:** The OPFOR element infiltrates the enemy's base and destroys all of the targets. 1. Surprises the enemy forces. 2. Assaults the support base and accomplishes the assigned tasks. 3. Destroys the specified equipment and supplies. 4. Avoids being decisively engaged. 5. Withdraws all personnel from the objective areas within the time prescribed. 6. Obtains all priority intelligence requirements (PIR) from the raid site. 7. Sustains only light casualties from enemy fire.

**TASK:** Defeat Obstacles (5-OPFOR-0009)

**CONDITION:** The opposing forces (OPFOR) element encounters an obstacle that blocks the avenue of approach as it advances upon the enemy forces.

**STANDARD:** The OPFOR element bypasses or breaches the enemy obstacle. 1. Detects the obstacle before halting its main body. 2. Defeats the obstacle. a. Bypasses the obstacle without entering the engagement areas. b. Breaches the obstacle within 45 minutes and passes its entire force through the obstacle. 3. Does not incur degradation to the point that the mission must be discontinued.

**TASK:** Disrupt a Net Control Station (NCS) (5-OPFOR-0019)

**CONDITION:** The enemy has established a NCS. The opposing forces (OPFOR) element has radio and jamming equipment.

**STANDARD:** The OPFOR element attempts to disrupt an NCS. 1. Attempts to locate the radio frequency that the unit is operating on. 2. Attempts to enter the radio net. 3. Attempts to issue "bogus" orders to a unit on the net. 4. Jams the radio frequency and forces the unit to go to an alternate frequency.

**TASK:** Conduct Terrorist and Saboteur Attacks (5-OPFOR-0005)

**CONDITION:** The opposing forces (OPFOR) element dispatches small teams into the enemy's rear area to disrupt combat service support (CSS) operations.

**STANDARD:** The enemy sustains disrupted command and control (C2), destroyed equipment and supplies, and light casualties. 1. Locates rear support bases and C2 facilities. 2. Delays and disrupts CSS operations through probes. 3. Infiltrates CSS bases to conduct sabotage and terrorist activities. 4. Inflicts light casualties. 5. Destroys supplies and equipment.

**TASK:** Conduct an Attack (5-OPFOR-0008)

**CONDITION:** The enemy is conducting tactical operations. The opposing forces (OPFOR) element receives orders to attack the enemy, the area of occupation, or the main supply route (MSR) with smoke.

**STANDARD:** The OPFOR element disrupts the enemy's movement and smoke operations. 1. Determines the delivery method of the smoke attack. 2. Locates the target. 3. Delivers the smoke attack downwind. 4. Attacks the enemy with smoke, and surge attacks when the enemy responds to the smoke.

**TASK:** Disrupt Construction of Vehicle Fighting Positions (5-OPFOR-0020)

**CONDITION:** The opposing forces (OPFOR) element has located the enemy. The priority intelligence requirements (PIR) and other intelligence obtained by OPFOR patrols indicate the enemy is constructing vehicle fighting positions within its defensive area. The OPFOR element has automatic and antiarmor weapons and light mortars.

**STANDARD:** The OPFOR element attempts to disrupt the enemy's efforts to establish vehicle fighting positions. 1. Locates the defensive area. 2. Surprises the main body. 3. Penetrates the defensive area with squad-size probes. 4. Inflicts casualties on the unit. 5. Destroys vehicles. 6. Disrupts the unit's preparations (prevents or delays beyond the unit's allotted time).

**TASK:** Disrupt an Engineer Reconnaissance (5-OPFOR-0022)

**CONDITION:** The enemy is conducting an engineer reconnaissance. The opposing forces (OPFOR) element is positioned along the enemy's route.

**STANDARD:** The OPFOR element disrupts an engineer reconnaissance. 1. Prevents the unit from meeting its specified time schedule. 2. Forces the unit to deviate from its specified route. 3. Prevents the unit from accomplishing its assigned engineer reconnaissance. 4. Surprises the unit conducting the reconnaissance.

**TASK:** Conduct an Aerial Reconnaissance (5-OPFOR-0010)

**CONDITION:** The opposing forces (OPFOR) headquarters (HQ) element requires intelligence on the locations and identification of enemy elements. An aircraft is dispatched to take photographs and make a visual inspection of the enemy rear area.

**STANDARD:** The OPFOR element gathers photograph intelligence of the enemy. 1. Photographs the assigned sectors. 2. Makes quick visual checks where the ceiling is low. 3. Locates enemy positions in the area, particularly support and storage bases, and command and control (C2) facilities. 4. Sustains no loss of aircraft. 5. Reports priority intelligence requirements (PIR) and other information requirements to the OPFOR HQ.

**TASK:** Defend a Minefield (5-OPFOR-0023)

**CONDITION:** The enemy is conducting a minefield sweeping operation. The opposing forces (OPFOR) element has a minefield placed in the enemy's path. The minefield is under constant observation and fire.

**STANDARD:** The OPFOR element defends a minefield against an enemy element conducting a minefield sweeping operation. 1. Prevents the unit from detecting the obstacle. 2. Disrupts the minefield sweeping operation. 3. Prevents the unit from conducting the minefield sweeping operation, prevents the unit from moving all personnel through the breach or delays the completion of the minefield sweeping operation for more than 45 minutes.

**TASK:** Disrupt Defensive Preparations (5-OPFOR-0018)

**CONDITION:** The opposing forces (OPFOR) element has located the enemy. Priority intelligence requirements (PIR) and other intelligence requirements obtained by OPFOR patrols indicate that the enemy elements are establishing defensive positions. The OPFOR element has automatic and antiarmor weapons and light mortars.

**STANDARD:** The OPFOR element disrupts and delays the enemy's defensive preparations. 1. Locates and penetrates the enemy's security system. 2. Forces the enemy to delay defensive preparations. 3. Disrupts the enemy's obstacle preparations.



**TASK:** Disrupt Quartering Party Operations (5-OPFOR-0017)

**CONDITION:** The enemy is conducting quartering party operations. It has established an assembly area (AA) but has not moved in the main body.

**STANDARD:** The opposing forces (OPFOR) element attempts to disrupt quartering party operations and infiltrate the enemy's AA. 1. Locates the quartering party and the AA. 2. Surprises the main body. 3. Penetrates the AA with squad-size probes. 4. Inflicts personnel casualties and vehicle damage. 5. Disrupts the unit's preparations (prevents or delays beyond the unit's allotted time).

**TASK:** Disrupt Enemy Movement and Operations Using Tactical Nuclear Weapons (5-OPFOR-0016)

**CONDITION:** The opposing forces (OPFOR) element has located the enemy. Priority intelligence requirements (PIR) and other intelligence requirements have been obtained by OPFOR patrols. Tactical nuclear weapons are employed against key locations in the rear area.

**STANDARD:** The OPFOR element disrupts enemy movement and operations. 1. Disrupts or delays the movement of the enemy's equipment and supplies to the forward areas. 2. Destroys enemy equipment and supplies. 3. Inflicts a high rate of nuclear casualties among the enemy forces. 4. Denies the enemy the use of specified areas. 5. Contaminates the enemy's equipment and supplies.

**TASK:** Disrupt Enemy Movement and Operations Using Persistent and Nonpersistent Chemical Weapons (5-OPFOR-0015)

**CONDITION:** The opposing forces (OPFOR) element has located the enemy. Priority intelligence requirements (PIR) and other intelligence requirements have been obtained by OPFOR patrols. The OPFOR units deliver chemical agents, by means of conventional artillery weapons or aircraft, along selected supply routes and key bases in the rear area.

**STANDARD:** The OPFOR element disrupts enemy movement and operations using persistent and nonpersistent chemical weapons. 1. Delivers chemical agents in low and densely wooded areas. 2. Delays the movement of enemy supplies and equipment to the forward areas. 3. Restricts the movement of the enemy units in the rear area. 4. Channels the movement of enemy units into predesignated ambush areas. 5. Contaminates enemy supplies and equipment. 6. Inflicts a high rate of casualties on enemy forces.

**TASK:** Counter Passage of Lines (5-OPFOR-0012)

**CONDITION:** Enemy forces are in defensive positions, but they are expected to attempt passage-of-lines operations. The opposing forces (OPFOR) received orders to disrupt enemy passage-of-lines operations.

**STANDARD:** The OPFOR element delays or prevents enemy passage of lines. 1. Delays the passage. 2. Prevents the company from moving all personnel through the stationary unit. 3. Engages the main body of either the moving or the stationary unit.

**TASK:** Conduct Air Attacks (5-OPFOR-0002)

**CONDITION:** The opposing forces (OPFOR) element in the rear area has forwarded the positions of the enemy support sites or the locations of moving elements. The OPFOR aircraft have been dispatched to attack enemy installations or convoys.

**STANDARD:** The OPFOR element attempts to delay, disrupt, or damage the enemy targets by air. 1. Locates the target (support sites or convoys). 2. Makes attack runs on the designated targets. 3. Inflicts heavy damage to the selected target. 4. Sustains no loss of aircraft. 5. Delays moving the force for more than one hour.

**TASK:** Attack (5-OPFOR-0001)

**CONDITION:** The opposing forces (OPFOR) element has located the enemy. The priority intelligence requirements (PIR) and other intelligence requirements have been obtained by OPFOR patrols. The OPFOR element has automatic and antiarmor weapons and light mortars.

**STANDARD:** The OPFOR element attempts to seize the terrain, vehicles, or equipment. 1. Develops an attack plan. 2. Surprises the enemy unit's main body. 3. Initiates the attack using a scheme of maneuver that exploits the enemy's flanks, gaps, and weaknesses. 4. Uses covered and concealed routes to approach the enemy forces' flanks, gaps, or weakly held areas. 5. Employs indirect fire to support the attack. 6. Penetrates enemy defenses. 7. Destroys equipment and supplies. 8. Inflicts heavy casualties. 9. Isolates the combat service support (CSS) base by blocking reinforcements. 10. Forces enemy units to displace. 11. Avoids being fixed in one position. 12. Withdraws before the CSS base is reinforced with tactical combat forces.

**TASK:** Disrupt Assembly Area (AA) Activities (5-OPFOR-0013)

**CONDITION:** Intelligence reports indicate that platoon- and company-size enemy units are operating in the opposing forces (OPFOR) area of operations. Enemy units can defend from AAs with direct fire, antiarmor weapons, and indirect fire. The enemy has close air support (CAS) and nuclear, biological, and chemical (NBC) capabilities.

**STANDARD:** The OPFOR element locates and disrupts the enemy's AA activities. 1. Locates the element's AA. 2. Probes the AA with squad- or team-size elements. 3. Inflicts more than 5 percent casualties on the element. 4. Disrupts the element's preparations (prevents or delays beyond the element's allotted time).

**TASK:** Maintain Contact (5-OPFOR-0003)

**CONDITION:** The opposing forces (OPFOR) element is engaged with enemy base defense forces. The enemy forces are withdrawing under pressure.

**STANDARD:** The OPFOR element maintains enemy contact while the enemy withdraws. 1. Engages the enemy forces decisively. 2. Advances the OPFOR as the enemy forces withdraw. 3. Inflicts heavy casualties. 4. Captures the members of the enemy force. 5. Captures documents and equipment. 6. Safeguards captured documents, equipment, and personnel.

**ELEMENTS:** Company Headquarters  
Three Combat Mobility Platoons  
Nine Combat Engineer Squads

**TASK:** Conduct a River Crossing Site Reconnaissance (05-3-0404)  
(FM 5-34) (FM 3-34.2) (FM 5-170)

**ITERATION:** 1 2 3 4 5 M (Circle)

**COMMANDER/LEADER ASSESSMENT:** T P U (Circle)

**CONDITIONS:** The element receives an operation order (OPORD) to conduct a river reconnaissance. Digital units have performed functionality checks, and systems are operational. All necessary equipment is available. Some iterations of this task should be performed in MOPP4.

**TASK STANDARDS:** The element conducts the reconnaissance and identifies all missions that have a specific requirement and can support the operation within the time specified in the OPORD. Digital units send and receive reports via frequency-modulated (FM) or digital means. Locations are accurate within 10 meters. The measurements and dimensions are accurate within plus 10 percent. The time required to perform this task is increased when conducting it in mission-oriented protection posture (MOPP) 4.

TASK STEPS AND PERFORMANCE MEASURES	GO	NO-GO
<p>* 1. The element leader plans the river reconnaissance. NOTE: Digital units have the ability to conduct steps a-c through the Army Battle Command System (ABCS).</p> <ul style="list-style-type: none"> <li>a. Conducted a map reconnaissance of the river.</li> <li>b. Selected the routes for movement to and from the river.</li> <li>c. Selected the rally points (RPs).</li> </ul> <p>2. The element leader issues the OPORD to the elements.</p> <ul style="list-style-type: none"> <li>a. Assigned the element's responsibilities and designated the far- and near-shore reconnaissance elements.</li> <li>b. Designated the movement methods and routes to and from the river.</li> <li>c. Described what actions should be taken in the event of any enemy contact.</li> </ul> <p>* 3. The element leader directs the movement to the river.</p> <ul style="list-style-type: none"> <li>a. Ensured that the element dismounted before arriving at the river as required by the tactical situation.</li> <li>b. Ensured that the element displaced tactically.</li> </ul> <p>4. The element leader observes and records the access-route conditions to include the--</p> <ul style="list-style-type: none"> <li>a. Overhead obstructions having a clearance of less than 4.3 meters.</li> <li>b. Reductions in the travel-way width below 18 meters.</li> <li>c. Gradients (slopes) of 7 percent or greater.</li> <li>d. Curves having a radius of 25.15 meters or less.</li> <li>e. Conditions of road surfaces.</li> <li>f. Obstacles that existed; for example, the road craters, mined areas, felled trees, or rubble.</li> </ul> <p>5. The far-shore reconnaissance element conducts a reconnaissance.</p> <ul style="list-style-type: none"> <li>a. Determined the condition of various points that were identified during the map reconnaissance to include the-- <ul style="list-style-type: none"> <li>(1) Bank heights.</li> <li>(2) Bank slopes.</li> </ul> </li> </ul>		

TASK STEPS AND PERFORMANCE MEASURES	GO	NO-GO
<ul style="list-style-type: none"> <li>(3) Soil conditions.</li> <li>(4) Bank obstacles that were natural or man-made.</li> <li>b. Estimated the gap width at the river.</li> <li>c. Determined the wet-gap conditions in the vicinity of the river crossing to include the-- <ul style="list-style-type: none"> <li>(1) River depth at 3.05-meter intervals along the river.</li> <li>(2) Sandbars or other water obstacles.</li> <li>(3) Bottom conditions.</li> <li>(4) River current fluctuations.</li> </ul> </li> <li>d. Collected any other information requested in the OPORD.</li> <li>e. Returned to the RP designated by the element leader.</li> </ul> <p>6. The near-bank element conducts a reconnaissance.</p> <ul style="list-style-type: none"> <li>a. Determined the condition of the near bank along various points. See Subtask 5a.</li> <li>b. Estimated the wet gap at the river.</li> <li>c. Measured the current velocity at the river.</li> <li>d. Collected any other information requested in the element leader's orders.</li> <li>e. Returned to the designated RP.</li> </ul> <p>7. The element leader receives the reconnaissance information from the element.</p> <ul style="list-style-type: none"> <li>a. Ensured that all required information was obtained.</li> <li>b. Disseminated all information to the element members.</li> </ul> <p>* 8. The element leader directs movement from the river.</p> <ul style="list-style-type: none"> <li>a. Ensured that the element displaced tactically.</li> <li>b. Directed movement to subsequent rivers as required by the OPORD.</li> <li>Repeated Subtasks 2-7 until the mission was completed.</li> <li>c. Directed the return to the element's assembly area (AA).</li> </ul> <p>* 9. The element leader submits the report to the platoon leader.</p> <ul style="list-style-type: none"> <li>a. Provided a sketch of each river to include the-- <ul style="list-style-type: none"> <li>(1) Bank heights and slopes.</li> <li>(2) River-bottom profile.</li> <li>(3) River-width estimate.</li> </ul> </li> <li>b. Provided other information to include the-- <ul style="list-style-type: none"> <li>(1) Current velocity.</li> <li>(2) Soil conditions.</li> <li>(3) Route conditions leading to and from the river.</li> <li>(4) Obstacles.</li> </ul> </li> </ul> <p>NOTE: Digital units submit reports or hard copy (Department of the Army [DA]) forms according to the unit's tactical standing operating procedure (TACSOP).</p>		

TASK PERFORMANCE / EVALUATION SUMMARY BLOCK							
ITERATION	1	2	3	4	5	M	TOTAL
TOTAL TASK STEPS EVALUATED							
TOTAL TASK STEPS "GO"							
TRAINING STATUS "GO"/"NO-GO"							

"\*" indicates a leader task step.

**SUPPORTING INDIVIDUAL TASKS**

<b>Task Number</b>	<b>Task Title</b>
052-196-2002	Determine the Radius of Curves
052-196-2004	Determine Stream Velocity
052-196-3065	Prepare a Route Reconnaissance Overlay
071-326-5505	Issue an Oral Operation Order

**SUPPORTING COLLECTIVE TASKS**

<b>Task Number</b>	<b>Task Title</b>
05-1-1391	Request a Standard Topographic Product
05-2-1218	Conduct Report Procedures
05-2-7008	Prepare an Operation Order (OPORD) (Company/Platoon)
05-3-0404	Conduct a River Crossing Site Reconnaissance
05-3-0407	Conduct an Engineer Reconnaissance

**OPFOR TASKS AND STANDARDS**

**TASK:** Conduct an Ambush (5-OPFOR-0007)

**CONDITION:** The enemy is moving in a convoy. The opposing forces (OPFOR) element is positioned along the enemy's route.

**STANDARD:** The OPFOR element inflicts casualties on the enemy and causes vehicle and equipment damage. 1. Prepares an ambush site before the element arrives. 2. Surprises march element forces. 3. Inflicts heavy casualties within the designated kill zone. 4. Inflicts heavy damage to vehicles and equipment within the designated kill zone. 5. Delays the march element from reaching a specified destination for a specified period of time. 6. Withdraws on order. 7. Sustains no casualties. 8. Reports actions to superiors.

**TASK:** Disrupt a Route Reconnaissance (5-OPFOR-0021)

**CONDITION:** The enemy is conducting a route reconnaissance. The opposing forces (OPFOR) element is positioned along the enemy's route.

**STANDARD:** The OPFOR element attempts to disrupt a squad/section conducting a route reconnaissance. 1. Prevents the unit from meeting its specified time schedule. 2. Forces the unit to deviate from its specified route. 3. Prevents the unit from reaching its assigned destination. 4. Surprises the squad/section. 5. Inflicts casualties on the unit.

**TASK:** Conduct Sniper Operations (5-OPFOR-0006)

**CONDITION:** The opposing forces (OPFOR) element has assigned snipers (regular or irregular elements) in the enemy's rear area along the main supply route (MSR) and near support sites.

**STANDARD:** The OPFOR element kills or wounds targets. 1. Sets up a well-concealed location. 2. Engages vehicle drivers or personnel on foot with short bursts of semiautomatic fire. 3. Kills or wounds selected targets. 4. Prevents the position from being discovered by enemy forces. 5. Evacuates the area without being spotted. 6. Reports all specified priority intelligence requirements (PIR) and other intelligence requirements to the OPFOR headquarters (HQ).

**TASK:** Conduct a Raid (5-OPFOR-0004)

**CONDITION:** The opposing forces (OPFOR) element has occupied an objective rally point and has orders to conduct a raid on a combat service support (CSS) base.

**STANDARD:** The OPFOR element infiltrates the enemy's base and destroys all of the targets. 1. Surprises the enemy forces. 2. Assaults the support base and accomplishes the assigned tasks. 3. Destroys the specified equipment and supplies. 4. Avoids being decisively engaged. 5. Withdraws all personnel from the objective areas within the time prescribed. 6. Obtains all priority intelligence requirements (PIR) from the raid site. 7. Sustains only light casualties from enemy fire.

**TASK:** Defeat Obstacles (5-OPFOR-0009)

**CONDITION:** The opposing forces (OPFOR) element encounters an obstacle that blocks the avenue of approach as it advances upon the enemy forces.

**STANDARD:** The OPFOR element bypasses or breaches the enemy obstacle. 1. Detects the obstacle before halting its main body. 2. Defeats the obstacle. a. Bypasses the obstacle without entering the engagement areas. b. Breaches the obstacle within 45 minutes and passes its entire force through the obstacle. 3. Does not incur degradation to the point that the mission must be discontinued.

**TASK:** Disrupt Movement (5-OPFOR-0014)

**CONDITION:** The enemy is expected to move through the opposing forces (OPFOR) element's area of operations. The OPFOR element has received an operation order (OPORD) or fragmentary order (FRAGO) to disrupt enemy movement. The enemy has the capability to defend with direct fire and antiarmor weapons.

**STANDARD:** The OPFOR element delays enemy movement. 1. Delays the element. 2. Forces the element to deviate from its route. 3. Prevents the element from reaching its destination. 4. Surprises the element's main body.

**TASK:** Surrender to the Capturing Unit on the Battlefield (5-OPFOR-0024)

**CONDITION:** The enemy has captured the opposing forces (OPFOR) element's soldiers, documents, and equipment sensitive to the OPFOR tactical operations.

**STANDARD:** The OPFOR soldiers retain or destroy documents and equipment. The OPFOR element surrenders documents and equipment of no tactical use to the enemy and attempts to conceal or destroy items of tactical value. The OPFOR element attempts escape and evasion. 1. Prevents the successful capture of documents and equipment. 2. Destroys documents and equipment. 3. Removes identifying markings from equipment. 4. Removes unit-identifying insignia. 5. Provides misleading information. 6. Plans an escape. 7. Delays movement to the nearest collection point. 8. Prevents safeguarding of enemy prisoners of war (EPWs) in order to cause embarrassment to the United States (US).

**TASK:** Conduct an Attack (5-OPFOR-0008)

**CONDITION:** The enemy is conducting tactical operations. The opposing forces (OPFOR) element receives orders to attack the enemy, the area of occupation, or the main supply route (MSR) with smoke.

**STANDARD:** The OPFOR element disrupts the enemy's movement and smoke operations. 1. Determines the delivery method of the smoke attack. 2. Locates the target. 3. Delivers the smoke attack downwind. 4. Attacks the enemy with smoke, and surge attacks when the enemy responds to the smoke.

**TASK:** Disrupt a Net Control Station (NCS) (5-OPFOR-0019)

**CONDITION:** The enemy has established a NCS. The opposing forces (OPFOR) element has radio and jamming equipment.

**STANDARD:** The OPFOR element attempts to disrupt an NCS. 1. Attempts to locate the radio frequency that the unit is operating on. 2. Attempts to enter the radio net. 3. Attempts to issue "bogus" orders to a unit on the net. 4. Jams the radio frequency and forces the unit to go to an alternate frequency.

**TASK:** Disrupt Construction of Vehicle Fighting Positions (5-OPFOR-0020)

**CONDITION:** The opposing forces (OPFOR) element has located the enemy. The priority intelligence requirements (PIR) and other intelligence obtained by OPFOR patrols indicate the enemy is constructing vehicle fighting positions within its defensive area. The OPFOR element has automatic and antiarmor weapons and light mortars.

**STANDARD:** The OPFOR element attempts to disrupt the enemy's efforts to establish vehicle fighting positions. 1. Locates the defensive area. 2. Surprises the main body. 3. Penetrates the defensive area with squad-size probes. 4. Inflicts casualties on the unit. 5. Destroys vehicles. 6. Disrupts the unit's preparations (prevents or delays beyond the unit's allotted time).

**TASK:** Disrupt an Engineer Reconnaissance (5-OPFOR-0022)

**CONDITION:** The enemy is conducting an engineer reconnaissance. The opposing forces (OPFOR) element is positioned along the enemy's route.

**STANDARD:** The OPFOR element disrupts an engineer reconnaissance. 1. Prevents the unit from meeting its specified time schedule. 2. Forces the unit to deviate from its specified route. 3. Prevents the unit from accomplishing its assigned engineer reconnaissance. 4. Surprises the unit conducting the reconnaissance.

**TASK:** Conduct an Aerial Reconnaissance (5-OPFOR-0010)

**CONDITION:** The opposing forces (OPFOR) headquarters (HQ) element requires intelligence on the locations and identification of enemy elements. An aircraft is dispatched to take photographs and make a visual inspection of the enemy rear area.

**STANDARD:** The OPFOR element gathers photograph intelligence of the enemy. 1. Photographs the assigned sectors. 2. Makes quick visual checks where the ceiling is low. 3. Locates enemy positions in the area, particularly support and storage bases, and command and control (C2) facilities. 4. Sustains no loss of aircraft. 5. Reports priority intelligence requirements (PIR) and other information requirements to the OPFOR HQ.

**TASK:** Conduct Terrorist and Saboteur Attacks (5-OPFOR-0005)

**CONDITION:** The opposing forces (OPFOR) element dispatches small teams into the enemy's rear area to disrupt combat service support (CSS) operations.

**STANDARD:** The enemy sustains disrupted command and control (C2), destroyed equipment and supplies, and light casualties. 1. Locates rear support bases and C2 facilities. 2. Delays and disrupts CSS operations through probes. 3. Infiltrates CSS bases to conduct sabotage and terrorist activities. 4. Inflicts light casualties. 5. Destroys supplies and equipment.

**TASK:** Defend a Minefield (5-OPFOR-0023)

**CONDITION:** The enemy is conducting a minefield sweeping operation. The opposing forces (OPFOR) element has a minefield placed in the enemy's path. The minefield is under constant observation and fire.

**STANDARD:** The OPFOR element defends a minefield against an enemy element conducting a minefield sweeping operation. 1. Prevents the unit from detecting the obstacle. 2. Disrupts the minefield sweeping operation. 3. Prevents the unit from conducting the minefield sweeping operation, prevents the unit from moving all personnel through the breach or delays the completion of the minefield sweeping operation for more than 45 minutes.

**TASK:** Disrupt Defensive Preparations (5-OPFOR-0018)

**CONDITION:** The opposing forces (OPFOR) element has located the enemy. Priority intelligence requirements (PIR) and other intelligence requirements obtained by OPFOR patrols indicate that the enemy elements are establishing defensive positions. The OPFOR element has automatic and antiarmor weapons and light mortars.

**STANDARD:** The OPFOR element disrupts and delays the enemy's defensive preparations. 1. Locates and penetrates the enemy's security system. 2. Forces the enemy to delay defensive preparations. 3. Disrupts the enemy's obstacle preparations.

**TASK:** Disrupt Quartering Party Operations (5-OPFOR-0017)

**CONDITION:** The enemy is conducting quartering party operations. It has established an assembly area (AA) but has not moved in the main body.

**STANDARD:** The opposing forces (OPFOR) element attempts to disrupt quartering party operations and infiltrate the enemy's AA. 1. Locates the quartering party and the AA. 2. Surprises the main body. 3. Penetrates the AA with squad-size probes. 4. Inflicts personnel casualties and vehicle damage. 5. Disrupts the unit's preparations (prevents or delays beyond the unit's allotted time).

**TASK:** Disrupt Enemy Movement and Operations Using Tactical Nuclear Weapons (5-OPFOR-0016)

**CONDITION:** The opposing forces (OPFOR) element has located the enemy. Priority intelligence requirements (PIR) and other intelligence requirements have been obtained by OPFOR patrols. Tactical nuclear weapons are employed against key locations in the rear area.

**STANDARD:** The OPFOR element disrupts enemy movement and operations. 1. Disrupts or delays the movement of the enemy's equipment and supplies to the forward areas. 2. Destroys enemy equipment and supplies. 3. Inflicts a high rate of nuclear casualties among the enemy forces. 4. Denies the enemy the use of specified areas. 5. Contaminates the enemy's equipment and supplies.

**TASK:** Disrupt Enemy Movement and Operations Using Persistent and Nonpersistent Chemical Weapons (5-OPFOR-0015)

**CONDITION:** The opposing forces (OPFOR) element has located the enemy. Priority intelligence requirements (PIR) and other intelligence requirements have been obtained by OPFOR patrols. The OPFOR units deliver chemical agents, by means of conventional artillery weapons or aircraft, along selected supply routes and key bases in the rear area.

**STANDARD:** The OPFOR element disrupts enemy movement and operations using persistent and nonpersistent chemical weapons. 1. Delivers chemical agents in low and densely wooded areas. 2. Delays the movement of enemy supplies and equipment to the forward areas. 3. Restricts the movement of the enemy units in the rear area. 4. Channels the movement of enemy units into predesignated ambush areas. 5. Contaminates enemy supplies and equipment. 6. Inflicts a high rate of casualties on enemy forces.

**TASK:** Counter Passage of Lines (5-OPFOR-0012)



**CONDITION:** Enemy forces are in defensive positions, but they are expected to attempt passage-of-lines operations. The opposing forces (OPFOR) received orders to disrupt enemy passage-of-lines operations.

**STANDARD:** The OPFOR element delays or prevents enemy passage of lines. 1. Delays the passage. 2. Prevents the company from moving all personnel through the stationary unit. 3. Engages the main body of either the moving or the stationary unit.

**TASK:** Conduct Air Attacks (5-OPFOR-0002)

**CONDITION:** The opposing forces (OPFOR) element in the rear area has forwarded the positions of the enemy support sites or the locations of moving elements. The OPFOR aircraft have been dispatched to attack enemy installations or convoys.

**STANDARD:** The OPFOR element attempts to delay, disrupt, or damage the enemy targets by air. 1. Locates the target (support sites or convoys). 2. Makes attack runs on the designated targets. 3. Inflicts heavy damage to the selected target. 4. Sustains no loss of aircraft. 5. Delays moving the force for more than one hour.

**TASK:** Attack (5-OPFOR-0001)

**CONDITION:** The opposing forces (OPFOR) element has located the enemy. The priority intelligence requirements (PIR) and other intelligence requirements have been obtained by OPFOR patrols. The OPFOR element has automatic and antiarmor weapons and light mortars.

**STANDARD:** The OPFOR element attempts to seize the terrain, vehicles, or equipment. 1. Develops an attack plan. 2. Surprises the enemy unit's main body. 3. Initiates the attack using a scheme of maneuver that exploits the enemy's flanks, gaps, and weaknesses. 4. Uses covered and concealed routes to approach the enemy forces' flanks, gaps, or weakly held areas. 5. Employs indirect fire to support the attack. 6. Penetrates enemy defenses. 7. Destroys equipment and supplies. 8. Inflicts heavy casualties. 9. Isolates the combat service support (CSS) base by blocking reinforcements. 10. Forces enemy units to displace. 11. Avoids being fixed in one position. 12. Withdraws before the CSS base is reinforced with tactical combat forces.

**TASK:** Disrupt Assembly Area (AA) Activities (5-OPFOR-0013)

**CONDITION:** Intelligence reports indicate that platoon- and company-size enemy units are operating in the opposing forces (OPFOR) area of operations. Enemy units can defend from AAs with direct fire, antiarmor weapons, and indirect fire. The enemy has close air support (CAS) and nuclear, biological, and chemical (NBC) capabilities.

**STANDARD:** The OPFOR element locates and disrupts the enemy's AA activities. 1. Locates the element's AA. 2. Probes the AA with squad- or team-size elements. 3. Inflicts more than 5 percent casualties on the element. 4. Disrupts the element's preparations (prevents or delays beyond the element's allotted time).

**TASK:** Maintain Contact (5-OPFOR-0003)

**CONDITION:** The opposing forces (OPFOR) element is engaged with enemy base defense forces. The enemy forces are withdrawing under pressure.

**STANDARD:** The OPFOR element maintains enemy contact while the enemy withdraws. 1. Engages the enemy forces decisively. 2. Advances the OPFOR as the enemy forces withdraw. 3. Inflicts heavy casualties. 4. Captures the members of the enemy force. 5. Captures documents and equipment. 6. Safeguards captured documents, equipment, and personnel.

**ELEMENTS:** Three Combat Mobility Platoons  
 Nine Combat Engineer Squads  
 Mobility Support Platoon  
 Three Mobility Sections

**TASK:** Conduct a Target Reconnaissance (05-3-0405)  
 (FM 5-170) (FM 5-250) (FM 5-34)

**ITERATION:** 1 2 3 4 5 M (Circle)

**COMMANDER/LEADER ASSESSMENT:** T P U (Circle)

**CONDITIONS:** The squad receives an order containing the grid coordinates of a potential demolition target and the depth of the obstacle. Digital units have performed functionality checks, and systems are operational. The area is secured, but enemy contact with squad-size elements is possible. Some iterations of this task should be performed in MOPP4.

**TASK STANDARDS:** The squad or the section prepares and submits Department of the Army (DA) Form 2203-R including all information to successfully execute the target. Locations are accurate within 10 meters. The measurements, dimensions, and explosive calculations are accurate within 10 percent. The squad completes the reconnaissance within the timeline specified in the operation order (OPORD). Digital units send and receive reports using frequency-modulated (FM) or digital means. The time required to perform this task is increased when conducting it in mission-oriented protection posture (MOPP) 4.

TASK STEPS AND PERFORMANCE MEASURES	GO	NO-GO
<p>* 1. The squad leader prepares for the reconnaissance.</p> <p>NOTE: Digital units have access to Digital Topographic Support System (DTSS) products to issue orders and send reports to assist in the reconnaissance process.</p> <ol style="list-style-type: none"> <li>Issued a warning order (WO) to ensure that the subordinates knew the mission, the time and place to receive their orders, the departure time, and the preparatory actions to conduct while the plan was made.</li> <li>Conducted a map reconnaissance to determine the routes and distances to and from the target.</li> <li>Performed a time estimate to determine how much time to spend on-site and filled out DA Form 2203-R.</li> <li>Formulated a reconnaissance plan to ensure that the squad obtained all the required information from the site and that all essential equipment was taken.</li> <li>Determined the availability of explosives.</li> <li>Briefed subordinates using the five-paragraph order format, ensuring that each squad member knew precisely what to do.</li> <li>Covered the site security and the noise and light disciplines.</li> </ol> <p>2. The squad conducts the reconnaissance and obtains the required sketches and information.</p> <ol style="list-style-type: none"> <li>Obtained a situation map (SITMAP) sketch depicting the position of the target, the surrounding terrain features such as hills and rivers, and the coordinates of objects keyed to existing maps such as intersections and towns.</li> <li>Obtained a plan and side-view sketch of the demolition target showing the overall dimensions and the lines of cut for the following:               <ol style="list-style-type: none"> <li>(1) A bridge showing the overall dimensions of its critical members along with the location of each line of cut.</li> </ol> </li> </ol>		

TASK STEPS AND PERFORMANCE MEASURES	GO	NO-GO
<p>(2) A crater showing the length and width of the target and the thickness of the wearing surface. When possible, the sketch showed the depth and the type of subgrade to determine the effect on the borehole depth on the side sketch. The sketch also showed the length and location of each row of craters placed at a 45-degree angle to the axis of approach. The boreholes were offset from one another when lines of cut were placed in depth.</p> <p>(3) An abatis showing the depth and width of the target. The side-view sketch stated the approximate height of the trees along with their average spacing and diameter; for example, 50- to 60-centimeter-diameter trees spaced 3 to 3.7 meters apart.</p> <p>c. Obtained a plan and cross-section sketch that showed the details of any demolition chambers, the lines of cut, the location of charges, the accurate dimensions of the members to be cut, the quantities of explosives, and the method of ignition.</p> <p>(1) A bridge showed the location of all the lines of cut and the location of each charge within the line of cut. On the cross-section sketch, the charge calculations and the placements only needed to be shown once for similar members being cut. The method of attaching the charge was shown; for example, bolt gun, wire, tape, and 5- by 5- by 25-centimeter wooden blocks. More than one cross-section sketch may have been required, depending on the number of lines of cut and the similarity between them. Unless steel cutting charges such as ribbon, saddle, or diamond were used, the method of priming was always detonating cord (no blasting caps) regardless of the explosive used.</p> <p>(2) A crater showed the position and the depth of each borehole, the quantity of explosives per borehole, and the method of priming.</p> <p>(3) An abatis showed the 45-degree angle to the road where the charges were placed, and the separation between the trees to cut was 3 to 4 meters. The cross-section sketch was a single tree demonstrating the charge calculation and the placement for the test shots to be conducted on the trees having the average diameter of those found in the line of cut. The squad primed with detonating cord (no blasting caps) regardless of the explosive. If time and the tactical situation permitted, the squad conducted test shots on the reconnaissance and then measured and marked all trees to be cut. If this was done, the charge calculation and placement were sketched once for each diameter requiring a different quantity of explosives.</p> <p>d. Ensured that the sketch showed the firing circuits and the firing points. The complete circuit was required and included the charges, branch lines, ring mains, and initiation sets. The sketch--</p> <p>(1) Contained a list of the quantity and type of required explosives.</p> <p>(2) Contained a list of all required demolition equipment and transportation.</p> <p>(3) Included an estimate of the time and labor required to prepare the demolition to State 1.</p> <p>(4) Included an estimate of the time and labor required to prepare the demolition to State 2.</p> <p>(5) Included an estimate of the time, labor, and equipment required to bypass the obstacle (specified location and method) and the required supplementary obstacles such as mines.</p> <p>* 3. The squad leader notifies higher headquarters (HQ) when the squad completes the on-site portion of the mission.</p>		

TASK STEPS AND PERFORMANCE MEASURES	GO	NO-GO
<p>* 4. The squad leader completes DA Form 2203-R and submits it to higher HQ within the time specified in the orders.</p> <p>NOTE: Digital units submit digital or hard copy (DA Forms) reports according to the unit's tactical standing operating procedure (TACSOP).</p>		

TASK PERFORMANCE / EVALUATION SUMMARY BLOCK							
ITERATION	1	2	3	4	5	M	TOTAL
TOTAL TASK STEPS EVALUATED							
TOTAL TASK STEPS "GO"							
TRAINING STATUS "GO"/"NO-GO"							

"\*" indicates a leader task step.

### SUPPORTING INDIVIDUAL TASKS

Task Number	Task Title
052-193-3054	Prepare a Demolition Reconnaissance Report
052-193-3055	Prepare or Compile a Nonnuclear-Demolition Target Folder
052-193-3071	Determine Method of Bridge Attack
052-194-3500	Conduct a Patrol
052-196-3065	Prepare a Route Reconnaissance Overlay
052-196-3150	Conduct Route Reconnaissance

### SUPPORTING COLLECTIVE TASKS

Task Number	Task Title
05-1-1391	Request a Standard Topographic Product
05-2-0003	Prepare an Engineer Annex
05-2-0042	Receive and Distribute Throughput Supplies
05-2-7008	Prepare an Operation Order (OPORD) (Company/Platoon)
05-3-0201	Create a Crater Obstacle with Explosives
05-3-0202	Disable a Bridge with Explosives
05-3-0407	Conduct an Engineer Reconnaissance

### OPFOR TASKS AND STANDARDS

**TASK:** Conduct an Ambush (5-OPFOR-0007)

**CONDITION:** The enemy is moving in a convoy. The opposing forces (OPFOR) element is positioned along the enemy's route.

**STANDARD:** The OPFOR element inflicts casualties on the enemy and causes vehicle and equipment damage. 1. Prepares an ambush site before the element arrives. 2. Surprises march element forces. 3. Inflicts heavy casualties within the designated kill zone. 4. Inflicts heavy damage to vehicles and equipment within the designated kill zone. 5. Delays the march element from reaching a specified destination for a specified period of time. 6. Withdraws on order. 7. Sustains no casualties. 8. Reports actions to superiors.

**TASK:** Disrupt a Route Reconnaissance (5-OPFOR-0021)

**CONDITION:** The enemy is conducting a route reconnaissance. The opposing forces (OPFOR) element is positioned along the enemy's route.

**STANDARD:** The OPFOR element attempts to disrupt a squad/section conducting a route reconnaissance. 1. Prevents the unit from meeting its specified time schedule. 2. Forces the unit to deviate from its specified route. 3. Prevents the unit from reaching its assigned destination. 4. Surprises the squad/section. 5. Inflicts casualties on the unit.

**TASK:** Conduct Sniper Operations (5-OPFOR-0006)

**CONDITION:** The opposing forces (OPFOR) element has assigned snipers (regular or irregular elements) in the enemy's rear area along the main supply route (MSR) and near support sites.

**STANDARD:** The OPFOR element kills or wounds targets. 1. Sets up a well-concealed location. 2. Engages vehicle drivers or personnel on foot with short bursts of semiautomatic fire. 3. Kills or wounds selected targets. 4. Prevents the position from being discovered by enemy forces. 5. Evacuates the area without being spotted. 6. Reports all specified priority intelligence requirements (PIR) and other intelligence requirements to the OPFOR headquarters (HQ).

**TASK:** Conduct a Raid (5-OPFOR-0004)

**CONDITION:** The opposing forces (OPFOR) element has occupied an objective rally point and has orders to conduct a raid on a combat service support (CSS) base.

**STANDARD:** The OPFOR element infiltrates the enemy's base and destroys all of the targets. 1. Surprises the enemy forces. 2. Assaults the support base and accomplishes the assigned tasks. 3. Destroys the specified equipment and supplies. 4. Avoids being decisively engaged. 5. Withdraws all personnel from the objective areas within the time prescribed. 6. Obtains all priority intelligence requirements (PIR) from the raid site. 7. Sustains only light casualties from enemy fire.

**TASK:** Conduct an Attack (5-OPFOR-0008)

**CONDITION:** The enemy is conducting tactical operations. The opposing forces (OPFOR) element receives orders to attack the enemy, the area of occupation, or the main supply route (MSR) with smoke.

**STANDARD:** The OPFOR element disrupts the enemy's movement and smoke operations. 1. Determines the delivery method of the smoke attack. 2. Locates the target. 3. Delivers the smoke attack downwind. 4. Attacks the enemy with smoke, and surge attacks when the enemy responds to the smoke.

**TASK:** Disrupt a Net Control Station (NCS) (5-OPFOR-0019)

**CONDITION:** The enemy has established a NCS. The opposing forces (OPFOR) element has radio and jamming equipment.

**STANDARD:** The OPFOR element attempts to disrupt an NCS. 1. Attempts to locate the radio frequency that the unit is operating on. 2. Attempts to enter the radio net. 3. Attempts to issue "bogus" orders to a unit on the net. 4. Jams the radio frequency and forces the unit to go to an alternate frequency.

**TASK:** Disrupt Construction of Vehicle Fighting Positions (5-OPFOR-0020)

**CONDITION:** The opposing forces (OPFOR) element has located the enemy. The priority intelligence requirements (PIR) and other intelligence obtained by OPFOR patrols indicate the enemy is constructing vehicle fighting positions within its defensive area. The OPFOR element has automatic and antiarmor weapons and light mortars.

**STANDARD:** The OPFOR element attempts to disrupt the enemy's efforts to establish vehicle fighting positions. 1. Locates the defensive area. 2. Surprises the main body. 3. Penetrates the defensive area with squad-size probes. 4. Inflicts casualties on the unit. 5. Destroys vehicles. 6. Disrupts the unit's preparations (prevents or delays beyond the unit's allotted time).

**TASK:** Defeat Obstacles (5-OPFOR-0009)

**CONDITION:** The opposing forces (OPFOR) element encounters an obstacle that blocks the avenue of approach as it advances upon the enemy forces.

**STANDARD:** The OPFOR element bypasses or breaches the enemy obstacle. 1. Detects the obstacle before halting its main body. 2. Defeats the obstacle. a. Bypasses the obstacle without entering the engagement areas. b. Breaches the obstacle within 45 minutes and passes its entire force through the obstacle. 3. Does not incur degradation to the point that the mission must be discontinued.

**TASK:** Disrupt an Engineer Reconnaissance (5-OPFOR-0022)

**CONDITION:** The enemy is conducting an engineer reconnaissance. The opposing forces (OPFOR) element is positioned along the enemy's route.

**STANDARD:** The OPFOR element disrupts an engineer reconnaissance. 1. Prevents the unit from meeting its specified time schedule. 2. Forces the unit to deviate from its specified route. 3. Prevents the unit from accomplishing its assigned engineer reconnaissance. 4. Surprises the unit conducting the reconnaissance.

**TASK:** Conduct an Aerial Reconnaissance (5-OPFOR-0010)

**CONDITION:** The opposing forces (OPFOR) headquarters (HQ) element requires intelligence on the locations and identification of enemy elements. An aircraft is dispatched to take photographs and make a visual inspection of the enemy rear area.

**STANDARD:** The OPFOR element gathers photograph intelligence of the enemy. 1. Photographs the assigned sectors. 2. Makes quick visual checks where the ceiling is low. 3. Locates enemy positions in the area, particularly support and storage bases, and command and control (C2) facilities. 4. Sustains no loss of aircraft. 5. Reports priority intelligence requirements (PIR) and other information requirements to the OPFOR HQ.

**TASK:** Conduct Terrorist and Saboteur Attacks (5-OPFOR-0005)

**CONDITION:** The opposing forces (OPFOR) element dispatches small teams into the enemy's rear area to disrupt combat service support (CSS) operations.

**STANDARD:** The enemy sustains disrupted command and control (C2), destroyed equipment and supplies, and light casualties. 1. Locates rear support bases and C2 facilities. 2. Delays and disrupts CSS operations through probes. 3. Infiltrates CSS bases to conduct sabotage and terrorist activities. 4. Inflicts light casualties. 5. Destroys supplies and equipment.

**TASK:** Defend a Minefield (5-OPFOR-0023)

**CONDITION:** The enemy is conducting a minefield sweeping operation. The opposing forces (OPFOR) element has a minefield placed in the enemy's path. The minefield is under constant observation and fire.

**STANDARD:** The OPFOR element defends a minefield against an enemy element conducting a minefield sweeping operation. 1. Prevents the unit from detecting the obstacle. 2. Disrupts the minefield sweeping operation. 3. Prevents the unit from conducting the minefield sweeping operation, prevents the unit from moving all personnel through the breach or delays the completion of the minefield sweeping operation for more than 45 minutes.

**TASK:** Disrupt Defensive Preparations (5-OPFOR-0018)

**CONDITION:** The opposing forces (OPFOR) element has located the enemy. Priority intelligence requirements (PIR) and other intelligence requirements obtained by OPFOR patrols indicate that the enemy elements are establishing defensive positions. The OPFOR element has automatic and antiarmor weapons and light mortars.

**STANDARD:** The OPFOR element disrupts and delays the enemy's defensive preparations. 1. Locates and penetrates the enemy's security system. 2. Forces the enemy to delay defensive preparations. 3. Disrupts the enemy's obstacle preparations.

**TASK:** Disrupt Quartering Party Operations (5-OPFOR-0017)

**CONDITION:** The enemy is conducting quartering party operations. It has established an assembly area (AA) but has not moved in the main body.

**STANDARD:** The opposing forces (OPFOR) element attempts to disrupt quartering party operations and infiltrate the enemy's AA. 1. Locates the quartering party and the AA. 2. Surprises the main body. 3. Penetrates the AA with squad-size probes. 4. Inflicts personnel casualties and vehicle damage. 5. Disrupts the unit's preparations (prevents or delays beyond the unit's allotted time).

**TASK:** Disrupt Enemy Movement and Operations Using Tactical Nuclear Weapons (5-OPFOR-0016)

**CONDITION:** The opposing forces (OPFOR) element has located the enemy. Priority intelligence requirements (PIR) and other intelligence requirements have been obtained by OPFOR patrols. Tactical nuclear weapons are employed against key locations in the rear area.

**STANDARD:** The OPFOR element disrupts enemy movement and operations. 1. Disrupts or delays the movement of the enemy's equipment and supplies to the forward areas. 2. Destroys enemy equipment and supplies. 3. Inflicts a high rate of nuclear casualties among the enemy forces. 4. Denies the enemy the use of specified areas. 5. Contaminates the enemy's equipment and supplies.

**TASK:** Disrupt Enemy Movement and Operations Using Persistent and Nonpersistent Chemical Weapons (5-OPFOR-0015)

**CONDITION:** The opposing forces (OPFOR) element has located the enemy. Priority intelligence requirements (PIR) and other intelligence requirements have been obtained by OPFOR patrols. The OPFOR units deliver chemical agents, by means of conventional artillery weapons or aircraft, along selected supply routes and key bases in the rear area.

**STANDARD:** The OPFOR element disrupts enemy movement and operations using persistent and nonpersistent chemical weapons. 1. Delivers chemical agents in low and densely wooded areas. 2. Delays the movement of enemy supplies and equipment to the forward areas. 3. Restricts the movement of the enemy units in the rear area. 4. Channels the movement of enemy units into predesignated ambush areas. 5. Contaminates enemy supplies and equipment. 6. Inflicts a high rate of casualties on enemy forces.

**TASK:** Counter Passage of Lines (5-OPFOR-0012)

**CONDITION:** Enemy forces are in defensive positions, but they are expected to attempt passage-of-lines operations. The opposing forces (OPFOR) received orders to disrupt enemy passage-of-lines operations.

**STANDARD:** The OPFOR element delays or prevents enemy passage of lines. 1. Delays the passage. 2. Prevents the company from moving all personnel through the stationary unit. 3. Engages the main body of either the moving or the stationary unit.

**TASK:** Disrupt Movement (5-OPFOR-0014)

**CONDITION:** The enemy is expected to move through the opposing forces (OPFOR) element's area of operations. The OPFOR element has received an operation order (OPORD) or fragmentary order (FRAGO) to disrupt enemy movement. The enemy has the capability to defend with direct fire and antiarmor weapons.

**STANDARD:** The OPFOR element delays enemy movement. 1. Delays the element. 2. Forces the element to deviate from its route. 3. Prevents the element from reaching its destination. 4. Surprises the element's main body.

**TASK:** Conduct Air Attacks (5-OPFOR-0002)

**CONDITION:** The opposing forces (OPFOR) element in the rear area has forwarded the positions of the enemy support sites or the locations of moving elements. The OPFOR aircraft have been dispatched to attack enemy installations or convoys.

**STANDARD:** The OPFOR element attempts to delay, disrupt, or damage the enemy targets by air. 1. Locates the target (support sites or convoys). 2. Makes attack runs on the designated targets. 3. Inflicts heavy damage to the selected target. 4. Sustains no loss of aircraft. 5. Delays moving the force for more than one hour.

**TASK:** Surrender to the Capturing Unit on the Battlefield (5-OPFOR-0024)

**CONDITION:** The enemy has captured the opposing forces (OPFOR) element's soldiers, documents, and equipment sensitive to the OPFOR tactical operations.

**STANDARD:** The OPFOR soldiers retain or destroy documents and equipment. The OPFOR element surrenders documents and equipment of no tactical use to the enemy and attempts to conceal or destroy items of tactical value. The OPFOR element attempts escape and evasion. 1. Prevents the successful capture of documents and equipment. 2. Destroys documents and equipment. 3. Removes identifying markings from equipment. 4. Removes unit-identifying insignia. 5. Provides misleading information. 6. Plans an escape. 7. Delays movement to the nearest collection point. 8. Prevents safeguarding of enemy prisoners of war (EPWs) in order to cause embarrassment to the United States (US).

**TASK:** Attack (5-OPFOR-0001)

**CONDITION:** The opposing forces (OPFOR) element has located the enemy. The priority intelligence requirements (PIR) and other intelligence requirements have been obtained by OPFOR patrols. The OPFOR element has automatic and antiarmor weapons and light mortars.

**STANDARD:** The OPFOR element attempts to seize the terrain, vehicles, or equipment. 1. Develops an attack plan. 2. Surprises the enemy unit's main body. 3. Initiates the attack using a scheme of maneuver that exploits the enemy's flanks, gaps, and weaknesses. 4. Uses covered and concealed routes to approach the enemy forces' flanks, gaps, or weakly held areas. 5. Employs indirect fire to support the attack. 6. Penetrates enemy defenses. 7. Destroys equipment and supplies. 8. Inflicts heavy casualties. 9. Isolates the combat service support (CSS) base by blocking reinforcements. 10. Forces enemy units to displace. 11. Avoids being fixed in one position. 12. Withdraws before the CSS base is reinforced with tactical combat forces.



**TASK:** Disrupt Assembly Area (AA) Activities (5-OPFOR-0013)

**CONDITION:** Intelligence reports indicate that platoon- and company-size enemy units are operating in the opposing forces (OPFOR) area of operations. Enemy units can defend from AAs with direct fire, antiarmor weapons, and indirect fire. The enemy has close air support (CAS) and nuclear, biological, and chemical (NBC) capabilities.

**STANDARD:** The OPFOR element locates and disrupts the enemy's AA activities. 1. Locates the element's AA. 2. Probes the AA with squad- or team-size elements. 3. Inflicts more than 5 percent casualties on the element. 4. Disrupts the element's preparations (prevents or delays beyond the element's allotted time).

**TASK:** Maintain Contact (5-OPFOR-0003)

**CONDITION:** The opposing forces (OPFOR) element is engaged with enemy base defense forces. The enemy forces are withdrawing under pressure.

**STANDARD:** The OPFOR element maintains enemy contact while the enemy withdraws. 1. Engages the enemy forces decisively. 2. Advances the OPFOR as the enemy forces withdraw. 3. Inflicts heavy casualties. 4. Captures the members of the enemy force. 5. Captures documents and equipment. 6. Safeguards captured documents, equipment, and personnel.

**ELEMENTS:** Three Combat Mobility Platoons  
 Nine Combat Engineer Squads  
 Mobility Support Platoon  
 Three Mobility Sections

**TASK:** Conduct an Engineer Reconnaissance (05-3-0407)  
 (FM 5-170) (FM 5-34)

**ITERATION:** 1 2 3 4 5 M (Circle)

**COMMANDER/LEADER ASSESSMENT:** T P U (Circle)

**CONDITIONS:** The element leader receives a fragmentary order (FRAGO) or an operation order (OPORD) to conduct an engineer reconnaissance for possible assets and obstructions along a proposed movement route. The reconnaissance checklist is completed based on the commander's intent. Digital units have performed functionality checks, and systems are operational. The area is secured, but enemy contact is possible. Some iterations of this task should be performed in MOPP4.

**TASK STANDARDS:** The element identifies engineer resources in the designated area. The element uses the correct symbols to prepare and submit an overlay, all required reports, and Department of the Army (DA) Form 1711-R. Digital units send reports using frequency-modulated (FM) or digital means and follow up with the appropriate DA forms and update overlays to provide a current common operational picture (COP). Locations are accurate to within plus or minus 10 meters. The measurements, dimensions, and quantities are accurate to within plus or minus 10 percent. The element completes the reconnaissance within the time specified in the OPORD. The time required to perform this task is increased when conducting it in mission-oriented protection posture (MOPP) 4.

TASK STEPS AND PERFORMANCE MEASURES	GO	NO-GO
<p>* 1. The element leader received a FRAGO or an OPORD to conduct an engineer reconnaissance.</p> <p>NOTE: Digital units request intelligence information by requesting All Source Analysis System (ASAS) information and Digital Topographic Support System (DTSS) products from higher headquarters (HQ).</p> <ul style="list-style-type: none"> <li>a. Coordinated through the Operations and Training Officer (US Army) (S3) or the task force (TF) engineer for ground security forces or aviation security forces.</li> <li>b. Requested an enemy situation brief from Intelligence Officer (US Army) (S2).</li> <li>c. Conducted a thorough map reconnaissance including the start points (SPs), the release points (RPs), the route, and the terrain.</li> <li>d. Reviewed the unit tactical standing operating procedure (TACSOP) or the standing operating procedure (SOP).</li> <li>e. The area or the target for the reconnaissance met the commander's intent and requirements; for example, materials, equipment, bivouac, terrain, barriers, and errors or omissions on the map.</li> </ul> <p>* 2. The element leader prepared an overlay of the designated area.</p> <ul style="list-style-type: none"> <li>a. Drew routes to scale on the overlay, showed the limit of sector symbols, and terrain features (bridges, water, and such).</li> <li>b. Plotted at least two grid reference points and a grid or magnetic north arrow.</li> </ul>		

TASK STEPS AND PERFORMANCE MEASURES	GO	NO-GO
<p>c. Prepared a title block. As a minimum, included a name, a social security number (SSN), a unit, a map sheet, a series, a scale, and any remarks such as security classification placed at the top and bottom and downgrade information.</p> <p>* 3. The element leader briefs the subunit leaders on the reconnaissance mission.</p> <p>a. Used the five-paragraph order format to include the--</p> <ol style="list-style-type: none"> <li>(1) Area to reconnoiter.</li> <li>(2) Method of reconnaissance as either hasty or deliberate.</li> <li>(3) Objectives of the reconnaissance.</li> <li>(4) Time and distance factors.</li> <li>(5) Noise and light discipline.</li> </ol> <p>b. Conducted troop-leading procedures.</p> <p>c. Conducted precombat checks (PCCs) and precombat inspections (PCIs).</p> <p>d. Drew the required equipment, forms, and material for reconnaissance.</p> <p>4. The reconnaissance team reconnoitered the designated area and provided detailed information.</p> <p>a. Provided information about the area's special features and structures, such as the bivouac, equipment, materials, water points, terrain, construction sites, and obstacles and barriers to movement. The information included any errors or omissions on the map.</p> <p>b. Reconnoitered the designated area.</p> <p>c. Provided information about the geographical locations utilizing the critical-point symbol with engineer resource symbols.</p> <p>* 5. The element leader reviews the overlay and fills out DA Form 1711-R.</p> <p>NOTE: Digital units send reconnaissance information using text messaging, update digital overlays, and send updated reports using the Force XXI Battle Command Brigade and Below (FBCB2) System/Maneuver Control System (MCS) and follow up with the appropriate hard copy DA Forms according to the unit's TACSOP.</p> <p>a. Checked the overlay for completeness (critical points and engineer resource symbols).</p> <p>b. Ensured that DA Form 1711-R was completed for all engineer resources identified by a critical symbol.</p> <p>c. Recorded all measurements in meters.</p> <p>d. Signed DA Form(s) 1711-R.</p> <p>6. The elements leader briefs the commander on the reconnaissance mission and submits the overlay, reports, and DA Form 1711-R to the commander within the prescribed time on the OPORD.</p> <p>a. Submitted the completed DA Form(s) 1711-R.</p> <p>b. Submitted the completed overlay and reports.</p>		

TASK PERFORMANCE / EVALUATION SUMMARY BLOCK							
ITERATION	1	2	3	4	5	M	TOTAL
TOTAL TASK STEPS EVALUATED							
TOTAL TASK STEPS "GO"							
TRAINING STATUS "GO"/"NO-GO"							

"\*" indicates a leader task step.

### SUPPORTING INDIVIDUAL TASKS

Task Number	Task Title
052-196-3035	Prepare an Engineer Reconnaissance Report
052-196-3065	Prepare a Route Reconnaissance Overlay
052-196-3150	Conduct Route Reconnaissance
071-326-5505	Issue an Oral Operation Order

### SUPPORTING COLLECTIVE TASKS

Task Number	Task Title
05-2-7008	Prepare an Operation Order (OPORD) (Company/Platoon)
05-3-0413	Conduct a Tactical Reconnaissance

### OPFOR TASKS AND STANDARDS

**TASK:** Conduct an Ambush (5-OPFOR-0007)

**CONDITION:** The enemy is moving in a convoy. The opposing forces (OPFOR) element is positioned along the enemy's route.

**STANDARD:** The OPFOR element inflicts casualties on the enemy and causes vehicle and equipment damage. 1. Prepares an ambush site before the element arrives. 2. Surprises march element forces. 3. Inflicts heavy casualties within the designated kill zone. 4. Inflicts heavy damage to vehicles and equipment within the designated kill zone. 5. Delays the march element from reaching a specified destination for a specified period of time. 6. Withdraws on order. 7. Sustains no casualties. 8. Reports actions to superiors.

**TASK:** Gather Intelligence (5-OPFOR-0011)

**CONDITION:** The opposing forces (OPFOR) small element, operating in the rear area, is planning attacks on enemy bases. Information is needed to complete the plans.

**STANDARD:** The OPFOR element infiltrates, gathers intelligence information, and submits its findings to the command. 1. Identifies all priority intelligence requirements (PIR) and other intelligence requirements. 2. Passes through any outpost, defensive wire, or warning devices undetected. 3. Moves to an observation point that offers cover and concealment and is clear enough to gather PIR and other intelligence requirements. 4. Gathers all PIR and other intelligence requirements. 5. Withdraws from the area undetected. 6. Reports all information to the OPFOR headquarters (HQ).

**TASK:** Disrupt Movement (5-OPFOR-0014)

**CONDITION:** The enemy is expected to move through the opposing forces (OPFOR) element's area of operations. The OPFOR element has received an operation order (OPORD) or fragmentary order (FRAGO) to disrupt enemy movement. The enemy has the capability to defend with direct fire and antiarmor weapons.

**STANDARD:** The OPFOR element delays enemy movement. 1. Delays the element. 2. Forces the element to deviate from its route. 3. Prevents the element from reaching its destination. 4. Surprises the element's main body.

**TASK:** Disrupt a Route Reconnaissance (5-OPFOR-0021)

**CONDITION:** The enemy is conducting a route reconnaissance. The opposing forces (OPFOR) element is positioned along the enemy's route.

**STANDARD:** The OPFOR element attempts to disrupt a squad/section conducting a route reconnaissance. 1. Prevents the unit from meeting its specified time schedule. 2. Forces the unit to deviate from its specified route. 3. Prevents the unit from reaching its assigned destination. 4. Surprises the squad/section. 5. Inflicts casualties on the unit.

**TASK:** Conduct Sniper Operations (5-OPFOR-0006)

**CONDITION:** The opposing forces (OPFOR) element has assigned snipers (regular or irregular elements) in the enemy's rear area along the main supply route (MSR) and near support sites.

**STANDARD:** The OPFOR element kills or wounds targets. 1. Sets up a well-concealed location. 2. Engages vehicle drivers or personnel on foot with short bursts of semiautomatic fire. 3. Kills or wounds selected targets. 4. Prevents the position from being discovered by enemy forces. 5. Evacuates the area without being spotted. 6. Reports all specified priority intelligence requirements (PIR) and other intelligence requirements to the OPFOR headquarters (HQ).

**TASK:** Conduct a Raid (5-OPFOR-0004)

**CONDITION:** The opposing forces (OPFOR) element has occupied an objective rally point and has orders to conduct a raid on a combat service support (CSS) base.

**STANDARD:** The OPFOR element infiltrates the enemy's base and destroys all of the targets. 1. Surprises the enemy forces. 2. Assaults the support base and accomplishes the assigned tasks. 3. Destroys the specified equipment and supplies. 4. Avoids being decisively engaged. 5. Withdraws all personnel from the objective areas within the time prescribed. 6. Obtains all priority intelligence requirements (PIR) from the raid site. 7. Sustains only light casualties from enemy fire.

**TASK:** Conduct an Attack (5-OPFOR-0008)

**CONDITION:** The enemy is conducting tactical operations. The opposing forces (OPFOR) element receives orders to attack the enemy, the area of occupation, or the main supply route (MSR) with smoke.

**STANDARD:** The OPFOR element disrupts the enemy's movement and smoke operations. 1. Determines the delivery method of the smoke attack. 2. Locates the target. 3. Delivers the smoke attack downwind. 4. Attacks the enemy with smoke, and surge attacks when the enemy responds to the smoke.

**TASK:** Disrupt a Net Control Station (NCS) (5-OPFOR-0019)

**CONDITION:** The enemy has established a NCS. The opposing forces (OPFOR) element has radio and jamming equipment.

**STANDARD:** The OPFOR element attempts to disrupt an NCS. 1. Attempts to locate the radio frequency that the unit is operating on. 2. Attempts to enter the radio net. 3. Attempts to issue "bogus" orders to a unit on the net. 4. Jams the radio frequency and forces the unit to go to an alternate frequency.

**TASK:** Disrupt Construction of Vehicle Fighting Positions (5-OPFOR-0020)

**CONDITION:** The opposing forces (OPFOR) element has located the enemy. The priority intelligence requirements (PIR) and other intelligence obtained by OPFOR patrols indicate the enemy is constructing vehicle fighting positions within its defensive area. The OPFOR element has automatic and antiarmor weapons and light mortars.

**STANDARD:** The OPFOR element attempts to disrupt the enemy's efforts to establish vehicle fighting positions. 1. Locates the defensive area. 2. Surprises the main body. 3. Penetrates the defensive area with squad-size probes. 4. Inflicts casualties on the unit. 5. Destroys vehicles. 6. Disrupts the unit's preparations (prevents or delays beyond the unit's allotted time).

**TASK:** Defeat Obstacles (5-OPFOR-0009)

**CONDITION:** The opposing forces (OPFOR) element encounters an obstacle that blocks the avenue of approach as it advances upon the enemy forces.

**STANDARD:** The OPFOR element bypasses or breaches the enemy obstacle. 1. Detects the obstacle before halting its main body. 2. Defeats the obstacle. a. Bypasses the obstacle without entering the engagement areas. b. Breaches the obstacle within 45 minutes and passes its entire force through the obstacle. 3. Does not incur degradation to the point that the mission must be discontinued.

**TASK:** Disrupt an Engineer Reconnaissance (5-OPFOR-0022)

**CONDITION:** The enemy is conducting an engineer reconnaissance. The opposing forces (OPFOR) element is positioned along the enemy's route.

**STANDARD:** The OPFOR element disrupts an engineer reconnaissance. 1. Prevents the unit from meeting its specified time schedule. 2. Forces the unit to deviate from its specified route. 3. Prevents the unit from accomplishing its assigned engineer reconnaissance. 4. Surprises the unit conducting the reconnaissance.

**TASK:** Conduct an Aerial Reconnaissance (5-OPFOR-0010)

**CONDITION:** The opposing forces (OPFOR) headquarters (HQ) element requires intelligence on the locations and identification of enemy elements. An aircraft is dispatched to take photographs and make a visual inspection of the enemy rear area.

**STANDARD:** The OPFOR element gathers photograph intelligence of the enemy. 1. Photographs the assigned sectors. 2. Makes quick visual checks where the ceiling is low. 3. Locates enemy positions in the area, particularly support and storage bases, and command and control (C2) facilities. 4. Sustains no loss of aircraft. 5. Reports priority intelligence requirements (PIR) and other information requirements to the OPFOR HQ.

**TASK:** Conduct Terrorist and Saboteur Attacks (5-OPFOR-0005)

**CONDITION:** The opposing forces (OPFOR) element dispatches small teams into the enemy's rear area to disrupt combat service support (CSS) operations.

**STANDARD:** The enemy sustains disrupted command and control (C2), destroyed equipment and supplies, and light casualties. 1. Locates rear support bases and C2 facilities. 2. Delays and disrupts CSS operations through probes. 3. Infiltrates CSS bases to conduct sabotage and terrorist activities. 4. Inflicts light casualties. 5. Destroys supplies and equipment.

**TASK:** Defend a Minefield (5-OPFOR-0023)

**CONDITION:** The enemy is conducting a minefield sweeping operation. The opposing forces (OPFOR) element has a minefield placed in the enemy's path. The minefield is under constant observation and fire.

**STANDARD:** The OPFOR element defends a minefield against an enemy element conducting a minefield sweeping operation. 1. Prevents the unit from detecting the obstacle. 2. Disrupts the minefield sweeping operation. 3. Prevents the unit from conducting the minefield sweeping operation, prevents the unit from moving all personnel through the breach or delays the completion of the minefield sweeping operation for more than 45 minutes.

**TASK:** Disrupt Defensive Preparations (5-OPFOR-0018)

**CONDITION:** The opposing forces (OPFOR) element has located the enemy. Priority intelligence requirements (PIR) and other intelligence requirements obtained by OPFOR patrols indicate that the enemy elements are establishing defensive positions. The OPFOR element has automatic and antiarmor weapons and light mortars.

**STANDARD:** The OPFOR element disrupts and delays the enemy's defensive preparations. 1. Locates and penetrates the enemy's security system. 2. Forces the enemy to delay defensive preparations. 3. Disrupts the enemy's obstacle preparations.

**TASK:** Disrupt Quartering Party Operations (5-OPFOR-0017)

**CONDITION:** The enemy is conducting quartering party operations. It has established an assembly area (AA) but has not moved in the main body.

**STANDARD:** The opposing forces (OPFOR) element attempts to disrupt quartering party operations and infiltrate the enemy's AA. 1. Locates the quartering party and the AA. 2. Surprises the main body. 3. Penetrates the AA with squad-size probes. 4. Inflicts personnel casualties and vehicle damage. 5. Disrupts the unit's preparations (prevents or delays beyond the unit's allotted time).

**TASK:** Disrupt Enemy Movement and Operations Using Tactical Nuclear Weapons (5-OPFOR-0016)

**CONDITION:** The opposing forces (OPFOR) element has located the enemy. Priority intelligence requirements (PIR) and other intelligence requirements have been obtained by OPFOR patrols. Tactical nuclear weapons are employed against key locations in the rear area.

**STANDARD:** The OPFOR element disrupts enemy movement and operations. 1. Disrupts or delays the movement of the enemy's equipment and supplies to the forward areas. 2. Destroys enemy equipment and supplies. 3. Inflicts a high rate of nuclear casualties among the enemy forces. 4. Denies the enemy the use of specified areas. 5. Contaminates the enemy's equipment and supplies.

**TASK:** Disrupt Enemy Movement and Operations Using Persistent and Nonpersistent Chemical Weapons (5-OPFOR-0015)

**CONDITION:** The opposing forces (OPFOR) element has located the enemy. Priority intelligence requirements (PIR) and other intelligence requirements have been obtained by OPFOR patrols. The OPFOR units deliver chemical agents, by means of conventional artillery weapons or aircraft, along selected supply routes and key bases in the rear area.

**STANDARD:** The OPFOR element disrupts enemy movement and operations using persistent and nonpersistent chemical weapons. 1. Delivers chemical agents in low and densely wooded areas. 2. Delays the movement of enemy supplies and equipment to the forward areas. 3. Restricts the movement of the enemy units in the rear area. 4. Channels the movement of enemy units into predesignated ambush areas. 5. Contaminates enemy supplies and equipment. 6. Inflicts a high rate of casualties on enemy forces.

**TASK:** Counter Passage of Lines (5-OPFOR-0012)

**CONDITION:** Enemy forces are in defensive positions, but they are expected to attempt passage-of-lines operations. The opposing forces (OPFOR) received orders to disrupt enemy passage-of-lines operations.

**STANDARD:** The OPFOR element delays or prevents enemy passage of lines. 1. Delays the passage. 2. Prevents the company from moving all personnel through the stationary unit. 3. Engages the main body of either the moving or the stationary unit.

**TASK:** Conduct Air Attacks (5-OPFOR-0002)

**CONDITION:** The opposing forces (OPFOR) element in the rear area has forwarded the positions of the enemy support sites or the locations of moving elements. The OPFOR aircraft have been dispatched to attack enemy installations or convoys.

**STANDARD:** The OPFOR element attempts to delay, disrupt, or damage the enemy targets by air. 1. Locates the target (support sites or convoys). 2. Makes attack runs on the designated targets. 3. Inflicts heavy damage to the selected target. 4. Sustains no loss of aircraft. 5. Delays moving the force for more than one hour.

**TASK:** Surrender to the Capturing Unit on the Battlefield (5-OPFOR-0024)

**CONDITION:** The enemy has captured the opposing forces (OPFOR) element's soldiers, documents, and equipment sensitive to the OPFOR tactical operations.

**STANDARD:** The OPFOR soldiers retain or destroy documents and equipment. The OPFOR element surrenders documents and equipment of no tactical use to the enemy and attempts to conceal or destroy items of tactical value. The OPFOR element attempts escape and evasion. 1. Prevents the successful capture of documents and equipment. 2. Destroys documents and equipment. 3. Removes identifying markings from equipment. 4. Removes unit-identifying insignia. 5. Provides misleading information. 6. Plans an escape. 7. Delays movement to the nearest collection point. 8. Prevents safeguarding of enemy prisoners of war (EPWs) in order to cause embarrassment to the United States (US).

**TASK:** Attack (5-OPFOR-0001)

**CONDITION:** The opposing forces (OPFOR) element has located the enemy. The priority intelligence requirements (PIR) and other intelligence requirements have been obtained by OPFOR patrols. The OPFOR element has automatic and antiarmor weapons and light mortars.

**STANDARD:** The OPFOR element attempts to seize the terrain, vehicles, or equipment. 1. Develops an attack plan. 2. Surprises the enemy unit's main body. 3. Initiates the attack using a scheme of maneuver that exploits the enemy's flanks, gaps, and weaknesses. 4. Uses covered and concealed routes to approach the enemy forces' flanks, gaps, or weakly held areas. 5. Employs indirect fire to support the attack. 6. Penetrates enemy defenses. 7. Destroys equipment and supplies. 8. Inflicts heavy casualties. 9. Isolates the combat service support (CSS) base by blocking reinforcements. 10. Forces enemy units to displace. 11. Avoids being fixed in one position. 12. Withdraws before the CSS base is reinforced with tactical combat forces.

**TASK:** Disrupt Assembly Area (AA) Activities (5-OPFOR-0013)

**CONDITION:** Intelligence reports indicate that platoon- and company-size enemy units are operating in the opposing forces (OPFOR) area of operations. Enemy units can defend from AAs with direct fire, antiarmor weapons, and indirect fire. The enemy has close air support (CAS) and nuclear, biological, and chemical (NBC) capabilities.



**STANDARD:** The OPFOR element locates and disrupts the enemy's AA activities. 1. Locates the element's AA. 2. Probes the AA with squad- or team-size elements. 3. Inflicts more than 5 percent casualties on the element. 4. Disrupts the element's preparations (prevents or delays beyond the element's allotted time).

**TASK:** Maintain Contact (5-OPFOR-0003)

**CONDITION:** The opposing forces (OPFOR) element is engaged with enemy base defense forces. The enemy forces are withdrawing under pressure.

**STANDARD:** The OPFOR element maintains enemy contact while the enemy withdraws. 1. Engages the enemy forces decisively. 2. Advances the OPFOR as the enemy forces withdraw. 3. Inflicts heavy casualties. 4. Captures the members of the enemy force. 5. Captures documents and equipment. 6. Safeguards captured documents, equipment, and personnel.

**ELEMENTS:** Three Combat Mobility Platoons  
Nine Combat Engineer Squads

**TASK:** Conduct a Technical Reconnaissance (05-3-0412)

(FM 5-170)  
(FM 7-7)

(FM 5-170)  
(FM 7-7J)

(FM 5-34)  
(FM 7-8)

**ITERATION:** 1 2 3 4 5 M (Circle)

**COMMANDER/LEADER ASSESSMENT:** T P U (Circle)

**CONDITIONS:** The element leader receives a fragmentary order (FRAGO) or an operation order (OPORD) to conduct a technical reconnaissance to locate obstructions along a proposed movement route. Digital units have completed functionality checks, and systems are operational. The area is secured, but enemy contact is possible. Some iterations of this task should be performed in MOPP4.

**TASK STANDARDS:** The reconnaissance team conducts a technical reconnaissance to verify the technical data along the main supply route (MSR). All Department of the Army (DA) forms contain the required information. There are no time restraints, unless otherwise specified in the FRAGO or the OPORD. Digital units send and receive reports using frequency-modulated (FM) or digital means. The time required to perform this task is increased when conducting it in mission-oriented protection posture (MOPP) 4.

TASK STEPS AND PERFORMANCE MEASURES	GO	NO-GO
<p>* 1. The element leader receives a FRAGO or an OPORD to conduct a technical reconnaissance.</p> <p>NOTE: Digital units request intelligence information from higher headquarters (HQ) through All-Source Analysis System (ASAS) and Digital Topographic Support System (DTSS) products.</p> <ul style="list-style-type: none"> <li>a. Coordinated through the Operations and Training Officer (US Army) (S3) or the task force (TF) engineer for a ground or aviation security force.</li> <li>b. Requested an enemy situation brief from the Intelligence Officer (US Army) (S2).</li> <li>c. Conducted a thorough map reconnaissance including the start points (SPs), the release points (RPs), and the route.</li> <li>d. Reviewed the unit's standing operating procedure (SOP) or tactical standing operating procedure (TACSOP).</li> <li>e. Met the commander's intent and requirements for the area or the target of reconnaissance.</li> <li>f. Briefed subelement leaders on the reconnaissance mission using the five-paragraph order format.</li> <li>g. Conducted troop-leading procedures.</li> <li>h. Conducted precombat checks (PCCs) and precombat inspections (PCIs).</li> <li>i. Obtained the required equipment, forms, and material for the reconnaissance.</li> </ul> <p>2. The reconnaissance team starts movement on the technical reconnaissance.</p> <ul style="list-style-type: none"> <li>a. Moved along the specified route.</li> <li>b. Maintained communications with the higher commander.</li> </ul> <p>3. The reconnaissance team conducts a bridge classification reconnaissance.</p> <ul style="list-style-type: none"> <li>a. Gathered the required information to complete DA Form 1249.</li> <li>b. Completed DA Form 1249 with the required information according to Field Manual (FM) 5-170.</li> </ul>		

TASK STEPS AND PERFORMANCE MEASURES	GO	NO-GO
<p>4. The reconnaissance team conducts a ferry reconnaissance.</p> <p>a. Gathered the required information to complete DA Form 1252.</p> <p>b. Completed DA Form 1252 with the required information according to FM 5-170.</p> <p>5. The reconnaissance team conducts a ford reconnaissance.</p> <p>a. Gathered the required information to complete DA Form 1251.</p> <p>b. Completed DA Form 1251 with the required information according to FM 5-170.</p> <p>6. The reconnaissance team conducts a road reconnaissance.</p> <p>a. Gathered the required information to complete DA Form 1248.</p> <p>b. Completed DA Form 1248 with the required information according to FM 5-170.</p> <p>7. The reconnaissance team conducts a tunnel reconnaissance or an underpass reconnaissance.</p> <p>a. Gathered the required information to complete DA Form 1250.</p> <p>b. Completed the DA Form 1250 with the required information according to FM 5-170.</p> <p>NOTE: Not all types of reconnaissance may be applicable to the commander's intent or requirements.</p> <p>8. The reconnaissance team starts movement to the assembly area (AA).</p> <p>NOTE: Digital units send reports, orders, and digital overlays to update the common operational picture (COP). Appropriate DA forms are submitted according to Standardization Agreement (STANAG) requirements and the unit's SOP.</p> <p>* 9. The S3, the S2, or the TF engineer debriefs the element leader and the reconnaissance team. The unit's SOP or the TACSOP determines the requirements for the debriefing.</p> <p>*10. The element leader provides the required reconnaissance forms.</p>		

TASK PERFORMANCE / EVALUATION SUMMARY BLOCK							
ITERATION	1	2	3	4	5	M	TOTAL
TOTAL TASK STEPS EVALUATED							
TOTAL TASK STEPS "GO"							
TRAINING STATUS "GO"/"NO-GO"							

"\*" indicates a leader task step.

### SUPPORTING INDIVIDUAL TASKS

Task Number	Task Title
052-196-2002	Determine the Radius of Curves
052-196-2101	Determine the Percent of Slope
052-196-2103	Determine Gap Width
052-196-3030	Prepare a Road Reconnaissance Report
052-196-3031	Prepare a Tunnel Reconnaissance Report
052-196-3032	Prepare a Ford Reconnaissance Report
052-196-3033	Prepare a Bridge Reconnaissance Report
052-196-3035	Prepare an Engineer Reconnaissance Report

**SUPPORTING INDIVIDUAL TASKS**

<b>Task Number</b>	<b>Task Title</b>
052-196-3065	Prepare a Route Reconnaissance Overlay
052-196-3150	Conduct Route Reconnaissance
052-196-4013	Determine the Military Load Classification (MLC) of a Timber-Trestle Bridge
052-196-4014	Determine the Military Load Classification (MLC) of a Concrete T-Beam Bridge
052-196-4015	Determine the Military Load Classification (MLC) of a Concrete Slab Bridge
052-196-4016	Determine the Military Load Classification (MLC) of a Masonry Arch Bridge
052-196-4020	Determine the Military Load Classification (MLC) Steel Stringer Comp Bridge
052-196-4021	Determine the Military Load Classification (MLC) Steel Stringer Non-Comp Bridge
052-198-2007	Classify Vehicles Using Expedient Methods

**SUPPORTING COLLECTIVE TASKS**

<b>Task Number</b>	<b>Task Title</b>
05-1-1391	Request a Standard Topographic Product
05-2-1218	Conduct Report Procedures
05-2-7008	Prepare an Operation Order (OPORD) (Company/Platoon)

**OPFOR TASKS AND STANDARDS**

**TASK:** Conduct an Ambush (5-OPFOR-0007)

**CONDITION:** The enemy is moving in a convoy. The opposing forces (OPFOR) element is positioned along the enemy's route.

**STANDARD:** The OPFOR element inflicts casualties on the enemy and causes vehicle and equipment damage. 1. Prepares an ambush site before the element arrives. 2. Surprises march element forces. 3. Inflicts heavy casualties within the designated kill zone. 4. Inflicts heavy damage to vehicles and equipment within the designated kill zone. 5. Delays the march element from reaching a specified destination for a specified period of time. 6. Withdraws on order. 7. Sustains no casualties. 8. Reports actions to superiors.

**TASK:** Disrupt Movement (5-OPFOR-0014)

**CONDITION:** The enemy is expected to move through the opposing forces (OPFOR) element's area of operations. The OPFOR element has received an operation order (OPORD) or fragmentary order (FRAGO) to disrupt enemy movement. The enemy has the capability to defend with direct fire and antiarmor weapons.

**STANDARD:** The OPFOR element delays enemy movement. 1. Delays the element. 2. Forces the element to deviate from its route. 3. Prevents the element from reaching its destination. 4. Surprises the element's main body.

**TASK:** Disrupt a Route Reconnaissance (5-OPFOR-0021)

**CONDITION:** The enemy is conducting a route reconnaissance. The opposing forces (OPFOR) element is positioned along the enemy's route.

**STANDARD:** The OPFOR element attempts to disrupt a squad/section conducting a route reconnaissance. 1. Prevents the unit from meeting its specified time schedule. 2. Forces the unit to deviate from its specified route. 3. Prevents the unit from reaching its assigned destination. 4. Surprises the squad/section. 5. Inflicts casualties on the unit.

**TASK:** Conduct Sniper Operations (5-OPFOR-0006)

**CONDITION:** The opposing forces (OPFOR) element has assigned snipers (regular or irregular elements) in the enemy's rear area along the main supply route (MSR) and near support sites.

**STANDARD:** The OPFOR element kills or wounds targets. 1. Sets up a well-concealed location. 2. Engages vehicle drivers or personnel on foot with short bursts of semiautomatic fire. 3. Kills or wounds selected targets. 4. Prevents the position from being discovered by enemy forces. 5. Evacuates the area without being spotted. 6. Reports all specified priority intelligence requirements (PIR) and other intelligence requirements to the OPFOR headquarters (HQ).

**TASK:** Surrender to the Capturing Unit on the Battlefield (5-OPFOR-0024)

**CONDITION:** The enemy has captured the opposing forces (OPFOR) element's soldiers, documents, and equipment sensitive to the OPFOR tactical operations.

**STANDARD:** The OPFOR soldiers retain or destroy documents and equipment. The OPFOR element surrenders documents and equipment of no tactical use to the enemy and attempts to conceal or destroy items of tactical value. The OPFOR element attempts escape and evasion. 1. Prevents the successful capture of documents and equipment. 2. Destroys documents and equipment. 3. Removes identifying markings from equipment. 4. Removes unit-identifying insignia. 5. Provides misleading information. 6. Plans an escape. 7. Delays movement to the nearest collection point. 8. Prevents safeguarding of enemy prisoners of war (EPWs) in order to cause embarrassment to the United States (US).

**TASK:** Conduct an Attack (5-OPFOR-0008)

**CONDITION:** The enemy is conducting tactical operations. The opposing forces (OPFOR) element receives orders to attack the enemy, the area of occupation, or the main supply route (MSR) with smoke.

**STANDARD:** The OPFOR element disrupts the enemy's movement and smoke operations. 1. Determines the delivery method of the smoke attack. 2. Locates the target. 3. Delivers the smoke attack downwind. 4. Attacks the enemy with smoke, and surge attacks when the enemy responds to the smoke.

**TASK:** Disrupt a Net Control Station (NCS) (5-OPFOR-0019)

**CONDITION:** The enemy has established a NCS. The opposing forces (OPFOR) element has radio and jamming equipment.

**STANDARD:** The OPFOR element attempts to disrupt an NCS. 1. Attempts to locate the radio frequency that the unit is operating on. 2. Attempts to enter the radio net. 3. Attempts to issue "bogus" orders to a unit on the net. 4. Jams the radio frequency and forces the unit to go to an alternate frequency.

**TASK:** Disrupt Construction of Vehicle Fighting Positions (5-OPFOR-0020)

**CONDITION:** The opposing forces (OPFOR) element has located the enemy. The priority intelligence requirements (PIR) and other intelligence obtained by OPFOR patrols indicate the enemy is constructing vehicle fighting positions within its defensive area. The OPFOR element has automatic and antiarmor weapons and light mortars.

**STANDARD:** The OPFOR element attempts to disrupt the enemy's efforts to establish vehicle fighting positions. 1. Locates the defensive area. 2. Surprises the main body. 3. Penetrates the defensive area with squad-size probes. 4. Inflicts casualties on the unit. 5. Destroys vehicles. 6. Disrupts the unit's preparations (prevents or delays beyond the unit's allotted time).

**TASK:** Defeat Obstacles (5-OPFOR-0009)

**CONDITION:** The opposing forces (OPFOR) element encounters an obstacle that blocks the avenue of approach as it advances upon the enemy forces.

**STANDARD:** The OPFOR element bypasses or breaches the enemy obstacle. 1. Detects the obstacle before halting its main body. 2. Defeats the obstacle. a. Bypasses the obstacle without entering the engagement areas. b. Breaches the obstacle within 45 minutes and passes its entire force through the obstacle. 3. Does not incur degradation to the point that the mission must be discontinued.

**TASK:** Disrupt an Engineer Reconnaissance (5-OPFOR-0022)

**CONDITION:** The enemy is conducting an engineer reconnaissance. The opposing forces (OPFOR) element is positioned along the enemy's route.

**STANDARD:** The OPFOR element disrupts an engineer reconnaissance. 1. Prevents the unit from meeting its specified time schedule. 2. Forces the unit to deviate from its specified route. 3. Prevents the unit from accomplishing its assigned engineer reconnaissance. 4. Surprises the unit conducting the reconnaissance.

**TASK:** Conduct an Aerial Reconnaissance (5-OPFOR-0010)

**CONDITION:** The opposing forces (OPFOR) headquarters (HQ) element requires intelligence on the locations and identification of enemy elements. An aircraft is dispatched to take photographs and make a visual inspection of the enemy rear area.

**STANDARD:** The OPFOR element gathers photograph intelligence of the enemy. 1. Photographs the assigned sectors. 2. Makes quick visual checks where the ceiling is low. 3. Locates enemy positions in the area, particularly support and storage bases, and command and control (C2) facilities. 4. Sustains no loss of aircraft. 5. Reports priority intelligence requirements (PIR) and other information requirements to the OPFOR HQ.

**TASK:** Conduct Terrorist and Saboteur Attacks (5-OPFOR-0005)

**CONDITION:** The opposing forces (OPFOR) element dispatches small teams into the enemy's rear area to disrupt combat service support (CSS) operations.

**STANDARD:** The enemy sustains disrupted command and control (C2), destroyed equipment and supplies, and light casualties. 1. Locates rear support bases and C2 facilities. 2. Delays and disrupts CSS operations through probes. 3. Infiltrates CSS bases to conduct sabotage and terrorist activities. 4. Inflicts light casualties. 5. Destroys supplies and equipment.

**TASK:** Defend a Minefield (5-OPFOR-0023)

**CONDITION:** The enemy is conducting a minefield sweeping operation. The opposing forces (OPFOR) element has a minefield placed in the enemy's path. The minefield is under constant observation and fire.

**STANDARD:** The OPFOR element defends a minefield against an enemy element conducting a minefield sweeping operation. 1. Prevents the unit from detecting the obstacle. 2. Disrupts the minefield sweeping operation. 3. Prevents the unit from conducting the minefield sweeping operation, prevents the unit from moving all personnel through the breach or delays the completion of the minefield sweeping operation for more than 45 minutes.

**TASK:** Conduct a Raid (5-OPFOR-0004)

**CONDITION:** The opposing forces (OPFOR) element has occupied an objective rally point and has orders to conduct a raid on a combat service support (CSS) base.

**STANDARD:** The OPFOR element infiltrates the enemy's base and destroys all of the targets. 1. Surprises the enemy forces. 2. Assaults the support base and accomplishes the assigned tasks. 3. Destroys the specified equipment and supplies. 4. Avoids being decisively engaged. 5. Withdraws all personnel from the objective areas within the time prescribed. 6. Obtains all priority intelligence requirements (PIR) from the raid site. 7. Sustains only light casualties from enemy fire.

**TASK:** Disrupt Defensive Preparations (5-OPFOR-0018)

**CONDITION:** The opposing forces (OPFOR) element has located the enemy. Priority intelligence requirements (PIR) and other intelligence requirements obtained by OPFOR patrols indicate that the enemy elements are establishing defensive positions. The OPFOR element has automatic and antiarmor weapons and light mortars.

**STANDARD:** The OPFOR element disrupts and delays the enemy's defensive preparations. 1. Locates and penetrates the enemy's security system. 2. Forces the enemy to delay defensive preparations. 3. Disrupts the enemy's obstacle preparations.

**TASK:** Disrupt Quartering Party Operations (5-OPFOR-0017)

**CONDITION:** The enemy is conducting quartering party operations. It has established an assembly area (AA) but has not moved in the main body.

**STANDARD:** The opposing forces (OPFOR) element attempts to disrupt quartering party operations and infiltrate the enemy's AA. 1. Locates the quartering party and the AA. 2. Surprises the main body. 3. Penetrates the AA with squad-size probes. 4. Inflicts personnel casualties and vehicle damage. 5. Disrupts the unit's preparations (prevents or delays beyond the unit's allotted time).

**TASK:** Disrupt Enemy Movement and Operations Using Tactical Nuclear Weapons (5-OPFOR-0016)

**CONDITION:** The opposing forces (OPFOR) element has located the enemy. Priority intelligence requirements (PIR) and other intelligence requirements have been obtained by OPFOR patrols. Tactical nuclear weapons are employed against key locations in the rear area.

**STANDARD:** The OPFOR element disrupts enemy movement and operations. 1. Disrupts or delays the movement of the enemy's equipment and supplies to the forward areas. 2. Destroys enemy equipment and supplies. 3. Inflicts a high rate of nuclear casualties among the enemy forces. 4. Denies the enemy the use of specified areas. 5. Contaminates the enemy's equipment and supplies.

**TASK:** Disrupt Enemy Movement and Operations Using Persistent and Nonpersistent Chemical Weapons (5-OPFOR-0015)

**CONDITION:** The opposing forces (OPFOR) element has located the enemy. Priority intelligence requirements (PIR) and other intelligence requirements have been obtained by OPFOR patrols. The OPFOR units deliver chemical agents, by means of conventional artillery weapons or aircraft, along selected supply routes and key bases in the rear area.

**STANDARD:** The OPFOR element disrupts enemy movement and operations using persistent and nonpersistent chemical weapons. 1. Delivers chemical agents in low and densely wooded areas. 2. Delays the movement of enemy supplies and equipment to the forward areas. 3. Restricts the movement of the enemy units in the rear area. 4. Channels the movement of enemy units into predesignated ambush areas. 5. Contaminates enemy supplies and equipment. 6. Inflicts a high rate of casualties on enemy forces.

**TASK:** Counter Passage of Lines (5-OPFOR-0012)

**CONDITION:** Enemy forces are in defensive positions, but they are expected to attempt passage-of-lines operations. The opposing forces (OPFOR) received orders to disrupt enemy passage-of-lines operations.

**STANDARD:** The OPFOR element delays or prevents enemy passage of lines. 1. Delays the passage. 2. Prevents the company from moving all personnel through the stationary unit. 3. Engages the main body of either the moving or the stationary unit.

**TASK:** Conduct Air Attacks (5-OPFOR-0002)

**CONDITION:** The opposing forces (OPFOR) element in the rear area has forwarded the positions of the enemy support sites or the locations of moving elements. The OPFOR aircraft have been dispatched to attack enemy installations or convoys.

**STANDARD:** The OPFOR element attempts to delay, disrupt, or damage the enemy targets by air. 1. Locates the target (support sites or convoys). 2. Makes attack runs on the designated targets. 3. Inflicts heavy damage to the selected target. 4. Sustains no loss of aircraft. 5. Delays moving the force for more than one hour.

**TASK:** Attack (5-OPFOR-0001)

**CONDITION:** The opposing forces (OPFOR) element has located the enemy. The priority intelligence requirements (PIR) and other intelligence requirements have been obtained by OPFOR patrols. The OPFOR element has automatic and antiarmor weapons and light mortars.

**STANDARD:** The OPFOR element attempts to seize the terrain, vehicles, or equipment. 1. Develops an attack plan. 2. Surprises the enemy unit's main body. 3. Initiates the attack using a scheme of maneuver that exploits the enemy's flanks, gaps, and weaknesses. 4. Uses covered and concealed routes to approach the enemy forces' flanks, gaps, or weakly held areas. 5. Employs indirect fire to support the attack. 6. Penetrates enemy defenses. 7. Destroys equipment and supplies. 8. Inflicts heavy casualties. 9. Isolates the combat service support (CSS) base by blocking reinforcements. 10. Forces enemy units to displace. 11. Avoids being fixed in one position. 12. Withdraws before the CSS base is reinforced with tactical combat forces.

**TASK:** Disrupt Assembly Area (AA) Activities (5-OPFOR-0013)

**CONDITION:** Intelligence reports indicate that platoon- and company-size enemy units are operating in the opposing forces (OPFOR) area of operations. Enemy units can defend from AAs with direct fire, antiarmor weapons, and indirect fire. The enemy has close air support (CAS) and nuclear, biological, and chemical (NBC) capabilities.

**STANDARD:** The OPFOR element locates and disrupts the enemy's AA activities. 1. Locates the element's AA. 2. Probes the AA with squad- or team-size elements. 3. Inflicts more than 5 percent casualties on the element. 4. Disrupts the element's preparations (prevents or delays beyond the element's allotted time).

**TASK:** Maintain Contact (5-OPFOR-0003)

**CONDITION:** The opposing forces (OPFOR) element is engaged with enemy base defense forces. The enemy forces are withdrawing under pressure.

**STANDARD:** The OPFOR element maintains enemy contact while the enemy withdraws. 1. Engages the enemy forces decisively. 2. Advances the OPFOR as the enemy forces withdraw. 3. Inflicts heavy casualties. 4. Captures the members of the enemy force. 5. Captures documents and equipment. 6. Safeguards captured documents, equipment, and personnel.



**ELEMENTS:** Three Combat Mobility Platoons  
 Nine Combat Engineer Squads  
 Mobility Support Platoon  
 Three Mobility Sections

**TASK:** Conduct a Tactical Reconnaissance (05-3-0413)

(FM 5-170)

(FM 5-100)

(FM 5-34)

(FM 7-7)

(FM 7-7J)

(FM 7-8)

**ITERATION:** 1 2 3 4 5 M (Circle)

**COMMANDER/LEADER ASSESSMENT:** T P U (Circle)

**CONDITIONS:** The element leader receives a fragmentary order (FRAGO) or an operations order (OPORD) to conduct a tactical reconnaissance for the purpose of gathering essential data and intelligence in the new area of operations (AO). Digital units have performed functionality checks, and systems are operational. The area is unsecured and enemy contact is possible. The element will be in conducting continuous tactical operations during daylight and darkness. Some iterations of this task should be performed in MOPP4.

**TASK STANDARDS:** The Operations and Training Officer (US Army) (S3), the Intelligence Officer (US Army) (S2), or the task force (TF) engineer, along with the commander, prepares the reconnaissance and surveillance (R&S) plan. The reconnaissance teams verify and accurately report the intelligence requirements (IR) and the priority intelligence requirements (PIR) to the S3, the S2, or the TF engineer. Digital units send reports, orders, and overlays through digital means. Appropriate follow-up Department of the Army (DA) forms are submitted according to the unit's tactical standing operating procedure (TACSOP). The element completes the reconnaissance within the time specified in the FRAGO or the OPORD. The time required to perform this task is increased when conducting it in mission-oriented protection posture (MOPP) 4.

TASK STEPS AND PERFORMANCE MEASURES	GO	NO-GO
<p>* 1. The element leader receives a FRAGO or an OPORD to conduct a tactical reconnaissance.</p> <p>NOTE: Digital units have access to Digital Topographic Support System (DTSS) products to assist in the reconnaissance process.</p> <ul style="list-style-type: none"> <li>a. Coordinated through the S3 or the TF engineer for the ground security force or the aviation security force.</li> <li>b. Requested an enemy situation brief from the S2.</li> <li>c. Conducted a thorough map reconnaissance including the start points (SPs), the release points (RPs), and the route and terrain.</li> <li>d. Reviewed the unit's TACSOP or standing operating procedure (SOP).</li> <li>e. Met the commander's intent and requirements for the area, the route, or the zone reconnaissance (observation and fields of fire, cover and concealment, obstacles, key terrain, and avenues of approach [OCOKA]).</li> </ul> <p>* 2. The element leader briefs the subunit leaders on the reconnaissance mission.</p> <ul style="list-style-type: none"> <li>a. Used the five-paragraph order format to include--             <ul style="list-style-type: none"> <li>(1) Whether the unit was mounted or dismounted.</li> <li>(2) The objectives of the reconnaissance.</li> <li>(3) Time and distance factors.</li> <li>(4) Noise and light discipline.</li> <li>(5) The methods of communication.</li> <li>(6) The action of the security team upon enemy contact.</li> </ul> </li> <li>b. Conducted troop-leading procedures.</li> </ul>		

TASK STEPS AND PERFORMANCE MEASURES	GO	NO-GO
<p>c. Conducted precombat checks (PCCs) and precombat inspections (PCIs).</p> <p>d. Obtained the required equipment, forms, and material for the reconnaissance.</p> <p>NOTE: See FM 5-170 for additional reconnaissance techniques.</p> <p>3. The reconnaissance team supports the area reconnaissance and provides critical information.</p> <p>a. Reconnoitered all terrain.</p> <p>b. Inspected and classified all bridges.</p> <p>c. Located the suitable fords or crossing sites near all bridges.</p> <p>d. Inspected and classified all overpasses, underpasses, and culverts.</p> <p>e. Located obstacles.</p> <p>f. Located bypasses around built-up areas, obstacles, and contaminated areas.</p> <p>g. Located and reported all enemy forces.</p> <p>h. Provided the current and projected enemy situation.</p> <p>NOTE: See FM 5-170 for more detailed information.</p> <p>4. The reconnaissance team supports a zone reconnaissance and provides critical information.</p> <p>a. Reconnoitered all key terrain.</p> <p>b. Inspected and classified all key bridges.</p> <p>c. Located the suitable fords or crossing sites near all bridges.</p> <p>d. Inspected and classified all overpasses, underpasses, and culverts.</p> <p>e. Located obstacles in the zone determining how to reduce the obstacles (assets and time).</p> <p>f. Located the bypasses around built-up areas, obstacles, and contaminated areas.</p> <p>g. Reported any sightings of enemy forces.</p> <p>NOTE: See reference FM 5-170 for more detailed information. Digital units send reports and reconnaissance information using the Army Battle Command System (ABCS). Follow-up of the appropriate DA forms is required according to Standardization Agreement (STANAG) procedures and the unit's SOP.</p> <p>5. The reconnaissance team supports the route reconnaissance and provides critical information.</p> <p>a. Determined the route's trafficability.</p> <p>b. Reconnoitered the limit of direct-fire range and the terrain dominating the route.</p> <p>c. Reconnoitered all built-up areas, and identified--</p> <p>(1) The bypass routes.</p> <p>(2) The construction supplies and equipment.</p> <p>(3) The ambush sites.</p> <p>(4) Any evidence of booby traps.</p> <p>(5) Suitable sites for command and control facilities and combat service support (CSS) facilities.</p> <p>d. Reconnoitered all lateral routes to the limit of direct-fire range.</p> <p>e. Inspected and classified all bridges.</p> <p>f. Located the fords or crossing sites near all bridges.</p> <p>(1) Determined the fordability and located nearby bypasses to support the combat and CSS units.</p> <p>(2) Marked the bridge classifications.</p> <p>(3) Marked the bypass route.</p> <p>g. Inspected and classified all overpasses, underpasses, and culverts.</p> <p>h. Reconnoitered all defiles.</p>		

TASK STEPS AND PERFORMANCE MEASURES	GO	NO-GO
i. Located obstacles. j. Located the bypasses around built-up areas, obstacles, and contaminated areas. k. Reported the route information. l. Located and reported all enemy forces that could influence movement along the route.  * 6. The S3, the S2, or the TF engineer debriefs the element leader and the reconnaissance team. The unit's TACSOP or SOP will determine the requirements for the debriefing. The element leader-- a. Provided the required reconnaissance forms. b. Provided the required overlays.		

TASK PERFORMANCE / EVALUATION SUMMARY BLOCK							
ITERATION	1	2	3	4	5	M	TOTAL
TOTAL TASK STEPS EVALUATED							
TOTAL TASK STEPS "GO"							
TRAINING STATUS "GO"/"NO-GO"							

"\*" indicates a leader task step.

#### SUPPORTING INDIVIDUAL TASKS

Task Number	Task Title
052-193-3071	Determine Method of Bridge Attack
052-196-3065	Prepare a Route Reconnaissance Overlay
052-196-3150	Conduct Route Reconnaissance
052-196-4013	Determine the Military Load Classification (MLC) of a Timber-Trestle Bridge
052-196-4014	Determine the Military Load Classification (MLC) of a Concrete T-Beam Bridge
052-196-4015	Determine the Military Load Classification (MLC) of a Concrete Slab Bridge
052-196-4016	Determine the Military Load Classification (MLC) of a Masonry Arch Bridge
052-196-4020	Determine the Military Load Classification (MLC) Steel Stringer Comp Bridge
052-196-4021	Determine the Military Load Classification (MLC) Steel Stringer Non-Comp Bridge
052-225-2020	Recon a Potential Armored Vehicle Launched Bridge (AVLB) Launch Site

#### SUPPORTING COLLECTIVE TASKS

Task Number	Task Title
05-1-1391	Request a Standard Topographic Product
05-2-7008	Prepare an Operation Order (OPORD) (Company/Platoon)

#### OPFOR TASKS AND STANDARDS

**TASK:** Surrender to the Capturing Unit on the Battlefield (5-OPFOR-0024)

**CONDITION:** The enemy has captured the opposing forces (OPFOR) element's soldiers, documents, and equipment sensitive to the OPFOR tactical operations.

**STANDARD:** The OPFOR soldiers retain or destroy documents and equipment. The OPFOR element surrenders documents and equipment of no tactical use to the enemy and attempts to conceal or destroy items of tactical value. The OPFOR element attempts escape and evasion. 1. Prevents the successful capture of documents and equipment. 2. Destroys documents and equipment. 3. Removes identifying markings from equipment. 4. Removes unit-identifying insignia. 5. Provides misleading information. 6. Plans an escape. 7. Delays movement to the nearest collection point. 8. Prevents safeguarding of enemy prisoners of war (EPWs) in order to cause embarrassment to the United States (US).

**TASK:** Conduct an Ambush (5-OPFOR-0007)

**CONDITION:** The enemy is moving in a convoy. The opposing forces (OPFOR) element is positioned along the enemy's route.

**STANDARD:** The OPFOR element inflicts casualties on the enemy and causes vehicle and equipment damage. 1. Prepares an ambush site before the element arrives. 2. Surprises march element forces. 3. Inflicts heavy casualties within the designated kill zone. 4. Inflicts heavy damage to vehicles and equipment within the designated kill zone. 5. Delays the march element from reaching a specified destination for a specified period of time. 6. Withdraws on order. 7. Sustains no casualties. 8. Reports actions to superiors.

**TASK:** Gather Intelligence (5-OPFOR-0011)

**CONDITION:** The opposing forces (OPFOR) small element, operating in the rear area, is planning attacks on enemy bases. Information is needed to complete the plans.

**STANDARD:** The OPFOR element infiltrates, gathers intelligence information, and submits its findings to the command. 1. Identifies all priority intelligence requirements (PIR) and other intelligence requirements. 2. Passes through any outpost, defensive wire, or warning devices undetected. 3. Moves to an observation point that offers cover and concealment and is clear enough to gather PIR and other intelligence requirements. 4. Gathers all PIR and other intelligence requirements. 5. Withdraws from the area undetected. 6. Reports all information to the OPFOR headquarters (HQ).

**TASK:** Disrupt Movement (5-OPFOR-0014)

**CONDITION:** The enemy is expected to move through the opposing forces (OPFOR) element's area of operations. The OPFOR element has received an operation order (OPORD) or fragmentary order (FRAGO) to disrupt enemy movement. The enemy has the capability to defend with direct fire and antiarmor weapons.

**STANDARD:** The OPFOR element delays enemy movement. 1. Delays the element. 2. Forces the element to deviate from its route. 3. Prevents the element from reaching its destination. 4. Surprises the element's main body.

**TASK:** Disrupt a Route Reconnaissance (5-OPFOR-0021)

**CONDITION:** The enemy is conducting a route reconnaissance. The opposing forces (OPFOR) element is positioned along the enemy's route.

**STANDARD:** The OPFOR element attempts to disrupt a squad/section conducting a route reconnaissance. 1. Prevents the unit from meeting its specified time schedule. 2. Forces the unit to deviate from its specified route. 3. Prevents the unit from reaching its assigned destination. 4. Surprises the squad/section. 5. Inflicts casualties on the unit.

**TASK:** Conduct an Attack (5-OPFOR-0008)

**CONDITION:** The enemy is conducting tactical operations. The opposing forces (OPFOR) element receives orders to attack the enemy, the area of occupation, or the main supply route (MSR) with smoke.

**STANDARD:** The OPFOR element disrupts the enemy's movement and smoke operations. 1. Determines the delivery method of the smoke attack. 2. Locates the target. 3. Delivers the smoke attack downwind. 4. Attacks the enemy with smoke, and surge attacks when the enemy responds to the smoke.

**TASK:** Disrupt a Net Control Station (NCS) (5-OPFOR-0019)

**CONDITION:** The enemy has established a NCS. The opposing forces (OPFOR) element has radio and jamming equipment.

**STANDARD:** The OPFOR element attempts to disrupt an NCS. 1. Attempts to locate the radio frequency that the unit is operating on. 2. Attempts to enter the radio net. 3. Attempts to issue "bogus" orders to a unit on the net. 4. Jams the radio frequency and forces the unit to go to an alternate frequency.

**TASK:** Disrupt Construction of Vehicle Fighting Positions (5-OPFOR-0020)

**CONDITION:** The opposing forces (OPFOR) element has located the enemy. The priority intelligence requirements (PIR) and other intelligence obtained by OPFOR patrols indicate the enemy is constructing vehicle fighting positions within its defensive area. The OPFOR element has automatic and antiarmor weapons and light mortars.

**STANDARD:** The OPFOR element attempts to disrupt the enemy's efforts to establish vehicle fighting positions. 1. Locates the defensive area. 2. Surprises the main body. 3. Penetrates the defensive area with squad-size probes. 4. Inflicts casualties on the unit. 5. Destroys vehicles. 6. Disrupts the unit's preparations (prevents or delays beyond the unit's allotted time).

**TASK:** Defeat Obstacles (5-OPFOR-0009)

**CONDITION:** The opposing forces (OPFOR) element encounters an obstacle that blocks the avenue of approach as it advances upon the enemy forces.

**STANDARD:** The OPFOR element bypasses or breaches the enemy obstacle. 1. Detects the obstacle before halting its main body. 2. Defeats the obstacle. a. Bypasses the obstacle without entering the engagement areas. b. Breaches the obstacle within 45 minutes and passes its entire force through the obstacle. 3. Does not incur degradation to the point that the mission must be discontinued.

**TASK:** Disrupt an Engineer Reconnaissance (5-OPFOR-0022)

**CONDITION:** The enemy is conducting an engineer reconnaissance. The opposing forces (OPFOR) element is positioned along the enemy's route.

**STANDARD:** The OPFOR element disrupts an engineer reconnaissance. 1. Prevents the unit from meeting its specified time schedule. 2. Forces the unit to deviate from its specified route. 3. Prevents the unit from accomplishing its assigned engineer reconnaissance. 4. Surprises the unit conducting the reconnaissance.

**TASK:** Conduct an Aerial Reconnaissance (5-OPFOR-0010)

**CONDITION:** The opposing forces (OPFOR) headquarters (HQ) element requires intelligence on the locations and identification of enemy elements. An aircraft is dispatched to take photographs and make a visual inspection of the enemy rear area.

**STANDARD:** The OPFOR element gathers photograph intelligence of the enemy. 1. Photographs the assigned sectors. 2. Makes quick visual checks where the ceiling is low. 3. Locates enemy positions in the area, particularly support and storage bases, and command and control (C2) facilities. 4. Sustains no loss of aircraft. 5. Reports priority intelligence requirements (PIR) and other information requirements to the OPFOR HQ.

**TASK:** Conduct Terrorist and Saboteur Attacks (5-OPFOR-0005)

**CONDITION:** The opposing forces (OPFOR) element dispatches small teams into the enemy's rear area to disrupt combat service support (CSS) operations.

**STANDARD:** The enemy sustains disrupted command and control (C2), destroyed equipment and supplies, and light casualties. 1. Locates rear support bases and C2 facilities. 2. Delays and disrupts CSS operations through probes. 3. Infiltrates CSS bases to conduct sabotage and terrorist activities. 4. Inflicts light casualties. 5. Destroys supplies and equipment.

**TASK:** Defend a Minefield (5-OPFOR-0023)

**CONDITION:** The enemy is conducting a minefield sweeping operation. The opposing forces (OPFOR) element has a minefield placed in the enemy's path. The minefield is under constant observation and fire.

**STANDARD:** The OPFOR element defends a minefield against an enemy element conducting a minefield sweeping operation. 1. Prevents the unit from detecting the obstacle. 2. Disrupts the minefield sweeping operation. 3. Prevents the unit from conducting the minefield sweeping operation, prevents the unit from moving all personnel through the breach or delays the completion of the minefield sweeping operation for more than 45 minutes.

**TASK:** Conduct a Raid (5-OPFOR-0004)

**CONDITION:** The opposing forces (OPFOR) element has occupied an objective rally point and has orders to conduct a raid on a combat service support (CSS) base.

**STANDARD:** The OPFOR element infiltrates the enemy's base and destroys all of the targets. 1. Surprises the enemy forces. 2. Assaults the support base and accomplishes the assigned tasks. 3. Destroys the specified equipment and supplies. 4. Avoids being decisively engaged. 5. Withdraws all personnel from the objective areas within the time prescribed. 6. Obtains all priority intelligence requirements (PIR) from the raid site. 7. Sustains only light casualties from enemy fire.

**TASK:** Disrupt Defensive Preparations (5-OPFOR-0018)

**CONDITION:** The opposing forces (OPFOR) element has located the enemy. Priority intelligence requirements (PIR) and other intelligence requirements obtained by OPFOR patrols indicate that the enemy elements are establishing defensive positions. The OPFOR element has automatic and antiarmor weapons and light mortars.

**STANDARD:** The OPFOR element disrupts and delays the enemy's defensive preparations. 1. Locates and penetrates the enemy's security system. 2. Forces the enemy to delay defensive preparations. 3. Disrupts the enemy's obstacle preparations.

**TASK:** Disrupt Quartering Party Operations (5-OPFOR-0017)

**CONDITION:** The enemy is conducting quartering party operations. It has established an assembly area (AA) but has not moved in the main body.

**STANDARD:** The opposing forces (OPFOR) element attempts to disrupt quartering party operations and infiltrate the enemy's AA. 1. Locates the quartering party and the AA. 2. Surprises the main body. 3. Penetrates the AA with squad-size probes. 4. Inflicts personnel casualties and vehicle damage. 5. Disrupts the unit's preparations (prevents or delays beyond the unit's allotted time).

**TASK:** Disrupt Enemy Movement and Operations Using Tactical Nuclear Weapons (5-OPFOR-0016)

**CONDITION:** The opposing forces (OPFOR) element has located the enemy. Priority intelligence requirements (PIR) and other intelligence requirements have been obtained by OPFOR patrols. Tactical nuclear weapons are employed against key locations in the rear area.

**STANDARD:** The OPFOR element disrupts enemy movement and operations. 1. Disrupts or delays the movement of the enemy's equipment and supplies to the forward areas. 2. Destroys enemy equipment and supplies. 3. Inflicts a high rate of nuclear casualties among the enemy forces. 4. Denies the enemy the use of specified areas. 5. Contaminates the enemy's equipment and supplies.

**TASK:** Disrupt Enemy Movement and Operations Using Persistent and Nonpersistent Chemical Weapons (5-OPFOR-0015)

**CONDITION:** The opposing forces (OPFOR) element has located the enemy. Priority intelligence requirements (PIR) and other intelligence requirements have been obtained by OPFOR patrols. The OPFOR units deliver chemical agents, by means of conventional artillery weapons or aircraft, along selected supply routes and key bases in the rear area.

**STANDARD:** The OPFOR element disrupts enemy movement and operations using persistent and nonpersistent chemical weapons. 1. Delivers chemical agents in low and densely wooded areas. 2. Delays the movement of enemy supplies and equipment to the forward areas. 3. Restricts the movement of the enemy units in the rear area. 4. Channels the movement of enemy units into predesignated ambush areas. 5. Contaminates enemy supplies and equipment. 6. Inflicts a high rate of casualties on enemy forces.

**TASK:** Counter Passage of Lines (5-OPFOR-0012)

**CONDITION:** Enemy forces are in defensive positions, but they are expected to attempt passage-of-lines operations. The opposing forces (OPFOR) received orders to disrupt enemy passage-of-lines operations.

**STANDARD:** The OPFOR element delays or prevents enemy passage of lines. 1. Delays the passage. 2. Prevents the company from moving all personnel through the stationary unit. 3. Engages the main body of either the moving or the stationary unit.

**TASK:** Conduct Sniper Operations (5-OPFOR-0006)

**CONDITION:** The opposing forces (OPFOR) element has assigned snipers (regular or irregular elements) in the enemy's rear area along the main supply route (MSR) and near support sites.

**STANDARD:** The OPFOR element kills or wounds targets. 1. Sets up a well-concealed location. 2. Engages vehicle drivers or personnel on foot with short bursts of semiautomatic fire. 3. Kills or wounds selected targets. 4. Prevents the position from being discovered by enemy forces. 5. Evacuates the area without being spotted. 6. Reports all specified priority intelligence requirements (PIR) and other intelligence requirements to the OPFOR headquarters (HQ).

**TASK:** Conduct Air Attacks (5-OPFOR-0002)

**CONDITION:** The opposing forces (OPFOR) element in the rear area has forwarded the positions of the enemy support sites or the locations of moving elements. The OPFOR aircraft have been dispatched to attack enemy installations or convoys.

**STANDARD:** The OPFOR element attempts to delay, disrupt, or damage the enemy targets by air. 1. Locates the target (support sites or convoys). 2. Makes attack runs on the designated targets. 3. Inflicts heavy damage to the selected target. 4. Sustains no loss of aircraft. 5. Delays moving the force for more than one hour.

**TASK:** Attack (5-OPFOR-0001)

**CONDITION:** The opposing forces (OPFOR) element has located the enemy. The priority intelligence requirements (PIR) and other intelligence requirements have been obtained by OPFOR patrols. The OPFOR element has automatic and antiarmor weapons and light mortars.

**STANDARD:** The OPFOR element attempts to seize the terrain, vehicles, or equipment. 1. Develops an attack plan. 2. Surprises the enemy unit's main body. 3. Initiates the attack using a scheme of maneuver that exploits the enemy's flanks, gaps, and weaknesses. 4. Uses covered and concealed routes to approach the enemy forces' flanks, gaps, or weakly held areas. 5. Employs indirect fire to support the attack. 6. Penetrates enemy defenses. 7. Destroys equipment and supplies. 8. Inflicts heavy casualties. 9. Isolates the combat service support (CSS) base by blocking reinforcements. 10. Forces enemy units to displace. 11. Avoids being fixed in one position. 12. Withdraws before the CSS base is reinforced with tactical combat forces.

**TASK:** Disrupt Assembly Area (AA) Activities (5-OPFOR-0013)

**CONDITION:** Intelligence reports indicate that platoon- and company-size enemy units are operating in the opposing forces (OPFOR) area of operations. Enemy units can defend from AAs with direct fire, antiarmor weapons, and indirect fire. The enemy has close air support (CAS) and nuclear, biological, and chemical (NBC) capabilities.

**STANDARD:** The OPFOR element locates and disrupts the enemy's AA activities. 1. Locates the element's AA. 2. Probes the AA with squad- or team-size elements. 3. Inflicts more than 5 percent casualties on the element. 4. Disrupts the element's preparations (prevents or delays beyond the element's allotted time).

**TASK:** Maintain Contact (5-OPFOR-0003)

**CONDITION:** The opposing forces (OPFOR) element is engaged with enemy base defense forces. The enemy forces are withdrawing under pressure.

**STANDARD:** The OPFOR element maintains enemy contact while the enemy withdraws. 1. Engages the enemy forces decisively. 2. Advances the OPFOR as the enemy forces withdraw. 3. Inflicts heavy casualties. 4. Captures the members of the enemy force. 5. Captures documents and equipment. 6. Safeguards captured documents, equipment, and personnel.



**ELEMENT:** Company Headquarters

**TASK:** Process Captured Documents and Equipment (19-3-3105.05-T01A)  
(FM 3-19.40 (FM 19-40))

**ITERATION:** 1 2 3 4 5 M (Circle)

**COMMANDER/LEADER ASSESSMENT:** T P U (Circle)

**CONDITIONS:** The enemy's equipment and documents have been captured. Some iterations of this task should be performed in MOPP4.

**TASK STANDARDS:** The element processes all captured equipment and documents based on disposition instructions and within the time standards established by higher headquarters (HQ). The time required to perform this task is increased when conducting it in mission-oriented protection posture (MOPP) 4.

TASK STEPS AND PERFORMANCE MEASURES	GO	NO-GO
1. The element tags all captured equipment and documents. <ul style="list-style-type: none"> <li>a. Described the type of equipment and documents, such as maps, photos, rifles, and radios.</li> <li>b. Annotated the date and time of capture.</li> <li>c. Provided the place (grid coordinates) of capture.</li> <li>d. Noted the capturing unit.</li> <li>e. Furnished the circumstances of the capture.</li> <li>f. Identified the prisoner's name on the tag, if the items were taken from the enemy prisoners of war (EPWs).</li> </ul>		
* 2. The element leader reports the capture of equipment and documents to higher HQ. <ul style="list-style-type: none"> <li>a. Described the type of equipment and documents.</li> <li>b. Stated the date and time of capture.</li> <li>c. Identified the capturing unit.</li> <li>d. Furnished the place (grid coordinates) of the capture.</li> </ul>		
* 3. The element leader disposes of the equipment and documents according to the guidance received from higher HQ. <ul style="list-style-type: none"> <li>a. Destroyed, secured, evacuated, or abandoned the equipment.</li> <li>b. Evacuated the documents through the chain of command to intelligence personnel.</li> </ul>		

TASK PERFORMANCE / EVALUATION SUMMARY BLOCK							
ITERATION	1	2	3	4	5	M	TOTAL
TOTAL TASK STEPS EVALUATED							
TOTAL TASK STEPS "GO"							
TRAINING STATUS "GO"/"NO-GO"							

"\*" indicates a leader task step.

**SUPPORTING INDIVIDUAL TASKS:** NONE

**SUPPORTING COLLECTIVE TASKS: NONE**

**OPFOR TASKS AND STANDARDS**

**TASK:** Disrupt a Route Reconnaissance (5-OPFOR-0021)

**CONDITION:** The enemy is conducting a route reconnaissance. The opposing forces (OPFOR) element is positioned along the enemy's route.

**STANDARD:** The OPFOR element attempts to disrupt a squad/section conducting a route reconnaissance. 1. Prevents the unit from meeting its specified time schedule. 2. Forces the unit to deviate from its specified route. 3. Prevents the unit from reaching its assigned destination. 4. Surprises the squad/section. 5. Inflicts casualties on the unit.

**TASK:** Conduct an Attack (5-OPFOR-0008)

**CONDITION:** The enemy is conducting tactical operations. The opposing forces (OPFOR) element receives orders to attack the enemy, the area of occupation, or the main supply route (MSR) with smoke.

**STANDARD:** The OPFOR element disrupts the enemy's movement and smoke operations. 1. Determines the delivery method of the smoke attack. 2. Locates the target. 3. Delivers the smoke attack downwind. 4. Attacks the enemy with smoke, and surge attacks when the enemy responds to the smoke.

**TASK:** Conduct a Raid (5-OPFOR-0004)

**CONDITION:** The opposing forces (OPFOR) element has occupied an objective rally point and has orders to conduct a raid on a combat service support (CSS) base.

**STANDARD:** The OPFOR element infiltrates the enemy's base and destroys all of the targets. 1. Surprises the enemy forces. 2. Assaults the support base and accomplishes the assigned tasks. 3. Destroys the specified equipment and supplies. 4. Avoids being decisively engaged. 5. Withdraws all personnel from the objective areas within the time prescribed. 6. Obtains all priority intelligence requirements (PIR) from the raid site. 7. Sustains only light casualties from enemy fire.

**TASK:** Conduct an Aerial Reconnaissance (5-OPFOR-0010)

**CONDITION:** The opposing forces (OPFOR) headquarters (HQ) element requires intelligence on the locations and identification of enemy elements. An aircraft is dispatched to take photographs and make a visual inspection of the enemy rear area.

**STANDARD:** The OPFOR element gathers photograph intelligence of the enemy. 1. Photographs the assigned sectors. 2. Makes quick visual checks where the ceiling is low. 3. Locates enemy positions in the area, particularly support and storage bases, and command and control (C2) facilities. 4. Sustains no loss of aircraft. 5. Reports priority intelligence requirements (PIR) and other information requirements to the OPFOR HQ.

**TASK:** Defeat Obstacles (5-OPFOR-0009)

**CONDITION:** The opposing forces (OPFOR) element encounters an obstacle that blocks the avenue of approach as it advances upon the enemy forces.

**STANDARD:** The OPFOR element bypasses or breaches the enemy obstacle. 1. Detects the obstacle before halting its main body. 2. Defeats the obstacle. a. Bypasses the obstacle without entering the engagement areas. b. Breaches the obstacle within 45 minutes and passes its entire force through the obstacle. 3. Does not incur degradation to the point that the mission must be discontinued.

**TASK:** Disrupt Construction of Vehicle Fighting Positions (5-OPFOR-0020)

**CONDITION:** The opposing forces (OPFOR) element has located the enemy. The priority intelligence requirements (PIR) and other intelligence obtained by OPFOR patrols indicate the enemy is constructing vehicle fighting positions within its defensive area. The OPFOR element has automatic and antiarmor weapons and light mortars.

**STANDARD:** The OPFOR element attempts to disrupt the enemy's efforts to establish vehicle fighting positions. 1. Locates the defensive area. 2. Surprises the main body. 3. Penetrates the defensive area with squad-size probes. 4. Inflicts casualties on the unit. 5. Destroys vehicles. 6. Disrupts the unit's preparations (prevents or delays beyond the unit's allotted time).

**TASK:** Disrupt an Engineer Reconnaissance (5-OPFOR-0022)

**CONDITION:** The enemy is conducting an engineer reconnaissance. The opposing forces (OPFOR) element is positioned along the enemy's route.

**STANDARD:** The OPFOR element disrupts an engineer reconnaissance. 1. Prevents the unit from meeting its specified time schedule. 2. Forces the unit to deviate from its specified route. 3. Prevents the unit from accomplishing its assigned engineer reconnaissance. 4. Surprises the unit conducting the reconnaissance.

**TASK:** Defend a Minefield (5-OPFOR-0023)

**CONDITION:** The enemy is conducting a minefield sweeping operation. The opposing forces (OPFOR) element has a minefield placed in the enemy's path. The minefield is under constant observation and fire.

**STANDARD:** The OPFOR element defends a minefield against an enemy element conducting a minefield sweeping operation. 1. Prevents the unit from detecting the obstacle. 2. Disrupts the minefield sweeping operation. 3. Prevents the unit from conducting the minefield sweeping operation, prevents the unit from moving all personnel through the breach or delays the completion of the minefield sweeping operation for more than 45 minutes.

**TASK:** Conduct Terrorist and Saboteur Attacks (5-OPFOR-0005)

**CONDITION:** The opposing forces (OPFOR) element dispatches small teams into the enemy's rear area to disrupt combat service support (CSS) operations.

**STANDARD:** The enemy sustains disrupted command and control (C2), destroyed equipment and supplies, and light casualties. 1. Locates rear support bases and C2 facilities. 2. Delays and disrupts CSS operations through probes. 3. Infiltrates CSS bases to conduct sabotage and terrorist activities. 4. Inflicts light casualties. 5. Destroys supplies and equipment.

**TASK:** Conduct Sniper Operations (5-OPFOR-0006)

**CONDITION:** The opposing forces (OPFOR) element has assigned snipers (regular or irregular elements) in the enemy's rear area along the main supply route (MSR) and near support sites.

**STANDARD:** The OPFOR element kills or wounds targets. 1. Sets up a well-concealed location. 2. Engages vehicle drivers or personnel on foot with short bursts of semiautomatic fire. 3. Kills or wounds selected targets. 4. Prevents the position from being discovered by enemy forces. 5. Evacuates the area without being spotted. 6. Reports all specified priority intelligence requirements (PIR) and other intelligence requirements to the OPFOR headquarters (HQ).

**TASK:** Maintain Contact (5-OPFOR-0003)

**CONDITION:** The opposing forces (OPFOR) element is engaged with enemy base defense forces. The enemy forces are withdrawing under pressure.

**STANDARD:** The OPFOR element maintains enemy contact while the enemy withdraws. 1. Engages the enemy forces decisively. 2. Advances the OPFOR as the enemy forces withdraw. 3. Inflicts heavy casualties. 4. Captures the members of the enemy force. 5. Captures documents and equipment. 6. Safeguards captured documents, equipment, and personnel.

**TASK:** Conduct an Ambush (5-OPFOR-0007)

**CONDITION:** The enemy is moving in a convoy. The opposing forces (OPFOR) element is positioned along the enemy's route.

**STANDARD:** The OPFOR element inflicts casualties on the enemy and causes vehicle and equipment damage. 1. Prepares an ambush site before the element arrives. 2. Surprises march element forces. 3. Inflicts heavy casualties within the designated kill zone. 4. Inflicts heavy damage to vehicles and equipment within the designated kill zone. 5. Delays the march element from reaching a specified destination for a specified period of time. 6. Withdraws on order. 7. Sustains no casualties. 8. Reports actions to superiors.

**TASK:** Surrender to the Capturing Unit on the Battlefield (5-OPFOR-0024)

**CONDITION:** The enemy has captured the opposing forces (OPFOR) element's soldiers, documents, and equipment sensitive to the OPFOR tactical operations.

**STANDARD:** The OPFOR soldiers retain or destroy documents and equipment. The OPFOR element surrenders documents and equipment of no tactical use to the enemy and attempts to conceal or destroy items of tactical value. The OPFOR element attempts escape and evasion. 1. Prevents the successful capture of documents and equipment. 2. Destroys documents and equipment. 3. Removes identifying markings from equipment. 4. Removes unit-identifying insignia. 5. Provides misleading information. 6. Plans an escape. 7. Delays movement to the nearest collection point. 8. Prevents safeguarding of enemy prisoners of war (EPWs) in order to cause embarrassment to the United States (US).

**TASK:** Disrupt a Net Control Station (NCS) (5-OPFOR-0019)

**CONDITION:** The enemy has established a NCS. The opposing forces (OPFOR) element has radio and jamming equipment.

**STANDARD:** The OPFOR element attempts to disrupt an NCS. 1. Attempts to locate the radio frequency that the unit is operating on. 2. Attempts to enter the radio net. 3. Attempts to issue "bogus" orders to a unit on the net. 4. Jams the radio frequency and forces the unit to go to an alternate frequency.

**TASK:** Disrupt Defensive Preparations (5-OPFOR-0018)

**CONDITION:** The opposing forces (OPFOR) element has located the enemy. Priority intelligence requirements (PIR) and other intelligence requirements obtained by OPFOR patrols indicate that the enemy elements are establishing defensive positions. The OPFOR element has automatic and antiarmor weapons and light mortars.

**STANDARD:** The OPFOR element disrupts and delays the enemy's defensive preparations. 1. Locates and penetrates the enemy's security system. 2. Forces the enemy to delay defensive preparations. 3. Disrupts the enemy's obstacle preparations.

**TASK:** Disrupt Enemy Movement and Operations Using Tactical Nuclear Weapons (5-OPFOR-0016)

**CONDITION:** The opposing forces (OPFOR) element has located the enemy. Priority intelligence requirements (PIR) and other intelligence requirements have been obtained by OPFOR patrols. Tactical nuclear weapons are employed against key locations in the rear area.

**STANDARD:** The OPFOR element disrupts enemy movement and operations. 1. Disrupts or delays the movement of the enemy's equipment and supplies to the forward areas. 2. Destroys enemy equipment and supplies. 3. Inflicts a high rate of nuclear casualties among the enemy forces. 4. Denies the enemy the use of specified areas. 5. Contaminates the enemy's equipment and supplies.

**TASK:** Disrupt Quartermaster Operations (5-OPFOR-0017)

**CONDITION:** The enemy is conducting quartermaster operations. It has established an assembly area (AA) but has not moved in the main body.

**STANDARD:** The opposing forces (OPFOR) element attempts to disrupt quartermaster operations and infiltrate the enemy's AA. 1. Locates the quartermaster and the AA. 2. Surprises the main body. 3. Penetrates the AA with squad-size probes. 4. Inflicts personnel casualties and vehicle damage. 5. Disrupts the unit's preparations (prevents or delays beyond the unit's allotted time).

**TASK:** Disrupt Enemy Movement and Operations Using Persistent and Nonpersistent Chemical Weapons (5-OPFOR-0015)

**CONDITION:** The opposing forces (OPFOR) element has located the enemy. Priority intelligence requirements (PIR) and other intelligence requirements have been obtained by OPFOR patrols. The OPFOR units deliver chemical agents, by means of conventional artillery weapons or aircraft, along selected supply routes and key bases in the rear area.

**STANDARD:** The OPFOR element disrupts enemy movement and operations using persistent and nonpersistent chemical weapons. 1. Delivers chemical agents in low and densely wooded areas. 2. Delays the movement of enemy supplies and equipment to the forward areas. 3. Restricts the movement of the enemy units in the rear area. 4. Channels the movement of enemy units into predesignated ambush areas. 5. Contaminates enemy supplies and equipment. 6. Inflicts a high rate of casualties on enemy forces.

**TASK:** Disrupt Movement (5-OPFOR-0014)

**CONDITION:** The enemy is expected to move through the opposing forces (OPFOR) element's area of operations. The OPFOR element has received an operation order (OPORD) or fragmentary order (FRAGO) to disrupt enemy movement. The enemy has the capability to defend with direct fire and antiarmor weapons.

**STANDARD:** The OPFOR element delays enemy movement. 1. Delays the element. 2. Forces the element to deviate from its route. 3. Prevents the element from reaching its destination. 4. Surprises the element's main body.

**TASK:** Counter Passage of Lines (5-OPFOR-0012)

**CONDITION:** Enemy forces are in defensive positions, but they are expected to attempt passage-of-lines operations. The opposing forces (OPFOR) received orders to disrupt enemy passage-of-lines operations.

**STANDARD:** The OPFOR element delays or prevents enemy passage of lines. 1. Delays the passage. 2. Prevents the company from moving all personnel through the stationary unit. 3. Engages the main body of either the moving or the stationary unit.

**TASK:** Disrupt Assembly Area (AA) Activities (5-OPFOR-0013)

**CONDITION:** Intelligence reports indicate that platoon- and company-size enemy units are operating in the opposing forces (OPFOR) area of operations. Enemy units can defend from AAs with direct fire, antiarmor weapons, and indirect fire. The enemy has close air support (CAS) and nuclear, biological, and chemical (NBC) capabilities.

**STANDARD:** The OPFOR element locates and disrupts the enemy's AA activities. 1. Locates the element's AA. 2. Probes the AA with squad- or team-size elements. 3. Inflicts more than 5 percent casualties on the element. 4. Disrupts the element's preparations (prevents or delays beyond the element's allotted time).

**TASK:** Attack (5-OPFOR-0001)

**CONDITION:** The opposing forces (OPFOR) element has located the enemy. The priority intelligence requirements (PIR) and other intelligence requirements have been obtained by OPFOR patrols. The OPFOR element has automatic and antiarmor weapons and light mortars.

**STANDARD:** The OPFOR element attempts to seize the terrain, vehicles, or equipment. 1. Develops an attack plan. 2. Surprises the enemy unit's main body. 3. Initiates the attack using a scheme of maneuver that exploits the enemy's flanks, gaps, and weaknesses. 4. Uses covered and concealed routes to approach the enemy forces' flanks, gaps, or weakly held areas. 5. Employs indirect fire to support the attack. 6. Penetrates enemy defenses. 7. Destroys equipment and supplies. 8. Inflicts heavy casualties. 9. Isolates the combat service support (CSS) base by blocking reinforcements. 10. Forces enemy units to displace. 11. Avoids being fixed in one position. 12. Withdraws before the CSS base is reinforced with tactical combat forces.

**TASK:** Conduct Air Attacks (5-OPFOR-0002)

**CONDITION:** The opposing forces (OPFOR) element in the rear area has forwarded the positions of the enemy support sites or the locations of moving elements. The OPFOR aircraft have been dispatched to attack enemy installations or convoys.

**STANDARD:** The OPFOR element attempts to delay, disrupt, or damage the enemy targets by air. 1. Locates the target (support sites or convoys). 2. Makes attack runs on the designated targets. 3. Inflicts heavy damage to the selected target. 4. Sustains no loss of aircraft. 5. Delays moving the force for more than one hour.

**ELEMENT:** Company Headquarters

**TASK:** Maintain Operations Security (OPSEC) (71-2-0332.05-T01A)

(AR 530-1)

(AR 380-5)

(FM 24-33)

(FM 24-35)

(FM 24-35-1)

(FM 3-19.30)

(FM 34-60)

**ITERATION:** 1 2 3 4 5 M (Circle)

**COMMANDER/LEADER ASSESSMENT:** T P U (Circle)

**CONDITIONS:** The element is operating where the enemy can detect it. The enemy can employ electronic warfare (EW) measures and air and ground reconnaissance elements. It can also use the local populace and enemy intelligence agencies. Some iterations of this task should be performed in MOPP4.

**TASK STANDARDS:** The element prevents the enemy from learning its strength, dispositions, intentions, and any essential elements of friendly information (EEFI) or surprising its main body. The time required to perform this task is increased when conducting it in mission-oriented protection posture (MOPP) 4.

TASK STEPS AND PERFORMANCE MEASURES	GO	NO-GO
<p>* 1. Leaders check or perform information security measures.</p> <ul style="list-style-type: none"> <li>a. Disseminated the information on a need-to-know basis.</li> <li>b. Prohibited fraternization with civilians, as applicable.</li> <li>c. Conducted alerts, deployment preparations, and loading operations to minimize detection.</li> <li>d. Ensured that maps contained only the minimum-essential information.</li> <li>e. Conducted inspections and gave briefings to ensure that personnel did not carry any details of military activities in their personal materials, such as letters, diaries, notes, drawings, sketches, or photographs.</li> <li>f. Sanitized all planning areas and positions before departure.</li> </ul> <p>2. The element performs camouflage discipline.</p> <ul style="list-style-type: none"> <li>a. Used natural concealment and camouflage materials, whenever possible, to prevent ground or air observation.</li> <li>b. Moved on covered and concealed routes.</li> <li>c. Covered all reflective surfaces and unit markings with nonreflective material, such as cloth, mud, or a camouflage stick.</li> <li>d. Covered or removed all vehicle markings.</li> </ul> <p>3. The element camouflages individual positions and equipment to prevent detection from 35 meters or greater and camouflages vehicles to prevent detection from 100 meters or greater.</p> <ul style="list-style-type: none"> <li>a. Ensured that the foliage was not stripped near the unit's position.</li> <li>b. Camouflaged earth berms.</li> <li>c. Ensured that the camouflage nets were properly erected.</li> <li>d. Avoided crossing near footpaths, trails, and roads.</li> <li>e. Erased any tracks leading into the positions.</li> <li>f. Ensured that vehicles that were parked in the shadows were moved as the shadows shifted.</li> <li>g. Replaced and replenished the camouflage, as needed.</li> <li>h. Avoided movement in the area to prevent ground and air detection.</li> </ul> <p>4. The element employs and the company's net control station (NCS) enforces communications security (COMSEC).</p>		

TASK STEPS AND PERFORMANCE MEASURES	GO	NO-GO
a. Enforced signal operation instructions (SOI) and signal supplemental instructions (SSI) procedures, such as challenges, authentications decoding, and call signs and frequencies and ensured that the monitored traffic did not reveal information to the enemy. b. Employed approved radiotelephone operator (RATELO) procedures. c. Followed COMSEC procedures, such as keeping transmissions short, using the lowest possible power settings, using directional antennas, changing transmission patterns, and maintaining radio silence. d. Followed procedures for operations during jamming. e. Made maximum use of the messenger and wire service. f. Used visual signals according to the unit's standing operating procedure (SOP).  5. The element employs physical security measures. a. Employed observation posts (OPs). b. Employed counterreconnaissance patrols. c. Followed stand-to procedures. d. Employed mines and obstacles, when permitted. e. Tied in with adjacent units for coordination and fire. f. Used the challenge and password. g. Limited access into the unit's area. h. Safeguarded weapons, ammunition, sensitive items, and classified documents. i. Picked up litter. j. Employed air guards.  * 6. All leaders enforce noise and light discipline.		

TASK PERFORMANCE / EVALUATION SUMMARY BLOCK							
ITERATION	1	2	3	4	5	M	TOTAL
TOTAL TASK STEPS EVALUATED							
TOTAL TASK STEPS "GO"							
TRAINING STATUS "GO"/"NO-GO"							

"\*" indicates a leader task step.

#### SUPPORTING INDIVIDUAL TASKS

Task Number	Task Title
071-325-4425	Employ an M18A1 Claymore Mine
071-325-4426	Recover an M18A1 Claymore Mine
071-331-0801	Challenge Persons Entering Your Area
071-331-0815	Practice Noise, Light, and Litter Discipline

**SUPPORTING COLLECTIVE TASKS: NONE**

#### OPFOR TASKS AND STANDARDS

**TASK:** Surrender to the Capturing Unit on the Battlefield (5-OPFOR-0024)



**CONDITION:** The enemy has captured the opposing forces (OPFOR) element's soldiers, documents, and equipment sensitive to the OPFOR tactical operations.

**STANDARD:** The OPFOR soldiers retain or destroy documents and equipment. The OPFOR element surrenders documents and equipment of no tactical use to the enemy and attempts to conceal or destroy items of tactical value. The OPFOR element attempts escape and evasion. 1. Prevents the successful capture of documents and equipment. 2. Destroys documents and equipment. 3. Removes identifying markings from equipment. 4. Removes unit-identifying insignia. 5. Provides misleading information. 6. Plans an escape. 7. Delays movement to the nearest collection point. 8. Prevents safeguarding of enemy prisoners of war (EPWs) in order to cause embarrassment to the United States (US).

**TASK:** Disrupt a Route Reconnaissance (5-OPFOR-0021)

**CONDITION:** The enemy is conducting a route reconnaissance. The opposing forces (OPFOR) element is positioned along the enemy's route.

**STANDARD:** The OPFOR element attempts to disrupt a squad/section conducting a route reconnaissance. 1. Prevents the unit from meeting its specified time schedule. 2. Forces the unit to deviate from its specified route. 3. Prevents the unit from reaching its assigned destination. 4. Surprises the squad/section. 5. Inflicts casualties on the unit.

**TASK:** Conduct an Attack (5-OPFOR-0008)

**CONDITION:** The enemy is conducting tactical operations. The opposing forces (OPFOR) element receives orders to attack the enemy, the area of occupation, or the main supply route (MSR) with smoke.

**STANDARD:** The OPFOR element disrupts the enemy's movement and smoke operations. 1. Determines the delivery method of the smoke attack. 2. Locates the target. 3. Delivers the smoke attack downwind. 4. Attacks the enemy with smoke, and surge attacks when the enemy responds to the smoke.

**TASK:** Conduct a Raid (5-OPFOR-0004)

**CONDITION:** The opposing forces (OPFOR) element has occupied an objective rally point and has orders to conduct a raid on a combat service support (CSS) base.

**STANDARD:** The OPFOR element infiltrates the enemy's base and destroys all of the targets. 1. Surprises the enemy forces. 2. Assaults the support base and accomplishes the assigned tasks. 3. Destroys the specified equipment and supplies. 4. Avoids being decisively engaged. 5. Withdraws all personnel from the objective areas within the time prescribed. 6. Obtains all priority intelligence requirements (PIR) from the raid site. 7. Sustains only light casualties from enemy fire.

**TASK:** Conduct an Aerial Reconnaissance (5-OPFOR-0010)

**CONDITION:** The opposing forces (OPFOR) headquarters (HQ) element requires intelligence on the locations and identification of enemy elements. An aircraft is dispatched to take photographs and make a visual inspection of the enemy rear area.

**STANDARD:** The OPFOR element gathers photograph intelligence of the enemy. 1. Photographs the assigned sectors. 2. Makes quick visual checks where the ceiling is low. 3. Locates enemy positions in the area, particularly support and storage bases, and command and control (C2) facilities. 4. Sustains no loss of aircraft. 5. Reports priority intelligence requirements (PIR) and other information requirements to the OPFOR HQ.

**TASK:** Defeat Obstacles (5-OPFOR-0009)

**CONDITION:** The opposing forces (OPFOR) element encounters an obstacle that blocks the avenue of approach as it advances upon the enemy forces.

**STANDARD:** The OPFOR element bypasses or breaches the enemy obstacle. 1. Detects the obstacle before halting its main body. 2. Defeats the obstacle. a. Bypasses the obstacle without entering the engagement areas. b. Breaches the obstacle within 45 minutes and passes its entire force through the obstacle. 3. Does not incur degradation to the point that the mission must be discontinued.

**TASK:** Disrupt Construction of Vehicle Fighting Positions (5-OPFOR-0020)

**CONDITION:** The opposing forces (OPFOR) element has located the enemy. The priority intelligence requirements (PIR) and other intelligence obtained by OPFOR patrols indicate the enemy is constructing vehicle fighting positions within its defensive area. The OPFOR element has automatic and antiarmor weapons and light mortars.

**STANDARD:** The OPFOR element attempts to disrupt the enemy's efforts to establish vehicle fighting positions. 1. Locates the defensive area. 2. Surprises the main body. 3. Penetrates the defensive area with squad-size probes. 4. Inflicts casualties on the unit. 5. Destroys vehicles. 6. Disrupts the unit's preparations (prevents or delays beyond the unit's allotted time).

**TASK:** Disrupt an Engineer Reconnaissance (5-OPFOR-0022)

**CONDITION:** The enemy is conducting an engineer reconnaissance. The opposing forces (OPFOR) element is positioned along the enemy's route.

**STANDARD:** The OPFOR element disrupts an engineer reconnaissance. 1. Prevents the unit from meeting its specified time schedule. 2. Forces the unit to deviate from its specified route. 3. Prevents the unit from accomplishing its assigned engineer reconnaissance. 4. Surprises the unit conducting the reconnaissance.

**TASK:** Defend a Minefield (5-OPFOR-0023)

**CONDITION:** The enemy is conducting a minefield sweeping operation. The opposing forces (OPFOR) element has a minefield placed in the enemy's path. The minefield is under constant observation and fire.

**STANDARD:** The OPFOR element defends a minefield against an enemy element conducting a minefield sweeping operation. 1. Prevents the unit from detecting the obstacle. 2. Disrupts the minefield sweeping operation. 3. Prevents the unit from conducting the minefield sweeping operation, prevents the unit from moving all personnel through the breach or delays the completion of the minefield sweeping operation for more than 45 minutes.

**TASK:** Conduct Terrorist and Saboteur Attacks (5-OPFOR-0005)

**CONDITION:** The opposing forces (OPFOR) element dispatches small teams into the enemy's rear area to disrupt combat service support (CSS) operations.

**STANDARD:** The enemy sustains disrupted command and control (C2), destroyed equipment and supplies, and light casualties. 1. Locates rear support bases and C2 facilities. 2. Delays and disrupts CSS operations through probes. 3. Infiltrates CSS bases to conduct sabotage and terrorist activities. 4. Inflicts light casualties. 5. Destroys supplies and equipment.

**TASK:** Conduct Sniper Operations (5-OPFOR-0006)

**CONDITION:** The opposing forces (OPFOR) element has assigned snipers (regular or irregular elements) in the enemy's rear area along the main supply route (MSR) and near support sites.

**STANDARD:** The OPFOR element kills or wounds targets. 1. Sets up a well-concealed location. 2. Engages vehicle drivers or personnel on foot with short bursts of semiautomatic fire. 3. Kills or wounds selected targets. 4. Prevents the position from being discovered by enemy forces. 5. Evacuates the area without being spotted. 6. Reports all specified priority intelligence requirements (PIR) and other intelligence requirements to the OPFOR headquarters (HQ).

**TASK:** Maintain Contact (5-OPFOR-0003)

**CONDITION:** The opposing forces (OPFOR) element is engaged with enemy base defense forces. The enemy forces are withdrawing under pressure.

**STANDARD:** The OPFOR element maintains enemy contact while the enemy withdraws. 1. Engages the enemy forces decisively. 2. Advances the OPFOR as the enemy forces withdraw. 3. Inflicts heavy casualties. 4. Captures the members of the enemy force. 5. Captures documents and equipment. 6. Safeguards captured documents, equipment, and personnel.

**TASK:** Conduct an Ambush (5-OPFOR-0007)

**CONDITION:** The enemy is moving in a convoy. The opposing forces (OPFOR) element is positioned along the enemy's route.

**STANDARD:** The OPFOR element inflicts casualties on the enemy and causes vehicle and equipment damage. 1. Prepares an ambush site before the element arrives. 2. Surprises march element forces. 3. Inflicts heavy casualties within the designated kill zone. 4. Inflicts heavy damage to vehicles and equipment within the designated kill zone. 5. Delays the march element from reaching a specified destination for a specified period of time. 6. Withdraws on order. 7. Sustains no casualties. 8. Reports actions to superiors.

**TASK:** Disrupt a Net Control Station (NCS) (5-OPFOR-0019)

**CONDITION:** The enemy has established a NCS. The opposing forces (OPFOR) element has radio and jamming equipment.

**STANDARD:** The OPFOR element attempts to disrupt an NCS. 1. Attempts to locate the radio frequency that the unit is operating on. 2. Attempts to enter the radio net. 3. Attempts to issue "bogus" orders to a unit on the net. 4. Jams the radio frequency and forces the unit to go to an alternate frequency.

**TASK:** Disrupt Defensive Preparations (5-OPFOR-0018)

**CONDITION:** The opposing forces (OPFOR) element has located the enemy. Priority intelligence requirements (PIR) and other intelligence requirements obtained by OPFOR patrols indicate that the enemy elements are establishing defensive positions. The OPFOR element has automatic and antiarmor weapons and light mortars.

**STANDARD:** The OPFOR element disrupts and delays the enemy's defensive preparations. 1. Locates and penetrates the enemy's security system. 2. Forces the enemy to delay defensive preparations. 3. Disrupts the enemy's obstacle preparations.

**TASK:** Disrupt Enemy Movement and Operations Using Tactical Nuclear Weapons (5-OPFOR-0016)

**CONDITION:** The opposing forces (OPFOR) element has located the enemy. Priority intelligence requirements (PIR) and other intelligence requirements have been obtained by OPFOR patrols. Tactical nuclear weapons are employed against key locations in the rear area.

**STANDARD:** The OPFOR element disrupts enemy movement and operations. 1. Disrupts or delays the movement of the enemy's equipment and supplies to the forward areas. 2. Destroys enemy equipment and supplies. 3. Inflicts a high rate of nuclear casualties among the enemy forces. 4. Denies the enemy the use of specified areas. 5. Contaminates the enemy's equipment and supplies.

**TASK:** Disrupt Quartering Party Operations (5-OPFOR-0017)

**CONDITION:** The enemy is conducting quartering party operations. It has established an assembly area (AA) but has not moved in the main body.

**STANDARD:** The opposing forces (OPFOR) element attempts to disrupt quartering party operations and infiltrate the enemy's AA. 1. Locates the quartering party and the AA. 2. Surprises the main body. 3. Penetrates the AA with squad-size probes. 4. Inflicts personnel casualties and vehicle damage. 5. Disrupts the unit's preparations (prevents or delays beyond the unit's allotted time).

**TASK:** Disrupt Enemy Movement and Operations Using Persistent and Nonpersistent Chemical Weapons (5-OPFOR-0015)

**CONDITION:** The opposing forces (OPFOR) element has located the enemy. Priority intelligence requirements (PIR) and other intelligence requirements have been obtained by OPFOR patrols. The OPFOR units deliver chemical agents, by means of conventional artillery weapons or aircraft, along selected supply routes and key bases in the rear area.

**STANDARD:** The OPFOR element disrupts enemy movement and operations using persistent and nonpersistent chemical weapons. 1. Delivers chemical agents in low and densely wooded areas. 2. Delays the movement of enemy supplies and equipment to the forward areas. 3. Restricts the movement of the enemy units in the rear area. 4. Channels the movement of enemy units into predesignated ambush areas. 5. Contaminates enemy supplies and equipment. 6. Inflicts a high rate of casualties on enemy forces.

**TASK:** Disrupt Movement (5-OPFOR-0014)

**CONDITION:** The enemy is expected to move through the opposing forces (OPFOR) element's area of operations. The OPFOR element has received an operation order (OPORD) or fragmentary order (FRAGO) to disrupt enemy movement. The enemy has the capability to defend with direct fire and antiarmor weapons.

**STANDARD:** The OPFOR element delays enemy movement. 1. Delays the element. 2. Forces the element to deviate from its route. 3. Prevents the element from reaching its destination. 4. Surprises the element's main body.

**TASK:** Counter Passage of Lines (5-OPFOR-0012)

**CONDITION:** Enemy forces are in defensive positions, but they are expected to attempt passage-of-lines operations. The opposing forces (OPFOR) received orders to disrupt enemy passage-of-lines operations.

**STANDARD:** The OPFOR element delays or prevents enemy passage of lines. 1. Delays the passage. 2. Prevents the company from moving all personnel through the stationary unit. 3. Engages the main body of either the moving or the stationary unit.

**TASK:** Disrupt Assembly Area (AA) Activities (5-OPFOR-0013)

**CONDITION:** Intelligence reports indicate that platoon- and company-size enemy units are operating in the opposing forces (OPFOR) area of operations. Enemy units can defend from AAs with direct fire, antiarmor weapons, and indirect fire. The enemy has close air support (CAS) and nuclear, biological, and chemical (NBC) capabilities.

**STANDARD:** The OPFOR element locates and disrupts the enemy's AA activities. 1. Locates the element's AA. 2. Probes the AA with squad- or team-size elements. 3. Inflicts more than 5 percent casualties on the element. 4. Disrupts the element's preparations (prevents or delays beyond the element's allotted time).

**TASK:** Attack (5-OPFOR-0001)

**CONDITION:** The opposing forces (OPFOR) element has located the enemy. The priority intelligence requirements (PIR) and other intelligence requirements have been obtained by OPFOR patrols. The OPFOR element has automatic and antiarmor weapons and light mortars.

**STANDARD:** The OPFOR element attempts to seize the terrain, vehicles, or equipment. 1. Develops an attack plan. 2. Surprises the enemy unit's main body. 3. Initiates the attack using a scheme of maneuver that exploits the enemy's flanks, gaps, and weaknesses. 4. Uses covered and concealed routes to approach the enemy forces' flanks, gaps, or weakly held areas. 5. Employs indirect fire to support the attack. 6. Penetrates enemy defenses. 7. Destroys equipment and supplies. 8. Inflicts heavy casualties. 9. Isolates the combat service support (CSS) base by blocking reinforcements. 10. Forces enemy units to displace. 11. Avoids being fixed in one position. 12. Withdraws before the CSS base is reinforced with tactical combat forces.

**TASK:** Conduct Air Attacks (5-OPFOR-0002)

**CONDITION:** The opposing forces (OPFOR) element in the rear area has forwarded the positions of the enemy support sites or the locations of moving elements. The OPFOR aircraft have been dispatched to attack enemy installations or convoys.

**STANDARD:** The OPFOR element attempts to delay, disrupt, or damage the enemy targets by air. 1. Locates the target (support sites or convoys). 2. Makes attack runs on the designated targets. 3. Inflicts heavy damage to the selected target. 4. Sustains no loss of aircraft. 5. Delays moving the force for more than one hour.

**ELEMENTS:** Company Headquarters  
 Three Combat Mobility Platoons  
 Nine Combat Engineer Squads  
 Mobility Support Platoon  
 Three Mobility Sections

**TASK:** Fight as Engineers (05-1-1200)  
 (FM 5-100)

**ITERATION:** 1 2 3 4 5 M (Circle)

**COMMANDER/LEADER ASSESSMENT:** T P U (Circle)

**CONDITIONS:** The battalion is conducting continuous tactical operations in all weather conditions. The commanding general directs the battalion to fight as engineers. Digital units have performed functionality checks, and systems are operational. Some iterations of this task should be performed in MOPP4.

**TASK STANDARDS:** According to the battalion's standing operating procedure (SOP), the engineer battalion reorganizes as an engineer or infantry battalion within the required period of time. All equipment and personnel not used in this role move to an equipment park or are attached to another unit. The reorganized battalion receives augmentation from air defense, fire support, antitank units, and a medical element if available. Digital units send and receive information via frequency-modulated (FM) and digital means to conduct combat operations. The time required to perform this task is increased when conducting it in mission-oriented protection posture (MOPP) 4.

TASK STEPS AND PERFORMANCE MEASURES	GO	NO-GO
<p>* 1. The battalion commander decides who will be the unit's fire support officer (FSO).</p> <p>NOTE: Digital units use the Army Battle Command System (ABCS) to perform collaborative planning and send and receive orders, reports, and requests according to the unit's tactical standing operating procedure (TACSOP).</p> <p>2. The FSO makes immediate coordination for air defense artillery, artillery support, and other necessary support for the unit.</p> <p>3. The Adjutant (US Army) (S1) updates the personnel status. If required, requests personnel to bring the battalion to its authorized strength.</p> <p>4. If necessary, the Intelligence Officer (US Army) (S2) organizes scout elements from organic assets to accomplish the assigned missions.</p> <p>5. The Operations and Training Officer (US Army) (S3) prepares for infantry-type missions.</p> <p>a. Requested any support that the FSO needed; for example, air defense artillery, mortars, field artillery, and antitank elements.</p> <p>b. Initiated the estimation process for infantry-type missions.</p> <p>c. Designated the company's assembly areas (AAs).</p> <p>6. The Supply Officer (US Army) (S4) prepares field and combat trains.</p> <p>a. Organized a support platoon consisting of all fuel, ammunition, and cargo-hauling assets to support the line company's new needs.</p> <p>b. Set up material storage areas containing vehicle turnarounds. Camouflaged areas according to the tactical situation.</p> <p>c. Requested additional Class V (ammunition) required by organic weapons and antitank systems, as necessary.</p>		

TASK STEPS AND PERFORMANCE MEASURES	GO	NO-GO
d. Consolidated unit mess and maintenance assets under the battalion's control in the field trains. e. Designated the location of the engineer equipment park and the controlling team chief, if necessary. (1) Located the equipment park in a covered and concealed position. (2) Located the equipment park on defensible terrain.		

TASK PERFORMANCE / EVALUATION SUMMARY BLOCK							
ITERATION	1	2	3	4	5	M	TOTAL
TOTAL TASK STEPS EVALUATED							
TOTAL TASK STEPS "GO"							
TRAINING STATUS "GO"/"NO-GO"							

\*\*\* indicates a leader task step.

#### SUPPORTING INDIVIDUAL TASKS: NONE

#### SUPPORTING COLLECTIVE TASKS

Task Number	Task Title
05-1-0200	Coordinate the Integration of Air Defense for Mobility and Countermobility Operations
05-1-0606	ESTABLISH AND OPERATE A UNIT MAINTENANCE COLLECTION POINT (UMCP)
05-1-1035	Integrate Engineer Elements Into the Fire Support (FS) Planning Process
05-2-0042	Receive and Distribute Throughput Supplies
05-2-0100	Coordinate the Synchronization and Integration of Fire Support (FS)
05-2-0301	Camouflage Vehicles and Equipment
05-2-1126	Coordinate for Organizational Maintenance Support
05-2-1131	Establish Unit Maintenance Operations
43-2-0001.05-T01A	Conduct Unit-Level Maintenance Operations
44-1-C220.05-T01A	Use Passive Air Defense Measures
44-1-C221.05-T01A	Take Active Combined Arms Air Defense Measures Against Hostile Aerial Platforms

#### OPFOR TASKS AND STANDARDS

**TASK:** Attack (5-OPFOR-0001)

**CONDITION:** The opposing forces (OPFOR) element has located the enemy. The priority intelligence requirements (PIR) and other intelligence requirements have been obtained by OPFOR patrols. The OPFOR element has automatic and antiarmor weapons and light mortars.

**STANDARD:** The OPFOR element attempts to seize the terrain, vehicles, or equipment. 1. Develops an attack plan. 2. Surprises the enemy unit's main body. 3. Initiates the attack using a scheme of maneuver that exploits the enemy's flanks, gaps, and weaknesses. 4. Uses covered and concealed routes to approach the enemy forces' flanks, gaps, or weakly held areas. 5. Employs indirect fire to support the attack. 6. Penetrates enemy defenses. 7. Destroys equipment and supplies. 8. Inflicts heavy casualties. 9. Isolates the combat service support (CSS) base by blocking reinforcements. 10. Forces enemy units to displace. 11. Avoids being fixed in one position. 12. Withdraws before the CSS base is reinforced with tactical combat forces.

**TASK:** Conduct Air Attacks (5-OPFOR-0002)

**CONDITION:** The opposing forces (OPFOR) element in the rear area has forwarded the positions of the enemy support sites or the locations of moving elements. The OPFOR aircraft have been dispatched to attack enemy installations or convoys.

**STANDARD:** The OPFOR element attempts to delay, disrupt, or damage the enemy targets by air. 1. Locates the target (support sites or convoys). 2. Makes attack runs on the designated targets. 3. Inflicts heavy damage to the selected target. 4. Sustains no loss of aircraft. 5. Delays moving the force for more than one hour.

**TASK:** Conduct Sniper Operations (5-OPFOR-0006)

**CONDITION:** The opposing forces (OPFOR) element has assigned snipers (regular or irregular elements) in the enemy's rear area along the main supply route (MSR) and near support sites.

**STANDARD:** The OPFOR element kills or wounds targets. 1. Sets up a well-concealed location. 2. Engages vehicle drivers or personnel on foot with short bursts of semiautomatic fire. 3. Kills or wounds selected targets. 4. Prevents the position from being discovered by enemy forces. 5. Evacuates the area without being spotted. 6. Reports all specified priority intelligence requirements (PIR) and other intelligence requirements to the OPFOR headquarters (HQ).

**TASK:** Conduct an Attack (5-OPFOR-0008)

**CONDITION:** The enemy is conducting tactical operations. The opposing forces (OPFOR) element receives orders to attack the enemy, the area of occupation, or the main supply route (MSR) with smoke.

**STANDARD:** The OPFOR element disrupts the enemy's movement and smoke operations. 1. Determines the delivery method of the smoke attack. 2. Locates the target. 3. Delivers the smoke attack downwind. 4. Attacks the enemy with smoke, and surge attacks when the enemy responds to the smoke.

**TASK:** Gather Intelligence (5-OPFOR-0011)

**CONDITION:** The opposing forces (OPFOR) small element, operating in the rear area, is planning attacks on enemy bases. Information is needed to complete the plans.

**STANDARD:** The OPFOR element infiltrates, gathers intelligence information, and submits its findings to the command. 1. Identifies all priority intelligence requirements (PIR) and other intelligence requirements. 2. Passes through any outpost, defensive wire, or warning devices undetected. 3. Moves to an observation point that offers cover and concealment and is clear enough to gather PIR and other intelligence requirements. 4. Gathers all PIR and other intelligence requirements. 5. Withdraws from the area undetected. 6. Reports all information to the OPFOR headquarters (HQ).

**TASK:** Disrupt Assembly Area (AA) Activities (5-OPFOR-0013)



**CONDITION:** Intelligence reports indicate that platoon- and company-size enemy units are operating in the opposing forces (OPFOR) area of operations. Enemy units can defend from AAs with direct fire, antiarmor weapons, and indirect fire. The enemy has close air support (CAS) and nuclear, biological, and chemical (NBC) capabilities.

**STANDARD:** The OPFOR element locates and disrupts the enemy's AA activities. 1. Locates the element's AA. 2. Probes the AA with squad- or team-size elements. 3. Inflicts more than 5 percent casualties on the element. 4. Disrupts the element's preparations (prevents or delays beyond the element's allotted time).

**TASK:** Disrupt Movement (5-OPFOR-0014)

**CONDITION:** The enemy is expected to move through the opposing forces (OPFOR) element's area of operations. The OPFOR element has received an operation order (OPORD) or fragmentary order (FRAGO) to disrupt enemy movement. The enemy has the capability to defend with direct fire and antiarmor weapons.

**STANDARD:** The OPFOR element delays enemy movement. 1. Delays the element. 2. Forces the element to deviate from its route. 3. Prevents the element from reaching its destination. 4. Surprises the element's main body.

**TASK:** Counter Passage of Lines (5-OPFOR-0012)

**CONDITION:** Enemy forces are in defensive positions, but they are expected to attempt passage-of-lines operations. The opposing forces (OPFOR) received orders to disrupt enemy passage-of-lines operations.

**STANDARD:** The OPFOR element delays or prevents enemy passage of lines. 1. Delays the passage. 2. Prevents the company from moving all personnel through the stationary unit. 3. Engages the main body of either the moving or the stationary unit.

**TASK:** Disrupt Defensive Preparations (5-OPFOR-0018)

**CONDITION:** The opposing forces (OPFOR) element has located the enemy. Priority intelligence requirements (PIR) and other intelligence requirements obtained by OPFOR patrols indicate that the enemy elements are establishing defensive positions. The OPFOR element has automatic and antiarmor weapons and light mortars.

**STANDARD:** The OPFOR element disrupts and delays the enemy's defensive preparations. 1. Locates and penetrates the enemy's security system. 2. Forces the enemy to delay defensive preparations. 3. Disrupts the enemy's obstacle preparations.

**TASK:** Defeat Obstacles (5-OPFOR-0009)

**CONDITION:** The opposing forces (OPFOR) element encounters an obstacle that blocks the avenue of approach as it advances upon the enemy forces.

**STANDARD:** The OPFOR element bypasses or breaches the enemy obstacle. 1. Detects the obstacle before halting its main body. 2. Defeats the obstacle. a. Bypasses the obstacle without entering the engagement areas. b. Breaches the obstacle within 45 minutes and passes its entire force through the obstacle. 3. Does not incur degradation to the point that the mission must be discontinued.

**TASK:** Disrupt a Route Reconnaissance (5-OPFOR-0021)

**CONDITION:** The enemy is conducting a route reconnaissance. The opposing forces (OPFOR) element is positioned along the enemy's route.

**STANDARD:** The OPFOR element attempts to disrupt a squad/section conducting a route reconnaissance. 1. Prevents the unit from meeting its specified time schedule. 2. Forces the unit to deviate from its specified route. 3. Prevents the unit from reaching its assigned destination. 4. Surprises the squad/section. 5. Inflicts casualties on the unit.

**TASK:** Conduct Terrorist and Saboteur Attacks (5-OPFOR-0005)

**CONDITION:** The opposing forces (OPFOR) element dispatches small teams into the enemy's rear area to disrupt combat service support (CSS) operations.

**STANDARD:** The enemy sustains disrupted command and control (C2), destroyed equipment and supplies, and light casualties. 1. Locates rear support bases and C2 facilities. 2. Delays and disrupts CSS operations through probes. 3. Infiltrates CSS bases to conduct sabotage and terrorist activities. 4. Inflicts light casualties. 5. Destroys supplies and equipment.

**TASK:** Disrupt a Net Control Station (NCS) (5-OPFOR-0019)

**CONDITION:** The enemy has established a NCS. The opposing forces (OPFOR) element has radio and jamming equipment.

**STANDARD:** The OPFOR element attempts to disrupt an NCS. 1. Attempts to locate the radio frequency that the unit is operating on. 2. Attempts to enter the radio net. 3. Attempts to issue "bogus" orders to a unit on the net. 4. Jams the radio frequency and forces the unit to go to an alternate frequency.

**TASK:** Disrupt Construction of Vehicle Fighting Positions (5-OPFOR-0020)

**CONDITION:** The opposing forces (OPFOR) element has located the enemy. The priority intelligence requirements (PIR) and other intelligence obtained by OPFOR patrols indicate the enemy is constructing vehicle fighting positions within its defensive area. The OPFOR element has automatic and antiarmor weapons and light mortars.

**STANDARD:** The OPFOR element attempts to disrupt the enemy's efforts to establish vehicle fighting positions. 1. Locates the defensive area. 2. Surprises the main body. 3. Penetrates the defensive area with squad-size probes. 4. Inflicts casualties on the unit. 5. Destroys vehicles. 6. Disrupts the unit's preparations (prevents or delays beyond the unit's allotted time).

**TASK:** Conduct an Aerial Reconnaissance (5-OPFOR-0010)

**CONDITION:** The opposing forces (OPFOR) headquarters (HQ) element requires intelligence on the locations and identification of enemy elements. An aircraft is dispatched to take photographs and make a visual inspection of the enemy rear area.

**STANDARD:** The OPFOR element gathers photograph intelligence of the enemy. 1. Photographs the assigned sectors. 2. Makes quick visual checks where the ceiling is low. 3. Locates enemy positions in the area, particularly support and storage bases, and command and control (C2) facilities. 4. Sustains no loss of aircraft. 5. Reports priority intelligence requirements (PIR) and other information requirements to the OPFOR HQ.

**TASK:** Disrupt Quartering Party Operations (5-OPFOR-0017)

**CONDITION:** The enemy is conducting quartering party operations. It has established an assembly area (AA) but has not moved in the main body.

**STANDARD:** The opposing forces (OPFOR) element attempts to disrupt quartering party operations and infiltrate the enemy's AA. 1. Locates the quartering party and the AA. 2. Surprises the main body. 3. Penetrates the AA with squad-size probes. 4. Inflicts personnel casualties and vehicle damage. 5. Disrupts the unit's preparations (prevents or delays beyond the unit's allotted time).

**TASK:** Disrupt Enemy Movement and Operations Using Tactical Nuclear Weapons (5-OPFOR-0016)

**CONDITION:** The opposing forces (OPFOR) element has located the enemy. Priority intelligence requirements (PIR) and other intelligence requirements have been obtained by OPFOR patrols. Tactical nuclear weapons are employed against key locations in the rear area.

**STANDARD:** The OPFOR element disrupts enemy movement and operations. 1. Disrupts or delays the movement of the enemy's equipment and supplies to the forward areas. 2. Destroys enemy equipment and supplies. 3. Inflicts a high rate of nuclear casualties among the enemy forces. 4. Denies the enemy the use of specified areas. 5. Contaminates the enemy's equipment and supplies.

**TASK:** Disrupt Enemy Movement and Operations Using Persistent and Nonpersistent Chemical Weapons (5-OPFOR-0015)

**CONDITION:** The opposing forces (OPFOR) element has located the enemy. Priority intelligence requirements (PIR) and other intelligence requirements have been obtained by OPFOR patrols. The OPFOR units deliver chemical agents, by means of conventional artillery weapons or aircraft, along selected supply routes and key bases in the rear area.

**STANDARD:** The OPFOR element disrupts enemy movement and operations using persistent and nonpersistent chemical weapons. 1. Delivers chemical agents in low and densely wooded areas. 2. Delays the movement of enemy supplies and equipment to the forward areas. 3. Restricts the movement of the enemy units in the rear area. 4. Channels the movement of enemy units into predesignated ambush areas. 5. Contaminates enemy supplies and equipment. 6. Inflicts a high rate of casualties on enemy forces.

**TASK:** Conduct a Raid (5-OPFOR-0004)

**CONDITION:** The opposing forces (OPFOR) element has occupied an objective rally point and has orders to conduct a raid on a combat service support (CSS) base.

**STANDARD:** The OPFOR element infiltrates the enemy's base and destroys all of the targets. 1. Surprises the enemy forces. 2. Assaults the support base and accomplishes the assigned tasks. 3. Destroys the specified equipment and supplies. 4. Avoids being decisively engaged. 5. Withdraws all personnel from the objective areas within the time prescribed. 6. Obtains all priority intelligence requirements (PIR) from the raid site. 7. Sustains only light casualties from enemy fire.

**TASK:** Defend a Minefield (5-OPFOR-0023)

**CONDITION:** The enemy is conducting a minefield sweeping operation. The opposing forces (OPFOR) element has a minefield placed in the enemy's path. The minefield is under constant observation and fire.

**STANDARD:** The OPFOR element defends a minefield against an enemy element conducting a minefield sweeping operation. 1. Prevents the unit from detecting the obstacle. 2. Disrupts the minefield sweeping operation. 3. Prevents the unit from conducting the minefield sweeping operation, prevents the unit from moving all personnel through the breach or delays the completion of the minefield sweeping operation for more than 45 minutes.

**TASK:** Surrender to the Capturing Unit on the Battlefield (5-OPFOR-0024)

**CONDITION:** The enemy has captured the opposing forces (OPFOR) element's soldiers, documents, and equipment sensitive to the OPFOR tactical operations.

**STANDARD:** The OPFOR soldiers retain or destroy documents and equipment. The OPFOR element surrenders documents and equipment of no tactical use to the enemy and attempts to conceal or destroy items of tactical value. The OPFOR element attempts escape and evasion. 1. Prevents the successful capture of documents and equipment. 2. Destroys documents and equipment. 3. Removes identifying markings from equipment. 4. Removes unit-identifying insignia. 5. Provides misleading information. 6. Plans an escape. 7. Delays movement to the nearest collection point. 8. Prevents safeguarding of enemy prisoners of war (EPWs) in order to cause embarrassment to the United States (US).

**TASK:** Maintain Contact (5-OPFOR-0003)

**CONDITION:** The opposing forces (OPFOR) element is engaged with enemy base defense forces. The enemy forces are withdrawing under pressure.

**STANDARD:** The OPFOR element maintains enemy contact while the enemy withdraws. 1. Engages the enemy forces decisively. 2. Advances the OPFOR as the enemy forces withdraw. 3. Inflicts heavy casualties. 4. Captures the members of the enemy force. 5. Captures documents and equipment. 6. Safeguards captured documents, equipment, and personnel.

**TASK:** Disrupt an Engineer Reconnaissance (5-OPFOR-0022)

**CONDITION:** The enemy is conducting an engineer reconnaissance. The opposing forces (OPFOR) element is positioned along the enemy's route.

**STANDARD:** The OPFOR element disrupts an engineer reconnaissance. 1. Prevents the unit from meeting its specified time schedule. 2. Forces the unit to deviate from its specified route. 3. Prevents the unit from accomplishing its assigned engineer reconnaissance. 4. Surprises the unit conducting the reconnaissance.

**TASK:** Conduct an Ambush (5-OPFOR-0007)

**CONDITION:** The enemy is moving in a convoy. The opposing forces (OPFOR) element is positioned along the enemy's route.

**STANDARD:** The OPFOR element inflicts casualties on the enemy and causes vehicle and equipment damage. 1. Prepares an ambush site before the element arrives. 2. Surprises march element forces. 3. Inflicts heavy casualties within the designated kill zone. 4. Inflicts heavy damage to vehicles and equipment within the designated kill zone. 5. Delays the march element from reaching a specified destination for a specified period of time. 6. Withdraws on order. 7. Sustains no casualties. 8. Reports actions to superiors.

**ELEMENT:** Company Headquarters

**TASK:** Provide Support for Countermobility Operations (05-2-0126)  
(FM 5-102)

**ITERATION:** 1 2 3 4 5 M (Circle)

**COMMANDER/LEADER ASSESSMENT:** T P U (Circle)

**CONDITIONS:** The company has received a countermobility support plan from the brigade engineer section that defines the countermobility support requirements for the brigade combat team (BCT). The company is either operating as a single element or distributed throughout the brigade area by platoons and mobility support sections. Authorized equipment and personnel are available. The company may conduct elements of this task simultaneously, under both hostile and permissive environments. The enemy (any person, organization, agency, or situation that is, will be, or could be an obstacle to accomplishing the mission) can attack with mounted or dismounted forces; close air support (CAS); indirect fire; or nuclear, biological, and chemical (NBC) weapons. The unit has guidance provided by the rules of engagement (ROE) and from mission instructions, such as the peace mandate terms of reference, the Status of Forces Agreement (SOFA), and rules of interaction (ROI). Coalition partners, civilians, government agencies, nongovernmental organizations, private voluntary organizations, and local and international media may be in the area and influencing operations. The task is conducted under all environmental conditions, day or night, to support company operations. Some iterations of this task should be performed in MOPP4.

**TASK STANDARDS:** Provide support for countermobility operations, ensuring the safety of equipment and personnel at all times. Analyze the operation order (OPORD)/fragmentary order (FRAGO) to determine all specified and implied actions required to complete the mission. The time required to perform this task is increased when conducting it in mission-oriented protection posture (MOPP) 4.

TASK STEPS AND PERFORMANCE MEASURES	GO	NO-GO
<p>* 1. Unit leaders conduct troop-leading procedures.</p> <p>2. The unit analyzes the support mission.</p> <ul style="list-style-type: none"> <li>a. Identified the type of equipment and number of personnel needed.</li> <li>b. Issued a warning order to soldiers.</li> <li>c. Determined the type of countermobility/survivability support mission, such as-- <ul style="list-style-type: none"> <li>(1) Emplace tactical obstacles.</li> <li>(2) Emplace situational obstacles.</li> <li>(3) Harden facilities/construct survivability positions.</li> </ul> </li> </ul> <p>3. The unit coordinates with the supported unit.</p> <ul style="list-style-type: none"> <li>a. Identified equipment/personnel requirements.</li> <li>b. Identified the support requirements.</li> <li>c. Identified the date, time, and location of equipment support (if required).</li> <li>d. Coordinated for transportation of equipment/personnel.</li> <li>e. Coordinated for movement within the supported unit area.</li> </ul> <p>4. The unit provides support.</p> <ul style="list-style-type: none"> <li>a. Emplaced tactical obstacles to support the brigade or supported unit's scheme of maneuver.</li> <li>b. Emplaced situational obstacles to support the brigade or supported unit's scheme of maneuver.</li> <li>c. Hardened facilities and constructed survivability positions according to the brigade or supported unit's survivability plan.</li> </ul>		

TASK PERFORMANCE / EVALUATION SUMMARY BLOCK							
ITERATION	1	2	3	4	5	M	TOTAL
TOTAL TASK STEPS EVALUATED							
TOTAL TASK STEPS "GO"							
TRAINING STATUS "GO"/"NO-GO"							

"\*\*" indicates a leader task step.

#### SUPPORTING INDIVIDUAL TASKS

Task Number	Task Title
052-192-3125	Direct a Row Minefield Siting Party
052-227-3103	Direct Loading of Palletized Cargo on an M9 Armored Combat Earthmover (ACE)
052-227-3104	Direct the Unloading of Palletized Cargo From an M9 Armored Combat Earthmover (ACE)
052-227-3121	Direct Construction of a Rectangular Tank Ditch
052-227-3122	Direct Construction of a V-Type Ditch

#### SUPPORTING COLLECTIVE TASKS

Task Number	Task Title
05-2-0314	Integrate Obstacles Into Direct- and Indirect-Fire Plans
05-2-0514	Emplace Tactical Obstacles
05-2-0516	Emplace Situational Obstacles
05-2-0518	Control Construction of Survivability Positions

#### OPFOR TASKS AND STANDARDS

**TASK:** Disrupt Movement (5-OPFOR-0014)

**CONDITION:** The enemy is expected to move through the opposing forces (OPFOR) element's area of operations. The OPFOR element has received an operation order (OPORD) or fragmentary order (FRAGO) to disrupt enemy movement. The enemy has the capability to defend with direct fire and antiarmor weapons.

**STANDARD:** The OPFOR element delays enemy movement. 1. Delays the element. 2. Forces the element to deviate from its route. 3. Prevents the element from reaching its destination. 4. Surprises the element's main body.

**TASK:** Defeat Obstacles (5-OPFOR-0009)

**CONDITION:** The opposing forces (OPFOR) element encounters an obstacle that blocks the avenue of approach as it advances upon the enemy forces.

**STANDARD:** The OPFOR element bypasses or breaches the enemy obstacle. 1. Detects the obstacle before halting its main body. 2. Defeats the obstacle. a. Bypasses the obstacle without entering the engagement areas. b. Breaches the obstacle within 45 minutes and passes its entire force through the obstacle. 3. Does not incur degradation to the point that the mission must be discontinued.

**TASK:** Conduct an Attack (5-OPFOR-0008)

**CONDITION:** The enemy is conducting tactical operations. The opposing forces (OPFOR) element receives orders to attack the enemy, the area of occupation, or the main supply route (MSR) with smoke.

**STANDARD:** The OPFOR element disrupts the enemy's movement and smoke operations. 1. Determines the delivery method of the smoke attack. 2. Locates the target. 3. Delivers the smoke attack downwind. 4. Attacks the enemy with smoke, and surge attacks when the enemy responds to the smoke.

**TASK:** Disrupt a Route Reconnaissance (5-OPFOR-0021)

**CONDITION:** The enemy is conducting a route reconnaissance. The opposing forces (OPFOR) element is positioned along the enemy's route.

**STANDARD:** The OPFOR element attempts to disrupt a squad/section conducting a route reconnaissance. 1. Prevents the unit from meeting its specified time schedule. 2. Forces the unit to deviate from its specified route. 3. Prevents the unit from reaching its assigned destination. 4. Surprises the squad/section. 5. Inflicts casualties on the unit.

**TASK:** Conduct Terrorist and Saboteur Attacks (5-OPFOR-0005)

**CONDITION:** The opposing forces (OPFOR) element dispatches small teams into the enemy's rear area to disrupt combat service support (CSS) operations.

**STANDARD:** The enemy sustains disrupted command and control (C2), destroyed equipment and supplies, and light casualties. 1. Locates rear support bases and C2 facilities. 2. Delays and disrupts CSS operations through probes. 3. Infiltrates CSS bases to conduct sabotage and terrorist activities. 4. Inflicts light casualties. 5. Destroys supplies and equipment.

**TASK:** Disrupt a Net Control Station (NCS) (5-OPFOR-0019)

**CONDITION:** The enemy has established a NCS. The opposing forces (OPFOR) element has radio and jamming equipment.

**STANDARD:** The OPFOR element attempts to disrupt an NCS. 1. Attempts to locate the radio frequency that the unit is operating on. 2. Attempts to enter the radio net. 3. Attempts to issue "bogus" orders to a unit on the net. 4. Jams the radio frequency and forces the unit to go to an alternate frequency.

**TASK:** Disrupt Construction of Vehicle Fighting Positions (5-OPFOR-0020)

**CONDITION:** The opposing forces (OPFOR) element has located the enemy. The priority intelligence requirements (PIR) and other intelligence obtained by OPFOR patrols indicate the enemy is constructing vehicle fighting positions within its defensive area. The OPFOR element has automatic and antiarmor weapons and light mortars.

**STANDARD:** The OPFOR element attempts to disrupt the enemy's efforts to establish vehicle fighting positions. 1. Locates the defensive area. 2. Surprises the main body. 3. Penetrates the defensive area with squad-size probes. 4. Inflicts casualties on the unit. 5. Destroys vehicles. 6. Disrupts the unit's preparations (prevents or delays beyond the unit's allotted time).

**TASK:** Conduct an Aerial Reconnaissance (5-OPFOR-0010)

**CONDITION:** The opposing forces (OPFOR) headquarters (HQ) element requires intelligence on the locations and identification of enemy elements. An aircraft is dispatched to take photographs and make a visual inspection of the enemy rear area.

**STANDARD:** The OPFOR element gathers photograph intelligence of the enemy. 1. Photographs the assigned sectors. 2. Makes quick visual checks where the ceiling is low. 3. Locates enemy positions in the area, particularly support and storage bases, and command and control (C2) facilities. 4. Sustains no loss of aircraft. 5. Reports priority intelligence requirements (PIR) and other information requirements to the OPFOR HQ.

**TASK:** Disrupt Defensive Preparations (5-OPFOR-0018)

**CONDITION:** The opposing forces (OPFOR) element has located the enemy. Priority intelligence requirements (PIR) and other intelligence requirements obtained by OPFOR patrols indicate that the enemy elements are establishing defensive positions. The OPFOR element has automatic and antiarmor weapons and light mortars.

**STANDARD:** The OPFOR element disrupts and delays the enemy's defensive preparations. 1. Locates and penetrates the enemy's security system. 2. Forces the enemy to delay defensive preparations. 3. Disrupts the enemy's obstacle preparations.

**TASK:** Disrupt Quartering Party Operations (5-OPFOR-0017)

**CONDITION:** The enemy is conducting quartering party operations. It has established an assembly area (AA) but has not moved in the main body.

**STANDARD:** The opposing forces (OPFOR) element attempts to disrupt quartering party operations and infiltrate the enemy's AA. 1. Locates the quartering party and the AA. 2. Surprises the main body. 3. Penetrates the AA with squad-size probes. 4. Inflicts personnel casualties and vehicle damage. 5. Disrupts the unit's preparations (prevents or delays beyond the unit's allotted time).

**TASK:** Disrupt Enemy Movement and Operations Using Persistent and Nonpersistent Chemical Weapons (5-OPFOR-0015)

**CONDITION:** The opposing forces (OPFOR) element has located the enemy. Priority intelligence requirements (PIR) and other intelligence requirements have been obtained by OPFOR patrols. The OPFOR units deliver chemical agents, by means of conventional artillery weapons or aircraft, along selected supply routes and key bases in the rear area.

**STANDARD:** The OPFOR element disrupts enemy movement and operations using persistent and nonpersistent chemical weapons. 1. Delivers chemical agents in low and densely wooded areas. 2. Delays the movement of enemy supplies and equipment to the forward areas. 3. Restricts the movement of the enemy units in the rear area. 4. Channels the movement of enemy units into predesignated ambush areas. 5. Contaminates enemy supplies and equipment. 6. Inflicts a high rate of casualties on enemy forces.

**TASK:** Disrupt Enemy Movement and Operations Using Tactical Nuclear Weapons (5-OPFOR-0016)

**CONDITION:** The opposing forces (OPFOR) element has located the enemy. Priority intelligence requirements (PIR) and other intelligence requirements have been obtained by OPFOR patrols. Tactical nuclear weapons are employed against key locations in the rear area.

**STANDARD:** The OPFOR element disrupts enemy movement and operations. 1. Disrupts or delays the movement of the enemy's equipment and supplies to the forward areas. 2. Destroys enemy equipment and supplies. 3. Inflicts a high rate of nuclear casualties among the enemy forces. 4. Denies the enemy the use of specified areas. 5. Contaminates the enemy's equipment and supplies.

**TASK:** Counter Passage of Lines (5-OPFOR-0012)



**CONDITION:** Enemy forces are in defensive positions, but they are expected to attempt passage-of-lines operations. The opposing forces (OPFOR) received orders to disrupt enemy passage-of-lines operations.

**STANDARD:** The OPFOR element delays or prevents enemy passage of lines. 1. Delays the passage. 2. Prevents the company from moving all personnel through the stationary unit. 3. Engages the main body of either the moving or the stationary unit.

**TASK:** Conduct a Raid (5-OPFOR-0004)

**CONDITION:** The opposing forces (OPFOR) element has occupied an objective rally point and has orders to conduct a raid on a combat service support (CSS) base.

**STANDARD:** The OPFOR element infiltrates the enemy's base and destroys all of the targets. 1. Surprises the enemy forces. 2. Assaults the support base and accomplishes the assigned tasks. 3. Destroys the specified equipment and supplies. 4. Avoids being decisively engaged. 5. Withdraws all personnel from the objective areas within the time prescribed. 6. Obtains all priority intelligence requirements (PIR) from the raid site. 7. Sustains only light casualties from enemy fire.

**TASK:** Conduct Sniper Operations (5-OPFOR-0006)

**CONDITION:** The opposing forces (OPFOR) element has assigned snipers (regular or irregular elements) in the enemy's rear area along the main supply route (MSR) and near support sites.

**STANDARD:** The OPFOR element kills or wounds targets. 1. Sets up a well-concealed location. 2. Engages vehicle drivers or personnel on foot with short bursts of semiautomatic fire. 3. Kills or wounds selected targets. 4. Prevents the position from being discovered by enemy forces. 5. Evacuates the area without being spotted. 6. Reports all specified priority intelligence requirements (PIR) and other intelligence requirements to the OPFOR headquarters (HQ).

**TASK:** Defend a Minefield (5-OPFOR-0023)

**CONDITION:** The enemy is conducting a minefield sweeping operation. The opposing forces (OPFOR) element has a minefield placed in the enemy's path. The minefield is under constant observation and fire.

**STANDARD:** The OPFOR element defends a minefield against an enemy element conducting a minefield sweeping operation. 1. Prevents the unit from detecting the obstacle. 2. Disrupts the minefield sweeping operation. 3. Prevents the unit from conducting the minefield sweeping operation, prevents the unit from moving all personnel through the breach or delays the completion of the minefield sweeping operation for more than 45 minutes.

**TASK:** Conduct Air Attacks (5-OPFOR-0002)

**CONDITION:** The opposing forces (OPFOR) element in the rear area has forwarded the positions of the enemy support sites or the locations of moving elements. The OPFOR aircraft have been dispatched to attack enemy installations or convoys.

**STANDARD:** The OPFOR element attempts to delay, disrupt, or damage the enemy targets by air. 1. Locates the target (support sites or convoys). 2. Makes attack runs on the designated targets. 3. Inflicts heavy damage to the selected target. 4. Sustains no loss of aircraft. 5. Delays moving the force for more than one hour.

**TASK:** Attack (5-OPFOR-0001)

**CONDITION:** The opposing forces (OPFOR) element has located the enemy. The priority intelligence requirements (PIR) and other intelligence requirements have been obtained by OPFOR patrols. The OPFOR element has automatic and antiarmor weapons and light mortars.

**STANDARD:** The OPFOR element attempts to seize the terrain, vehicles, or equipment. 1. Develops an attack plan. 2. Surprises the enemy unit's main body. 3. Initiates the attack using a scheme of maneuver that exploits the enemy's flanks, gaps, and weaknesses. 4. Uses covered and concealed routes to approach the enemy forces' flanks, gaps, or weakly held areas. 5. Employs indirect fire to support the attack. 6. Penetrates enemy defenses. 7. Destroys equipment and supplies. 8. Inflicts heavy casualties. 9. Isolates the combat service support (CSS) base by blocking reinforcements. 10. Forces enemy units to displace. 11. Avoids being fixed in one position. 12. Withdraws before the CSS base is reinforced with tactical combat forces.

**TASK:** Surrender to the Capturing Unit on the Battlefield (5-OPFOR-0024)

**CONDITION:** The enemy has captured the opposing forces (OPFOR) element's soldiers, documents, and equipment sensitive to the OPFOR tactical operations.

**STANDARD:** The OPFOR soldiers retain or destroy documents and equipment. The OPFOR element surrenders documents and equipment of no tactical use to the enemy and attempts to conceal or destroy items of tactical value. The OPFOR element attempts escape and evasion. 1. Prevents the successful capture of documents and equipment. 2. Destroys documents and equipment. 3. Removes identifying markings from equipment. 4. Removes unit-identifying insignia. 5. Provides misleading information. 6. Plans an escape. 7. Delays movement to the nearest collection point. 8. Prevents safeguarding of enemy prisoners of war (EPWs) in order to cause embarrassment to the United States (US).

**TASK:** Disrupt Assembly Area (AA) Activities (5-OPFOR-0013)

**CONDITION:** Intelligence reports indicate that platoon- and company-size enemy units are operating in the opposing forces (OPFOR) area of operations. Enemy units can defend from AAs with direct fire, antiarmor weapons, and indirect fire. The enemy has close air support (CAS) and nuclear, biological, and chemical (NBC) capabilities.

**STANDARD:** The OPFOR element locates and disrupts the enemy's AA activities. 1. Locates the element's AA. 2. Probes the AA with squad- or team-size elements. 3. Inflicts more than 5 percent casualties on the element. 4. Disrupts the element's preparations (prevents or delays beyond the element's allotted time).

**TASK:** Disrupt an Engineer Reconnaissance (5-OPFOR-0022)

**CONDITION:** The enemy is conducting an engineer reconnaissance. The opposing forces (OPFOR) element is positioned along the enemy's route.

**STANDARD:** The OPFOR element disrupts an engineer reconnaissance. 1. Prevents the unit from meeting its specified time schedule. 2. Forces the unit to deviate from its specified route. 3. Prevents the unit from accomplishing its assigned engineer reconnaissance. 4. Surprises the unit conducting the reconnaissance.

**TASK:** Conduct an Ambush (5-OPFOR-0007)

**CONDITION:** The enemy is moving in a convoy. The opposing forces (OPFOR) element is positioned along the enemy's route.

**STANDARD:** The OPFOR element inflicts casualties on the enemy and causes vehicle and equipment damage. 1. Prepares an ambush site before the element arrives. 2. Surprises march element forces. 3. Inflicts heavy casualties within the designated kill zone. 4. Inflicts heavy damage to vehicles and equipment within the designated kill zone. 5. Delays the march element from reaching a specified destination for a specified period of time. 6. Withdraws on order. 7. Sustains no casualties. 8. Reports actions to superiors.

**TASK:** Maintain Contact (5-OPFOR-0003)

**CONDITION:** The opposing forces (OPFOR) element is engaged with enemy base defense forces. The enemy forces are withdrawing under pressure.

**STANDARD:** The OPFOR element maintains enemy contact while the enemy withdraws. 1. Engages the enemy forces decisively. 2. Advances the OPFOR as the enemy forces withdraw. 3. Inflicts heavy casualties. 4. Captures the members of the enemy force. 5. Captures documents and equipment. 6. Safeguards captured documents, equipment, and personnel.

**ELEMENTS:** Company Headquarters  
Three Combat Mobility Platoons

**TASK:** Provide Support for Survivability Operations (05-2-0127)  
(FM 5-103)

**ITERATION:** 1 2 3 4 5 M (Circle)

**COMMANDER/LEADER ASSESSMENT:** T P U (Circle)

**CONDITIONS:** The company has received a mobility support plan from the brigade engineer section that defines the mobility support requirements for the brigade combat team (BCT). The company is operating either as a single element or distributed throughout the brigade area by platoons and mobility support sections. Authorized equipment and personnel are available. The company may conduct elements of this task simultaneously under both hostile and permissive environments. The enemy (any person, organization, agency, or situation that is, will be, or could be an obstacle to accomplishing the mission) can attack with mounted or dismounted forces; close air support (CAS); indirect fire; or nuclear, biological, and chemical (NBC) weapons. The unit has guidance provided by the rules of engagement (ROE) and from mission instructions, such as the peace mandate terms of reference, the Status of Forces Agreement (SOFA), and rules of interaction (ROI). Coalition partners, civilians, government agencies, nongovernmental organizations, private voluntary organizations, and local and international media may be in the area and influencing operations. The task is conducted under all environmental conditions, day or night, to support company operations. Some iterations of this task should be performed in MOPP4.

**TASK STANDARDS:** Provide support for mobility operations, ensuring the safety of equipment and personnel at all times. Analyze the operation order (OPORD)/fragmentary order (FRAGO) to determine all specified and implied actions required to complete the mission. The time required to perform this task is increased when conducting it in mission-oriented protection posture (MOPP) 4.

TASK STEPS AND PERFORMANCE MEASURES	GO	NO-GO
<p>* 1. Unit leaders conduct troop-leading procedures.</p> <p>2. The unit analyzes the support mission.</p> <ul style="list-style-type: none"> <li>a. Identified the type of equipment and number of personnel needed.</li> <li>b. Issued a warning order to soldiers.</li> <li>c. Determined the type of mobility support mission, such as-- <ul style="list-style-type: none"> <li>(1) Support an engineer reconnaissance.</li> <li>(2) Conduct a gap crossing.</li> <li>(3) Conduct minesweeping/clearance operations.</li> <li>(4) Support breaching operations.</li> <li>(5) Maintain combat roads and trails.</li> </ul> </li> </ul> <p>3. The unit coordinates with the supported unit.</p> <ul style="list-style-type: none"> <li>a. Identified equipment/personnel requirements.</li> <li>b. Identified the support requirements.</li> <li>c. Identified the date, time, and location of equipment support (if required).</li> <li>d. Coordinated for transportation of equipment/personnel.</li> <li>e. Coordinated for movement within the supported unit's area.</li> </ul> <p>4. The unit provides support.</p> <ul style="list-style-type: none"> <li>a. Planned and directed an engineer reconnaissance to accomplish the reconnaissance objectives established by the brigade or supported unit.</li> <li>b. Planned and supported gap crossing operations by constructing bridges and controlling movement within the crossing area.</li> </ul>		

TASK STEPS AND PERFORMANCE MEASURES	GO	NO-GO
c. Planned and conducted minesweeping/clearing operations to ensure that the mobility of the brigade was according to the route priorities established by the brigade or supported unit. d. Planned and supported breaching operations by the brigade or supported unit. e. Planned and executed the maintenance and limited construction of combat roads and trails within company resources, and identified equipment/personnel shortfalls to the brigade or supported unit.		

TASK PERFORMANCE / EVALUATION SUMMARY BLOCK							
ITERATION	1	2	3	4	5	M	TOTAL
TOTAL TASK STEPS EVALUATED							
TOTAL TASK STEPS "GO"							
TRAINING STATUS "GO"/"NO-GO"							

"\*" indicates a leader task step.

#### SUPPORTING INDIVIDUAL TASKS

Task Number	Task Title
052-227-2106	Direct Adjusting Track Tension on an Armored Combat Earthmover (ACE)

#### SUPPORTING COLLECTIVE TASKS

Task Number	Task Title
05-2-0114	Conduct Breaching Operations
05-3-0705	Construct Combat Roads/Trails

#### OPFOR TASKS AND STANDARDS

**TASK:** Disrupt Movement (5-OPFOR-0014)

**CONDITION:** The enemy is expected to move through the opposing forces (OPFOR) element's area of operations. The OPFOR element has received an operation order (OPORD) or fragmentary order (FRAGO) to disrupt enemy movement. The enemy has the capability to defend with direct fire and antiarmor weapons.

**STANDARD:** The OPFOR element delays enemy movement. 1. Delays the element. 2. Forces the element to deviate from its route. 3. Prevents the element from reaching its destination. 4. Surprises the element's main body.

**TASK:** Defeat Obstacles (5-OPFOR-0009)

**CONDITION:** The opposing forces (OPFOR) element encounters an obstacle that blocks the avenue of approach as it advances upon the enemy forces.

**STANDARD:** The OPFOR element bypasses or breaches the enemy obstacle. 1. Detects the obstacle before halting its main body. 2. Defeats the obstacle. a. Bypasses the obstacle without entering the engagement areas. b. Breaches the obstacle within 45 minutes and passes its entire force through the obstacle. 3. Does not incur degradation to the point that the mission must be discontinued.

**TASK:** Conduct an Attack (5-OPFOR-0008)

**CONDITION:** The enemy is conducting tactical operations. The opposing forces (OPFOR) element receives orders to attack the enemy, the area of occupation, or the main supply route (MSR) with smoke.

**STANDARD:** The OPFOR element disrupts the enemy's movement and smoke operations. 1. Determines the delivery method of the smoke attack. 2. Locates the target. 3. Delivers the smoke attack downwind. 4. Attacks the enemy with smoke, and surge attacks when the enemy responds to the smoke.

**TASK:** Disrupt a Route Reconnaissance (5-OPFOR-0021)

**CONDITION:** The enemy is conducting a route reconnaissance. The opposing forces (OPFOR) element is positioned along the enemy's route.

**STANDARD:** The OPFOR element attempts to disrupt a squad/section conducting a route reconnaissance. 1. Prevents the unit from meeting its specified time schedule. 2. Forces the unit to deviate from its specified route. 3. Prevents the unit from reaching its assigned destination. 4. Surprises the squad/section. 5. Inflicts casualties on the unit.

**TASK:** Conduct Terrorist and Saboteur Attacks (5-OPFOR-0005)

**CONDITION:** The opposing forces (OPFOR) element dispatches small teams into the enemy's rear area to disrupt combat service support (CSS) operations.

**STANDARD:** The enemy sustains disrupted command and control (C2), destroyed equipment and supplies, and light casualties. 1. Locates rear support bases and C2 facilities. 2. Delays and disrupts CSS operations through probes. 3. Infiltrates CSS bases to conduct sabotage and terrorist activities. 4. Inflicts light casualties. 5. Destroys supplies and equipment.

**TASK:** Disrupt a Net Control Station (NCS) (5-OPFOR-0019)

**CONDITION:** The enemy has established a NCS. The opposing forces (OPFOR) element has radio and jamming equipment.

**STANDARD:** The OPFOR element attempts to disrupt an NCS. 1. Attempts to locate the radio frequency that the unit is operating on. 2. Attempts to enter the radio net. 3. Attempts to issue "bogus" orders to a unit on the net. 4. Jams the radio frequency and forces the unit to go to an alternate frequency.

**TASK:** Disrupt Construction of Vehicle Fighting Positions (5-OPFOR-0020)

**CONDITION:** The opposing forces (OPFOR) element has located the enemy. The priority intelligence requirements (PIR) and other intelligence obtained by OPFOR patrols indicate the enemy is constructing vehicle fighting positions within its defensive area. The OPFOR element has automatic and antiarmor weapons and light mortars.

**STANDARD:** The OPFOR element attempts to disrupt the enemy's efforts to establish vehicle fighting positions. 1. Locates the defensive area. 2. Surprises the main body. 3. Penetrates the defensive area with squad-size probes. 4. Inflicts casualties on the unit. 5. Destroys vehicles. 6. Disrupts the unit's preparations (prevents or delays beyond the unit's allotted time).

**TASK:** Conduct an Aerial Reconnaissance (5-OPFOR-0010)

**CONDITION:** The opposing forces (OPFOR) headquarters (HQ) element requires intelligence on the locations and identification of enemy elements. An aircraft is dispatched to take photographs and make a visual inspection of the enemy rear area.

**STANDARD:** The OPFOR element gathers photograph intelligence of the enemy. 1. Photographs the assigned sectors. 2. Makes quick visual checks where the ceiling is low. 3. Locates enemy positions in the area, particularly support and storage bases, and command and control (C2) facilities. 4. Sustains no loss of aircraft. 5. Reports priority intelligence requirements (PIR) and other information requirements to the OPFOR HQ.

**TASK:** Disrupt Defensive Preparations (5-OPFOR-0018)

**CONDITION:** The opposing forces (OPFOR) element has located the enemy. Priority intelligence requirements (PIR) and other intelligence requirements obtained by OPFOR patrols indicate that the enemy elements are establishing defensive positions. The OPFOR element has automatic and antiarmor weapons and light mortars.

**STANDARD:** The OPFOR element disrupts and delays the enemy's defensive preparations. 1. Locates and penetrates the enemy's security system. 2. Forces the enemy to delay defensive preparations. 3. Disrupts the enemy's obstacle preparations.

**TASK:** Disrupt Quartermaster Operations (5-OPFOR-0017)

**CONDITION:** The enemy is conducting quartermaster operations. It has established an assembly area (AA) but has not moved in the main body.

**STANDARD:** The opposing forces (OPFOR) element attempts to disrupt quartermaster operations and infiltrate the enemy's AA. 1. Locates the quartermaster and the AA. 2. Surprises the main body. 3. Penetrates the AA with squad-size probes. 4. Inflicts personnel casualties and vehicle damage. 5. Disrupts the unit's preparations (prevents or delays beyond the unit's allotted time).

**TASK:** Disrupt Enemy Movement and Operations Using Persistent and Nonpersistent Chemical Weapons (5-OPFOR-0015)

**CONDITION:** The opposing forces (OPFOR) element has located the enemy. Priority intelligence requirements (PIR) and other intelligence requirements have been obtained by OPFOR patrols. The OPFOR units deliver chemical agents, by means of conventional artillery weapons or aircraft, along selected supply routes and key bases in the rear area.

**STANDARD:** The OPFOR element disrupts enemy movement and operations using persistent and nonpersistent chemical weapons. 1. Delivers chemical agents in low and densely wooded areas. 2. Delays the movement of enemy supplies and equipment to the forward areas. 3. Restricts the movement of the enemy units in the rear area. 4. Channels the movement of enemy units into predesignated ambush areas. 5. Contaminates enemy supplies and equipment. 6. Inflicts a high rate of casualties on enemy forces.

**TASK:** Disrupt Enemy Movement and Operations Using Tactical Nuclear Weapons (5-OPFOR-0016)

**CONDITION:** The opposing forces (OPFOR) element has located the enemy. Priority intelligence requirements (PIR) and other intelligence requirements have been obtained by OPFOR patrols. Tactical nuclear weapons are employed against key locations in the rear area.

**STANDARD:** The OPFOR element disrupts enemy movement and operations. 1. Disrupts or delays the movement of the enemy's equipment and supplies to the forward areas. 2. Destroys enemy equipment and supplies. 3. Inflicts a high rate of nuclear casualties among the enemy forces. 4. Denies the enemy the use of specified areas. 5. Contaminates the enemy's equipment and supplies.

**TASK:** Counter Passage of Lines (5-OPFOR-0012)

**CONDITION:** Enemy forces are in defensive positions, but they are expected to attempt passage-of-lines operations. The opposing forces (OPFOR) received orders to disrupt enemy passage-of-lines operations.

**STANDARD:** The OPFOR element delays or prevents enemy passage of lines. 1. Delays the passage. 2. Prevents the company from moving all personnel through the stationary unit. 3. Engages the main body of either the moving or the stationary unit.

**TASK:** Surrender to the Capturing Unit on the Battlefield (5-OPFOR-0024)

**CONDITION:** The enemy has captured the opposing forces (OPFOR) element's soldiers, documents, and equipment sensitive to the OPFOR tactical operations.

**STANDARD:** The OPFOR soldiers retain or destroy documents and equipment. The OPFOR element surrenders documents and equipment of no tactical use to the enemy and attempts to conceal or destroy items of tactical value. The OPFOR element attempts escape and evasion. 1. Prevents the successful capture of documents and equipment. 2. Destroys documents and equipment. 3. Removes identifying markings from equipment. 4. Removes unit-identifying insignia. 5. Provides misleading information. 6. Plans an escape. 7. Delays movement to the nearest collection point. 8. Prevents safeguarding of enemy prisoners of war (EPWs) in order to cause embarrassment to the United States (US).

**TASK:** Conduct a Raid (5-OPFOR-0004)

**CONDITION:** The opposing forces (OPFOR) element has occupied an objective rally point and has orders to conduct a raid on a combat service support (CSS) base.

**STANDARD:** The OPFOR element infiltrates the enemy's base and destroys all of the targets. 1. Surprises the enemy forces. 2. Assaults the support base and accomplishes the assigned tasks. 3. Destroys the specified equipment and supplies. 4. Avoids being decisively engaged. 5. Withdraws all personnel from the objective areas within the time prescribed. 6. Obtains all priority intelligence requirements (PIR) from the raid site. 7. Sustains only light casualties from enemy fire.

**TASK:** Conduct Sniper Operations (5-OPFOR-0006)

**CONDITION:** The opposing forces (OPFOR) element has assigned snipers (regular or irregular elements) in the enemy's rear area along the main supply route (MSR) and near support sites.

**STANDARD:** The OPFOR element kills or wounds targets. 1. Sets up a well-concealed location. 2. Engages vehicle drivers or personnel on foot with short bursts of semiautomatic fire. 3. Kills or wounds selected targets. 4. Prevents the position from being discovered by enemy forces. 5. Evacuates the area without being spotted. 6. Reports all specified priority intelligence requirements (PIR) and other intelligence requirements to the OPFOR headquarters (HQ).

**TASK:** Defend a Minefield (5-OPFOR-0023)

**CONDITION:** The enemy is conducting a minefield sweeping operation. The opposing forces (OPFOR) element has a minefield placed in the enemy's path. The minefield is under constant observation and fire.

**STANDARD:** The OPFOR element defends a minefield against an enemy element conducting a minefield sweeping operation. 1. Prevents the unit from detecting the obstacle. 2. Disrupts the minefield sweeping operation. 3. Prevents the unit from conducting the minefield sweeping operation, prevents the unit from moving all personnel through the breach or delays the completion of the minefield sweeping operation for more than 45 minutes.



**TASK:** Conduct Air Attacks (5-OPFOR-0002)

**CONDITION:** The opposing forces (OPFOR) element in the rear area has forwarded the positions of the enemy support sites or the locations of moving elements. The OPFOR aircraft have been dispatched to attack enemy installations or convoys.

**STANDARD:** The OPFOR element attempts to delay, disrupt, or damage the enemy targets by air. 1. Locates the target (support sites or convoys). 2. Makes attack runs on the designated targets. 3. Inflicts heavy damage to the selected target. 4. Sustains no loss of aircraft. 5. Delays moving the force for more than one hour.

**TASK:** Attack (5-OPFOR-0001)

**CONDITION:** The opposing forces (OPFOR) element has located the enemy. The priority intelligence requirements (PIR) and other intelligence requirements have been obtained by OPFOR patrols. The OPFOR element has automatic and antiarmor weapons and light mortars.

**STANDARD:** The OPFOR element attempts to seize the terrain, vehicles, or equipment. 1. Develops an attack plan. 2. Surprises the enemy unit's main body. 3. Initiates the attack using a scheme of maneuver that exploits the enemy's flanks, gaps, and weaknesses. 4. Uses covered and concealed routes to approach the enemy forces' flanks, gaps, or weakly held areas. 5. Employs indirect fire to support the attack. 6. Penetrates enemy defenses. 7. Destroys equipment and supplies. 8. Inflicts heavy casualties. 9. Isolates the combat service support (CSS) base by blocking reinforcements. 10. Forces enemy units to displace. 11. Avoids being fixed in one position. 12. Withdraws before the CSS base is reinforced with tactical combat forces.

**TASK:** Disrupt Assembly Area (AA) Activities (5-OPFOR-0013)

**CONDITION:** Intelligence reports indicate that platoon- and company-size enemy units are operating in the opposing forces (OPFOR) area of operations. Enemy units can defend from AAs with direct fire, antiarmor weapons, and indirect fire. The enemy has close air support (CAS) and nuclear, biological, and chemical (NBC) capabilities.

**STANDARD:** The OPFOR element locates and disrupts the enemy's AA activities. 1. Locates the element's AA. 2. Probes the AA with squad- or team-size elements. 3. Inflicts more than 5 percent casualties on the element. 4. Disrupts the element's preparations (prevents or delays beyond the element's allotted time).

**TASK:** Disrupt an Engineer Reconnaissance (5-OPFOR-0022)

**CONDITION:** The enemy is conducting an engineer reconnaissance. The opposing forces (OPFOR) element is positioned along the enemy's route.

**STANDARD:** The OPFOR element disrupts an engineer reconnaissance. 1. Prevents the unit from meeting its specified time schedule. 2. Forces the unit to deviate from its specified route. 3. Prevents the unit from accomplishing its assigned engineer reconnaissance. 4. Surprises the unit conducting the reconnaissance.

**TASK:** Conduct an Ambush (5-OPFOR-0007)

**CONDITION:** The enemy is moving in a convoy. The opposing forces (OPFOR) element is positioned along the enemy's route.

**STANDARD:** The OPFOR element inflicts casualties on the enemy and causes vehicle and equipment damage. 1. Prepares an ambush site before the element arrives. 2. Surprises march element forces. 3. Inflicts heavy casualties within the designated kill zone. 4. Inflicts heavy damage to vehicles and equipment within the designated kill zone. 5. Delays the march element from reaching a specified destination for a specified period of time. 6. Withdraws on order. 7. Sustains no casualties. 8. Reports actions to superiors.

**TASK:** Maintain Contact (5-OPFOR-0003)

**CONDITION:** The opposing forces (OPFOR) element is engaged with enemy base defense forces. The enemy forces are withdrawing under pressure.

**STANDARD:** The OPFOR element maintains enemy contact while the enemy withdraws. 1. Engages the enemy forces decisively. 2. Advances the OPFOR as the enemy forces withdraw. 3. Inflicts heavy casualties. 4. Captures the members of the enemy force. 5. Captures documents and equipment. 6. Safeguards captured documents, equipment, and personnel.

**ELEMENTS:** Company Headquarters  
 Three Combat Mobility Platoons  
 Nine Combat Engineer Squads  
 Mobility Support Platoon  
 Three Mobility Sections

**TASK:** Conduct Quartering Party Operations (05-2-0908)

(FM 71-1)  
 (FM 5-10)

(FM 101-5)  
 (FM 5-170)

(FM 20-32)  
 (FM 5-34)

**ITERATION:** 1M 2M 3M 4M 5M (Circle)

**COMMANDER/LEADER ASSESSMENT:** T P U (Circle)

**CONDITIONS:** A unit is directed to move to a new location and establish an assembly area (AA). Digital units have performed functionality checks, and systems are operational. This task is always performed in MOPP4.

**TASK STANDARDS:** The quartering party departs ahead of the unit's main body and completes all tasks in the new AA before the main body arrives. The unit moves all personnel and equipment to the assigned position within the time specified in the operation order (OPORD). Digital units send and receive reports using frequency-modulated (FM) or digital means. The time required to perform this task is increased when conducting it in mission-oriented protection posture (MOPP) 4.

TASK STEPS AND PERFORMANCE MEASURES	GO	NO-GO
<p>* 1. The element leader organizes the quartering party.</p> <ul style="list-style-type: none"> <li>a. Selected a noncommissioned officer in charge (NCOIC).</li> <li>b. Selected a security element or coordinated for security to be provided by the supported maneuver unit.</li> <li>c. Selected subordinate-element representatives according to the unit's standing operating procedure (SOP).</li> <li>d. Organized a nuclear, biological, and chemical (NBC) reconnaissance party from the NCOIC, the security element, and the subordinate-element representatives to satisfy the threat conditions.</li> <li>e. Conducted troop-leading procedures.</li> <li>f. Conducted precombat checks (PCCs) and precombat inspections (PCIs).</li> <li>g. Reviewed the unit's SOP and tactical standing operating procedure (TACSOP).</li> <li>h. Conducted risk management and safety briefings according to the unit's SOP or TACSOP.</li> </ul> <p>2. The quartering party conducts rehearsals on minesweeping operations, actions on contact for the security teams, and movement guide procedures.</p> <p>NOTE: Conduct a rehearsal using one of the following rehearsal types: the confirmation brief, the back brief, the combined-arms rehearsal, the battle drill, or the SOP rehearsal (for additional information, see Field Manual [FM] 101-5).</p> <p>* 3. The quartering party leader conducts a map reconnaissance, identifying the start point (SP), potential ambush sites, checkpoints (CPs), rest stops, and the AA.</p> <p>NOTE: The route used by the quartering party can be the same as the route used by the unit's main body, as long as security is maintained along the route. If security is not maintained, the main body should conduct a route clearance to the new AA.</p> <p>4. The quartering party prepares the vehicles for the convoy.</p>		

TASK PERFORMANCE / EVALUATION SUMMARY BLOCK							
ITERATION	1M	2M	3M	4M	5M		TOTAL
TOTAL TASK STEPS EVALUATED							
TOTAL TASK STEPS "GO"							
TRAINING STATUS "GO"/"NO-GO"							

"\*" indicates a leader task step.

#### SUPPORTING INDIVIDUAL TASKS: NONE

#### SUPPORTING COLLECTIVE TASKS

Task Number	Task Title
03-2-3008.05-T01A	Conduct a Radiological, Chemical, or Biological Reconnaissance or Survey
03-2-C312.05-T01A	Conduct Thorough Decontamination Operations
03-3-C201.05-T01A	Prepare for Operations under Nuclear, Biological, and Chemical (NBC) Conditions
05-2-0911	Defend a Convoy Against a Ground Attack
05-3-0118	Conduct Minesweeping Operations
07-2-1301.05-T01A	Conduct a Convoy

#### OPFOR TASKS AND STANDARDS

**TASK:** Disrupt a Route Reconnaissance (5-OPFOR-0021)

**CONDITION:** The enemy is conducting a route reconnaissance. The opposing forces (OPFOR) element is positioned along the enemy's route.

**STANDARD:** The OPFOR element attempts to disrupt a squad/section conducting a route reconnaissance. 1. Prevents the unit from meeting its specified time schedule. 2. Forces the unit to deviate from its specified route. 3. Prevents the unit from reaching its assigned destination. 4. Surprises the squad/section. 5. Inflicts casualties on the unit.

**TASK:** Disrupt a Net Control Station (NCS) (5-OPFOR-0019)

**CONDITION:** The enemy has established a NCS. The opposing forces (OPFOR) element has radio and jamming equipment.

**STANDARD:** The OPFOR element attempts to disrupt an NCS. 1. Attempts to locate the radio frequency that the unit is operating on. 2. Attempts to enter the radio net. 3. Attempts to issue "bogus" orders to a unit on the net. 4. Jams the radio frequency and forces the unit to go to an alternate frequency.

**TASK:** Conduct an Ambush (5-OPFOR-0007)

**CONDITION:** The enemy is moving in a convoy. The opposing forces (OPFOR) element is positioned along the enemy's route.

TASK STEPS AND PERFORMANCE MEASURES	GO	NO-GO
<ul style="list-style-type: none"> <li>a. Performed preventive-maintenance checks and services (PMCS) on vehicles and equipment.</li> <li>b. Loaded vehicles according to the load plan.</li> <li>c. Prepared the troop-carrying vehicles for combat survivability by covering the floors with a double layer of sandbags.</li> <li>d. Maintained a guard force to prevent theft and sabotage.</li> </ul> <p>* 5. The quartering party leader briefs the convoy personnel.</p> <ul style="list-style-type: none"> <li>a. Briefed the convoy route, to include the medical- and maintenance-support locations and the destination.</li> <li>b. Provided a strip map to each vehicle commander (or driver).</li> </ul> <p>NOTE: Digital units input routes and checkpoints into the Force XXI Battle Command Brigade and Below (FBCB2) System by using the overlay message and/or the long format message according to the unit's TACSOP.</p> <ul style="list-style-type: none"> <li>c. Briefed the prescribed march rate, the catch-up speed, and the distance between the vehicles.</li> <li>d. Briefed accident and breakdown procedures.</li> <li>e. Briefed limited-visibility movement procedures.</li> <li>f. Briefed the chain of command and the radio frequency.</li> </ul> <p>6. The quartering party relocates to the new AA.</p> <ul style="list-style-type: none"> <li>a. Traveled separately from, and ahead of, the main body.</li> <li>b. Reported the route limitations and other specified command interest items to the next higher element.</li> </ul> <p>7. The quartering party reconnoiters the area and notifies the commander of the conditions.</p> <p>NOTE: Digital units update the enemy locations, mined areas, and NBC contaminated areas on the FBCB2 System to update the situational awareness (SA) and common operational picture (COP).</p> <ul style="list-style-type: none"> <li>a. Reported the position of enemy forces.</li> <li>b. Located the areas containing mines, booby traps, and NBC contamination.</li> <li>c. Evaluated terrain conditions, to include trafficability, cover and concealment, and the availability of adequate routes into and out of the AA.</li> <li>d. Evaluated the communication system required for the AA.</li> </ul> <p>* 8. The quartering party leader notifies the commander of the condition of the area.</p> <ul style="list-style-type: none"> <li>a. Received orders and prepared the area for the main body (satisfactory conditions).</li> <li>b. Requested additional instructions from the next higher commander and moved to the alternate AA or found another location and repeated Subtask 7 (unsatisfactory conditions).</li> </ul> <p>9. The quartering party prepares the area to receive the main body.</p> <ul style="list-style-type: none"> <li>a. Secured the area.</li> <li>b. Marked or removed any obstacles and mines.</li> <li>c. Organized the area, divided it into sectors for each unit, and selected locations for the command post.</li> <li>d. Improved and marked the entrances, exits, and internal routes.</li> <li>e. Marked vehicle positions.</li> </ul> <p>10. Each element representative from the quartering party guides his element, without delay, from the release point (RP) to that element's sector of the AA (mounted, if possible).</p>		

**STANDARD:** The OPFOR element inflicts casualties on the enemy and causes vehicle and equipment damage. 1. Prepares an ambush site before the element arrives. 2. Surprises march element forces. 3. Inflicts heavy casualties within the designated kill zone. 4. Inflicts heavy damage to vehicles and equipment within the designated kill zone. 5. Delays the march element from reaching a specified destination for a specified period of time. 6. Withdraws on order. 7. Sustains no casualties. 8. Reports actions to superiors.

**TASK:** Disrupt Assembly Area (AA) Activities (5-OPFOR-0013)

**CONDITION:** Intelligence reports indicate that platoon- and company-size enemy units are operating in the opposing forces (OPFOR) area of operations. Enemy units can defend from AAs with direct fire, antiarmor weapons, and indirect fire. The enemy has close air support (CAS) and nuclear, biological, and chemical (NBC) capabilities.

**STANDARD:** The OPFOR element locates and disrupts the enemy's AA activities. 1. Locates the element's AA. 2. Probes the AA with squad- or team-size elements. 3. Inflicts more than 5 percent casualties on the element. 4. Disrupts the element's preparations (prevents or delays beyond the element's allotted time).

**TASK:** Disrupt Quartering Party Operations (5-OPFOR-0017)

**CONDITION:** The enemy is conducting quartering party operations. It has established an assembly area (AA) but has not moved in the main body.

**STANDARD:** The opposing forces (OPFOR) element attempts to disrupt quartering party operations and infiltrate the enemy's AA. 1. Locates the quartering party and the AA. 2. Surprises the main body. 3. Penetrates the AA with squad-size probes. 4. Inflicts personnel casualties and vehicle damage. 5. Disrupts the unit's preparations (prevents or delays beyond the unit's allotted time).

**TASK:** Disrupt Construction of Vehicle Fighting Positions (5-OPFOR-0020)

**CONDITION:** The opposing forces (OPFOR) element has located the enemy. The priority intelligence requirements (PIR) and other intelligence obtained by OPFOR patrols indicate the enemy is constructing vehicle fighting positions within its defensive area. The OPFOR element has automatic and antiarmor weapons and light mortars.

**STANDARD:** The OPFOR element attempts to disrupt the enemy's efforts to establish vehicle fighting positions. 1. Locates the defensive area. 2. Surprises the main body. 3. Penetrates the defensive area with squad-size probes. 4. Inflicts casualties on the unit. 5. Destroys vehicles. 6. Disrupts the unit's preparations (prevents or delays beyond the unit's allotted time).

**TASK:** Defeat Obstacles (5-OPFOR-0009)

**CONDITION:** The opposing forces (OPFOR) element encounters an obstacle that blocks the avenue of approach as it advances upon the enemy forces.

**STANDARD:** The OPFOR element bypasses or breaches the enemy obstacle. 1. Detects the obstacle before halting its main body. 2. Defeats the obstacle. a. Bypasses the obstacle without entering the engagement areas. b. Breaches the obstacle within 45 minutes and passes its entire force through the obstacle. 3. Does not incur degradation to the point that the mission must be discontinued.

**TASK:** Conduct an Attack (5-OPFOR-0008)

**CONDITION:** The enemy is conducting tactical operations. The opposing forces (OPFOR) element receives orders to attack the enemy, the area of occupation, or the main supply route (MSR) with smoke.

**STANDARD:** The OPFOR element disrupts the enemy's movement and smoke operations. 1. Determines the delivery method of the smoke attack. 2. Locates the target. 3. Delivers the smoke attack downwind. 4. Attacks the enemy with smoke, and surge attacks when the enemy responds to the smoke.

**TASK:** Conduct an Aerial Reconnaissance (5-OPFOR-0010)

**CONDITION:** The opposing forces (OPFOR) headquarters (HQ) element requires intelligence on the locations and identification of enemy elements. An aircraft is dispatched to take photographs and make a visual inspection of the enemy rear area.

**STANDARD:** The OPFOR element gathers photograph intelligence of the enemy. 1. Photographs the assigned sectors. 2. Makes quick visual checks where the ceiling is low. 3. Locates enemy positions in the area, particularly support and storage bases, and command and control (C2) facilities. 4. Sustains no loss of aircraft. 5. Reports priority intelligence requirements (PIR) and other information requirements to the OPFOR HQ.

**TASK:** Conduct Terrorist and Saboteur Attacks (5-OPFOR-0005)

**CONDITION:** The opposing forces (OPFOR) element dispatches small teams into the enemy's rear area to disrupt combat service support (CSS) operations.

**STANDARD:** The enemy sustains disrupted command and control (C2), destroyed equipment and supplies, and light casualties. 1. Locates rear support bases and C2 facilities. 2. Delays and disrupts CSS operations through probes. 3. Infiltrates CSS bases to conduct sabotage and terrorist activities. 4. Inflicts light casualties. 5. Destroys supplies and equipment.

**TASK:** Disrupt Defensive Preparations (5-OPFOR-0018)

**CONDITION:** The opposing forces (OPFOR) element has located the enemy. Priority intelligence requirements (PIR) and other intelligence requirements obtained by OPFOR patrols indicate that the enemy elements are establishing defensive positions. The OPFOR element has automatic and antiarmor weapons and light mortars.

**STANDARD:** The OPFOR element disrupts and delays the enemy's defensive preparations. 1. Locates and penetrates the enemy's security system. 2. Forces the enemy to delay defensive preparations. 3. Disrupts the enemy's obstacle preparations.

**TASK:** Disrupt Enemy Movement and Operations Using Tactical Nuclear Weapons (5-OPFOR-0016)

**CONDITION:** The opposing forces (OPFOR) element has located the enemy. Priority intelligence requirements (PIR) and other intelligence requirements have been obtained by OPFOR patrols. Tactical nuclear weapons are employed against key locations in the rear area.

**STANDARD:** The OPFOR element disrupts enemy movement and operations. 1. Disrupts or delays the movement of the enemy's equipment and supplies to the forward areas. 2. Destroys enemy equipment and supplies. 3. Inflicts a high rate of nuclear casualties among the enemy forces. 4. Denies the enemy the use of specified areas. 5. Contaminates the enemy's equipment and supplies.

**TASK:** Disrupt Enemy Movement and Operations Using Persistent and Nonpersistent Chemical Weapons (5-OPFOR-0015)

**CONDITION:** The opposing forces (OPFOR) element has located the enemy. Priority intelligence requirements (PIR) and other intelligence requirements have been obtained by OPFOR patrols. The OPFOR units deliver chemical agents, by means of conventional artillery weapons or aircraft, along selected supply routes and key bases in the rear area.

**STANDARD:** The OPFOR element disrupts enemy movement and operations using persistent and nonpersistent chemical weapons. 1. Delivers chemical agents in low and densely wooded areas. 2. Delays the movement of enemy supplies and equipment to the forward areas. 3. Restricts the movement of the enemy units in the rear area. 4. Channels the movement of enemy units into predesignated ambush areas. 5. Contaminates enemy supplies and equipment. 6. Inflicts a high rate of casualties on enemy forces.

**TASK:** Disrupt Movement (5-OPFOR-0014)

**CONDITION:** The enemy is expected to move through the opposing forces (OPFOR) element's area of operations. The OPFOR element has received an operation order (OPORD) or fragmentary order (FRAGO) to disrupt enemy movement. The enemy has the capability to defend with direct fire and antiarmor weapons.

**STANDARD:** The OPFOR element delays enemy movement. 1. Delays the element. 2. Forces the element to deviate from its route. 3. Prevents the element from reaching its destination. 4. Surprises the element's main body.

**TASK:** Counter Passage of Lines (5-OPFOR-0012)

**CONDITION:** Enemy forces are in defensive positions, but they are expected to attempt passage-of-lines operations. The opposing forces (OPFOR) received orders to disrupt enemy passage-of-lines operations.

**STANDARD:** The OPFOR element delays or prevents enemy passage of lines. 1. Delays the passage. 2. Prevents the company from moving all personnel through the stationary unit. 3. Engages the main body of either the moving or the stationary unit.

**TASK:** Defend a Minefield (5-OPFOR-0023)

**CONDITION:** The enemy is conducting a minefield sweeping operation. The opposing forces (OPFOR) element has a minefield placed in the enemy's path. The minefield is under constant observation and fire.

**STANDARD:** The OPFOR element defends a minefield against an enemy element conducting a minefield sweeping operation. 1. Prevents the unit from detecting the obstacle. 2. Disrupts the minefield sweeping operation. 3. Prevents the unit from conducting the minefield sweeping operation, prevents the unit from moving all personnel through the breach or delays the completion of the minefield sweeping operation for more than 45 minutes.

**TASK:** Conduct Sniper Operations (5-OPFOR-0006)

**CONDITION:** The opposing forces (OPFOR) element has assigned snipers (regular or irregular elements) in the enemy's rear area along the main supply route (MSR) and near support sites.

**STANDARD:** The OPFOR element kills or wounds targets. 1. Sets up a well-concealed location. 2. Engages vehicle drivers or personnel on foot with short bursts of semiautomatic fire. 3. Kills or wounds selected targets. 4. Prevents the position from being discovered by enemy forces. 5. Evacuates the area without being spotted. 6. Reports all specified priority intelligence requirements (PIR) and other intelligence requirements to the OPFOR headquarters (HQ).

**TASK:** Conduct Air Attacks (5-OPFOR-0002)

**CONDITION:** The opposing forces (OPFOR) element in the rear area has forwarded the positions of the enemy support sites or the locations of moving elements. The OPFOR aircraft have been dispatched to attack enemy installations or convoys.



**STANDARD:** The OPFOR element attempts to delay, disrupt, or damage the enemy targets by air. 1. Locates the target (support sites or convoys). 2. Makes attack runs on the designated targets. 3. Inflicts heavy damage to the selected target. 4. Sustains no loss of aircraft. 5. Delays moving the force for more than one hour.

**TASK:** Conduct a Raid (5-OPFOR-0004)

**CONDITION:** The opposing forces (OPFOR) element has occupied an objective rally point and has orders to conduct a raid on a combat service support (CSS) base.

**STANDARD:** The OPFOR element infiltrates the enemy's base and destroys all of the targets. 1. Surprises the enemy forces. 2. Assaults the support base and accomplishes the assigned tasks. 3. Destroys the specified equipment and supplies. 4. Avoids being decisively engaged. 5. Withdraws all personnel from the objective areas within the time prescribed. 6. Obtains all priority intelligence requirements (PIR) from the raid site. 7. Sustains only light casualties from enemy fire.

**TASK:** Surrender to the Capturing Unit on the Battlefield (5-OPFOR-0024)

**CONDITION:** The enemy has captured the opposing forces (OPFOR) element's soldiers, documents, and equipment sensitive to the OPFOR tactical operations.

**STANDARD:** The OPFOR soldiers retain or destroy documents and equipment. The OPFOR element surrenders documents and equipment of no tactical use to the enemy and attempts to conceal or destroy items of tactical value. The OPFOR element attempts escape and evasion. 1. Prevents the successful capture of documents and equipment. 2. Destroys documents and equipment. 3. Removes identifying markings from equipment. 4. Removes unit-identifying insignia. 5. Provides misleading information. 6. Plans an escape. 7. Delays movement to the nearest collection point. 8. Prevents safeguarding of enemy prisoners of war (EPWs) in order to cause embarrassment to the United States (US).

**TASK:** Attack (5-OPFOR-0001)

**CONDITION:** The opposing forces (OPFOR) element has located the enemy. The priority intelligence requirements (PIR) and other intelligence requirements have been obtained by OPFOR patrols. The OPFOR element has automatic and antiarmor weapons and light mortars.

**STANDARD:** The OPFOR element attempts to seize the terrain, vehicles, or equipment. 1. Develops an attack plan. 2. Surprises the enemy unit's main body. 3. Initiates the attack using a scheme of maneuver that exploits the enemy's flanks, gaps, and weaknesses. 4. Uses covered and concealed routes to approach the enemy forces' flanks, gaps, or weakly held areas. 5. Employs indirect fire to support the attack. 6. Penetrates enemy defenses. 7. Destroys equipment and supplies. 8. Inflicts heavy casualties. 9. Isolates the combat service support (CSS) base by blocking reinforcements. 10. Forces enemy units to displace. 11. Avoids being fixed in one position. 12. Withdraws before the CSS base is reinforced with tactical combat forces.

**TASK:** Disrupt an Engineer Reconnaissance (5-OPFOR-0022)

**CONDITION:** The enemy is conducting an engineer reconnaissance. The opposing forces (OPFOR) element is positioned along the enemy's route.

**STANDARD:** The OPFOR element disrupts an engineer reconnaissance. 1. Prevents the unit from meeting its specified time schedule. 2. Forces the unit to deviate from its specified route. 3. Prevents the unit from accomplishing its assigned engineer reconnaissance. 4. Surprises the unit conducting the reconnaissance.

**TASK:** Maintain Contact (5-OPFOR-0003)

**CONDITION:** The opposing forces (OPFOR) element is engaged with enemy base defense forces. The enemy forces are withdrawing under pressure.

**STANDARD:** The OPFOR element maintains enemy contact while the enemy withdraws. 1. Engages the enemy forces decisively. 2. Advances the OPFOR as the enemy forces withdraw. 3. Inflicts heavy casualties. 4. Captures the members of the enemy force. 5. Captures documents and equipment. 6. Safeguards captured documents, equipment, and personnel.

**ELEMENTS:** Company Headquarters  
 Three Combat Mobility Platoons  
 Nine Combat Engineer Squads  
 Mobility Support Platoon  
 Three Mobility Sections

**TASK:** Reorganize as Infantry (05-2-1200)  
 (FM 7-10) (FM 7-7J) (FM 7-8)

**ITERATION:** 1 2 3 4 5 (Circle)

**COMMANDER/LEADER ASSESSMENT:** T P U (Circle)

**CONDITIONS:** A company is conducting continuous tactical operations. The battalion commander directs the unit to reorganize as infantry. A time schedule is provided. Digital units have performed functionality checks, and systems are operational. This task should not be trained in MOPP4.

**TASK STANDARDS:** The company reorganizes into combat trains and combat elements. The company is prepared to conduct infantry operations within the specified time requirements. Digital units can send and receive reports via frequency-modulated (FM) or digital means.

TASK STEPS AND PERFORMANCE MEASURES	GO	NO-GO
<p>* 1. The company commander initiates a reorganization.</p> <p>a. Issued a warning order and conducted troop-leading procedures.</p> <p>(1) Developed a tentative plan based on the mission, enemy, terrain, troops, time available, and civilian considerations (METT-TC) while the subordinate units prepared for the infantry operations.</p> <p>(2) Conducted a reconnaissance in order to complete the plan and verbally issued the completed order in a fragmentary order (FRAGO) or an operation order (OPORD) format.</p> <p>(3) Conducted the appropriate equipment and troop inspections.</p> <p>b. Evaluated the status of the ongoing engineer missions and issued instructions for the termination of those missions.</p> <p>c. Organized the company into two elements (combat and combat trains), designated the composition of each element, and determined the assembly location and time for each element.</p> <p>d. Assigned command and control (C2) responsibilities for each combat element.</p> <p>* 2. The company commander organizes the combat elements.</p> <p>a. Retained the existing organizational structure of the engineer platoon as the basic fighting element.</p> <p>NOTE: Platoons are configured internally according to the unit's standing operating procedure (SOP).</p> <p>b. Coordinated with battalion personnel for augmentation from maneuver and fire support elements.</p> <p>c. Coordinated with the augmentation forces, prepared plans to incorporate them within the combat element, and determined their missions. Coordinated the command and support relationships and the combat service support (CSS) requirements and procedures.</p> <p>d. Assembled the combat element in the required configuration, at the correct location, and within the designated time.</p> <p>* 3. The company commander organizes the combat trains element.</p>		

TASK STEPS AND PERFORMANCE MEASURES	GO	NO-GO
a. Coordinated with the battalion for augmentation from combat support elements. b. Coordinated with the augmentation forces, prepared plans, incorporated them into the combat trains, and determined the-- (1) Missions of the augmentation forces. (2) C2 procedures. (3) CSS requirements and procedures. (4) Requirements for additional Class V supplies required for organic weapons and augmenting mortars, including antitank systems. c. Set up material storage areas containing vehicle turnaround areas and camouflaged the areas according to the tactical situation. d. Determined the disposition of engineer equipment and operators. e. Assembled combat trains elements in the required configuration, at the correct location, and within the time designated by the commander.  * 4. The company commander designates the composition of combat and combat trains elements.  * 5. The company commander reports that the unit is prepared to receive infantry missions.		

TASK PERFORMANCE / EVALUATION SUMMARY BLOCK							
ITERATION	1	2	3	4	5		TOTAL
TOTAL TASK STEPS EVALUATED							
TOTAL TASK STEPS "GO"							
TRAINING STATUS "GO"/"NO-GO"							

"\*\*" indicates a leader task step.

#### SUPPORTING INDIVIDUAL TASKS: NONE

#### SUPPORTING COLLECTIVE TASKS

Task Number	Task Title
05-1-0008	Prepare an Operation Order (OPORD)
05-2-0100	Coordinate the Synchronization and Integration of Fire Support (FS)
05-2-1068	Coordinate the Location of Class IV and Class V Supply Points
05-2-1215	Fight as Infantry

#### OPFOR TASKS AND STANDARDS

**TASK:** Surrender to the Capturing Unit on the Battlefield (5-OPFOR-0024)

**CONDITION:** The enemy has captured the opposing forces (OPFOR) element's soldiers, documents, and equipment sensitive to the OPFOR tactical operations.

**STANDARD:** The OPFOR soldiers retain or destroy documents and equipment. The OPFOR element surrenders documents and equipment of no tactical use to the enemy and attempts to conceal or destroy items of tactical value. The OPFOR element attempts escape and evasion. 1. Prevents the successful capture of documents and equipment. 2. Destroys documents and equipment. 3. Removes identifying markings from equipment. 4. Removes unit-identifying insignia. 5. Provides misleading information. 6. Plans an escape. 7. Delays movement to the nearest collection point. 8. Prevents safeguarding of enemy prisoners of war (EPWs) in order to cause embarrassment to the United States (US).

**TASK:** Disrupt a Route Reconnaissance (5-OPFOR-0021)

**CONDITION:** The enemy is conducting a route reconnaissance. The opposing forces (OPFOR) element is positioned along the enemy's route.

**STANDARD:** The OPFOR element attempts to disrupt a squad/section conducting a route reconnaissance. 1. Prevents the unit from meeting its specified time schedule. 2. Forces the unit to deviate from its specified route. 3. Prevents the unit from reaching its assigned destination. 4. Surprises the squad/section. 5. Inflicts casualties on the unit.

**TASK:** Defeat Obstacles (5-OPFOR-0009)

**CONDITION:** The opposing forces (OPFOR) element encounters an obstacle that blocks the avenue of approach as it advances upon the enemy forces.

**STANDARD:** The OPFOR element bypasses or breaches the enemy obstacle. 1. Detects the obstacle before halting its main body. 2. Defeats the obstacle. a. Bypasses the obstacle without entering the engagement areas. b. Breaches the obstacle within 45 minutes and passes its entire force through the obstacle. 3. Does not incur degradation to the point that the mission must be discontinued.

**TASK:** Conduct an Attack (5-OPFOR-0008)

**CONDITION:** The enemy is conducting tactical operations. The opposing forces (OPFOR) element receives orders to attack the enemy, the area of occupation, or the main supply route (MSR) with smoke.

**STANDARD:** The OPFOR element disrupts the enemy's movement and smoke operations. 1. Determines the delivery method of the smoke attack. 2. Locates the target. 3. Delivers the smoke attack downwind. 4. Attacks the enemy with smoke, and surge attacks when the enemy responds to the smoke.

**TASK:** Disrupt a Net Control Station (NCS) (5-OPFOR-0019)

**CONDITION:** The enemy has established a NCS. The opposing forces (OPFOR) element has radio and jamming equipment.

**STANDARD:** The OPFOR element attempts to disrupt an NCS. 1. Attempts to locate the radio frequency that the unit is operating on. 2. Attempts to enter the radio net. 3. Attempts to issue "bogus" orders to a unit on the net. 4. Jams the radio frequency and forces the unit to go to an alternate frequency.

**TASK:** Disrupt Construction of Vehicle Fighting Positions (5-OPFOR-0020)

**CONDITION:** The opposing forces (OPFOR) element has located the enemy. The priority intelligence requirements (PIR) and other intelligence obtained by OPFOR patrols indicate the enemy is constructing vehicle fighting positions within its defensive area. The OPFOR element has automatic and antiarmor weapons and light mortars.

**STANDARD:** The OPFOR element attempts to disrupt the enemy's efforts to establish vehicle fighting positions. 1. Locates the defensive area. 2. Surprises the main body. 3. Penetrates the defensive area with squad-size probes. 4. Inflicts casualties on the unit. 5. Destroys vehicles. 6. Disrupts the unit's preparations (prevents or delays beyond the unit's allotted time).

**TASK:** Disrupt an Engineer Reconnaissance (5-OPFOR-0022)

**CONDITION:** The enemy is conducting an engineer reconnaissance. The opposing forces (OPFOR) element is positioned along the enemy's route.

**STANDARD:** The OPFOR element disrupts an engineer reconnaissance. 1. Prevents the unit from meeting its specified time schedule. 2. Forces the unit to deviate from its specified route. 3. Prevents the unit from accomplishing its assigned engineer reconnaissance. 4. Surprises the unit conducting the reconnaissance.

**TASK:** Conduct an Aerial Reconnaissance (5-OPFOR-0010)

**CONDITION:** The opposing forces (OPFOR) headquarters (HQ) element requires intelligence on the locations and identification of enemy elements. An aircraft is dispatched to take photographs and make a visual inspection of the enemy rear area.

**STANDARD:** The OPFOR element gathers photograph intelligence of the enemy. 1. Photographs the assigned sectors. 2. Makes quick visual checks where the ceiling is low. 3. Locates enemy positions in the area, particularly support and storage bases, and command and control (C2) facilities. 4. Sustains no loss of aircraft. 5. Reports priority intelligence requirements (PIR) and other information requirements to the OPFOR HQ.

**TASK:** Conduct Terrorist and Saboteur Attacks (5-OPFOR-0005)

**CONDITION:** The opposing forces (OPFOR) element dispatches small teams into the enemy's rear area to disrupt combat service support (CSS) operations.

**STANDARD:** The enemy sustains disrupted command and control (C2), destroyed equipment and supplies, and light casualties. 1. Locates rear support bases and C2 facilities. 2. Delays and disrupts CSS operations through probes. 3. Infiltrates CSS bases to conduct sabotage and terrorist activities. 4. Inflicts light casualties. 5. Destroys supplies and equipment.

**TASK:** Disrupt Defensive Preparations (5-OPFOR-0018)

**CONDITION:** The opposing forces (OPFOR) element has located the enemy. Priority intelligence requirements (PIR) and other intelligence requirements obtained by OPFOR patrols indicate that the enemy elements are establishing defensive positions. The OPFOR element has automatic and antiarmor weapons and light mortars.

**STANDARD:** The OPFOR element disrupts and delays the enemy's defensive preparations. 1. Locates and penetrates the enemy's security system. 2. Forces the enemy to delay defensive preparations. 3. Disrupts the enemy's obstacle preparations.

**TASK:** Disrupt Quartermaster Party Operations (5-OPFOR-0017)

**CONDITION:** The enemy is conducting quartermaster party operations. It has established an assembly area (AA) but has not moved in the main body.

**STANDARD:** The opposing forces (OPFOR) element attempts to disrupt quartering party operations and infiltrate the enemy's AA. 1. Locates the quartering party and the AA. 2. Surprises the main body. 3. Penetrates the AA with squad-size probes. 4. Inflicts personnel casualties and vehicle damage. 5. Disrupts the unit's preparations (prevents or delays beyond the unit's allotted time).

**TASK:** Disrupt Enemy Movement and Operations Using Tactical Nuclear Weapons (5-OPFOR-0016)

**CONDITION:** The opposing forces (OPFOR) element has located the enemy. Priority intelligence requirements (PIR) and other intelligence requirements have been obtained by OPFOR patrols. Tactical nuclear weapons are employed against key locations in the rear area.

**STANDARD:** The OPFOR element disrupts enemy movement and operations. 1. Disrupts or delays the movement of the enemy's equipment and supplies to the forward areas. 2. Destroys enemy equipment and supplies. 3. Inflicts a high rate of nuclear casualties among the enemy forces. 4. Denies the enemy the use of specified areas. 5. Contaminates the enemy's equipment and supplies.

**TASK:** Disrupt Enemy Movement and Operations Using Persistent and Nonpersistent Chemical Weapons (5-OPFOR-0015)

**CONDITION:** The opposing forces (OPFOR) element has located the enemy. Priority intelligence requirements (PIR) and other intelligence requirements have been obtained by OPFOR patrols. The OPFOR units deliver chemical agents, by means of conventional artillery weapons or aircraft, along selected supply routes and key bases in the rear area.

**STANDARD:** The OPFOR element disrupts enemy movement and operations using persistent and nonpersistent chemical weapons. 1. Delivers chemical agents in low and densely wooded areas. 2. Delays the movement of enemy supplies and equipment to the forward areas. 3. Restricts the movement of the enemy units in the rear area. 4. Channels the movement of enemy units into predesignated ambush areas. 5. Contaminates enemy supplies and equipment. 6. Inflicts a high rate of casualties on enemy forces.

**TASK:** Disrupt Movement (5-OPFOR-0014)

**CONDITION:** The enemy is expected to move through the opposing forces (OPFOR) element's area of operations. The OPFOR element has received an operation order (OPORD) or fragmentary order (FRAGO) to disrupt enemy movement. The enemy has the capability to defend with direct fire and antiarmor weapons.

**STANDARD:** The OPFOR element delays enemy movement. 1. Delays the element. 2. Forces the element to deviate from its route. 3. Prevents the element from reaching its destination. 4. Surprises the element's main body.

**TASK:** Counter Passage of Lines (5-OPFOR-0012)

**CONDITION:** Enemy forces are in defensive positions, but they are expected to attempt passage-of-lines operations. The opposing forces (OPFOR) received orders to disrupt enemy passage-of-lines operations.

**STANDARD:** The OPFOR element delays or prevents enemy passage of lines. 1. Delays the passage. 2. Prevents the company from moving all personnel through the stationary unit. 3. Engages the main body of either the moving or the stationary unit.

**TASK:** Conduct Sniper Operations (5-OPFOR-0006)

**CONDITION:** The opposing forces (OPFOR) element has assigned snipers (regular or irregular elements) in the enemy's rear area along the main supply route (MSR) and near support sites.

**STANDARD:** The OPFOR element kills or wounds targets. 1. Sets up a well-concealed location. 2. Engages vehicle drivers or personnel on foot with short bursts of semiautomatic fire. 3. Kills or wounds selected targets. 4. Prevents the position from being discovered by enemy forces. 5. Evacuates the area without being spotted. 6. Reports all specified priority intelligence requirements (PIR) and other intelligence requirements to the OPFOR headquarters (HQ).

**TASK:** Conduct Air Attacks (5-OPFOR-0002)

**CONDITION:** The opposing forces (OPFOR) element in the rear area has forwarded the positions of the enemy support sites or the locations of moving elements. The OPFOR aircraft have been dispatched to attack enemy installations or convoys.

**STANDARD:** The OPFOR element attempts to delay, disrupt, or damage the enemy targets by air. 1. Locates the target (support sites or convoys). 2. Makes attack runs on the designated targets. 3. Inflicts heavy damage to the selected target. 4. Sustains no loss of aircraft. 5. Delays moving the force for more than one hour.

**TASK:** Attack (5-OPFOR-0001)

**CONDITION:** The opposing forces (OPFOR) element has located the enemy. The priority intelligence requirements (PIR) and other intelligence requirements have been obtained by OPFOR patrols. The OPFOR element has automatic and antiarmor weapons and light mortars.

**STANDARD:** The OPFOR element attempts to seize the terrain, vehicles, or equipment. 1. Develops an attack plan. 2. Surprises the enemy unit's main body. 3. Initiates the attack using a scheme of maneuver that exploits the enemy's flanks, gaps, and weaknesses. 4. Uses covered and concealed routes to approach the enemy forces' flanks, gaps, or weakly held areas. 5. Employs indirect fire to support the attack. 6. Penetrates enemy defenses. 7. Destroys equipment and supplies. 8. Inflicts heavy casualties. 9. Isolates the combat service support (CSS) base by blocking reinforcements. 10. Forces enemy units to displace. 11. Avoids being fixed in one position. 12. Withdraws before the CSS base is reinforced with tactical combat forces.

**TASK:** Conduct a Raid (5-OPFOR-0004)

**CONDITION:** The opposing forces (OPFOR) element has occupied an objective rally point and has orders to conduct a raid on a combat service support (CSS) base.

**STANDARD:** The OPFOR element infiltrates the enemy's base and destroys all of the targets. 1. Surprises the enemy forces. 2. Assaults the support base and accomplishes the assigned tasks. 3. Destroys the specified equipment and supplies. 4. Avoids being decisively engaged. 5. Withdraws all personnel from the objective areas within the time prescribed. 6. Obtains all priority intelligence requirements (PIR) from the raid site. 7. Sustains only light casualties from enemy fire.

**TASK:** Defend a Minefield (5-OPFOR-0023)

**CONDITION:** The enemy is conducting a minefield sweeping operation. The opposing forces (OPFOR) element has a minefield placed in the enemy's path. The minefield is under constant observation and fire.

**STANDARD:** The OPFOR element defends a minefield against an enemy element conducting a minefield sweeping operation. 1. Prevents the unit from detecting the obstacle. 2. Disrupts the minefield sweeping operation. 3. Prevents the unit from conducting the minefield sweeping operation, prevents the unit from moving all personnel through the breach or delays the completion of the minefield sweeping operation for more than 45 minutes.

**TASK:** Disrupt Assembly Area (AA) Activities (5-OPFOR-0013)



**CONDITION:** Intelligence reports indicate that platoon- and company-size enemy units are operating in the opposing forces (OPFOR) area of operations. Enemy units can defend from AAs with direct fire, antiarmor weapons, and indirect fire. The enemy has close air support (CAS) and nuclear, biological, and chemical (NBC) capabilities.

**STANDARD:** The OPFOR element locates and disrupts the enemy's AA activities. 1. Locates the element's AA. 2. Probes the AA with squad- or team-size elements. 3. Inflicts more than 5 percent casualties on the element. 4. Disrupts the element's preparations (prevents or delays beyond the element's allotted time).

**TASK:** Conduct an Ambush (5-OPFOR-0007)

**CONDITION:** The enemy is moving in a convoy. The opposing forces (OPFOR) element is positioned along the enemy's route.

**STANDARD:** The OPFOR element inflicts casualties on the enemy and causes vehicle and equipment damage. 1. Prepares an ambush site before the element arrives. 2. Surprises march element forces. 3. Inflicts heavy casualties within the designated kill zone. 4. Inflicts heavy damage to vehicles and equipment within the designated kill zone. 5. Delays the march element from reaching a specified destination for a specified period of time. 6. Withdraws on order. 7. Sustains no casualties. 8. Reports actions to superiors.

**TASK:** Maintain Contact (5-OPFOR-0003)

**CONDITION:** The opposing forces (OPFOR) element is engaged with enemy base defense forces. The enemy forces are withdrawing under pressure.

**STANDARD:** The OPFOR element maintains enemy contact while the enemy withdraws. 1. Engages the enemy forces decisively. 2. Advances the OPFOR as the enemy forces withdraw. 3. Inflicts heavy casualties. 4. Captures the members of the enemy force. 5. Captures documents and equipment. 6. Safeguards captured documents, equipment, and personnel.

**ELEMENTS:** Company Headquarters  
 Three Combat Mobility Platoons  
 Nine Combat Engineer Squads  
 Mobility Support Platoon  
 Three Mobility Sections

**TASK:** Fight as Infantry (05-2-1215)  
 (FM 7-10) (FM 7-7) (FM 7-8)

**ITERATION:** 1 2 3 4 5 M (Circle)

**COMMANDER/LEADER ASSESSMENT:** T P U (Circle)

**CONDITIONS:** A company has received an operation order (OPORD) to reorganize as infantry and is preparing to engage in combat operations. Digital units have performed functionality checks, and systems are operational. Some iterations of this task should be performed in MOPP4.

**TASK STANDARDS:** The company organizes the platoons for combat and conducts defensive or retrograde operations according to higher headquarters (HQ) directives. Digital units send and receive reports via frequency-modulated (FM) or digital means, providing an updated common operational picture (COP) and situational awareness (SA). The time required to perform this task is increased when conducting it in mission-oriented protection posture (MOPP) 4.

TASK STEPS AND PERFORMANCE MEASURES	GO	NO-GO
<p>* 1. The company commander conducts troop-leading procedures after receiving the OPORD to fight as infantry.</p> <ul style="list-style-type: none"> <li>a. Analyzed the mission and planned the use of any available time following the 1/3- to 2/3-time rule.</li> <li>b. Issued a warning order and ensured that all leaders were kept informed of their duties.</li> <li>c. Consulted with his leaders and made tentative plans.</li> <li>d. Initiated the necessary movement to prepare the subordinate units for and incorporate them into the upcoming mission.</li> </ul> <p>NOTE: The company commander uses fragmentary orders (FRAGOs) to initiate these actions.</p> <ul style="list-style-type: none"> <li>e. Reconnoitered the area of operations.</li> <li>f. Incorporated any additional details concerning the operation (following a reconnaissance mission) and completed the plan.</li> <li>g. Supervised the preparation for and the execution of the mission.</li> <li>h. Issued the order for the mission, in verbal or written form.</li> </ul> <p>* 2. The company commander orders the company to conduct defensive operations.</p> <p>* 3. The company commander posts security elements to provide local security.</p> <p>4. The company identifies the--</p> <ul style="list-style-type: none"> <li>a. Key terrain.</li> <li>b. Enemy's avenue of approach.</li> <li>c. Location of the company's battle position (BP), the company's target reference points (TRPs), and the engagement area (EA).</li> <li>d. Limits of the company's BP and the company or team's sectors of fire.</li> <li>e. Location of the artillery preplotted targets.</li> <li>f. Primary and supplementary firing positions which--             <ul style="list-style-type: none"> <li>(1) Enabled the company to deliver effective fire, on TRPs and EA, at optimal ranges.</li> </ul> </li> </ul>		

TASK STEPS AND PERFORMANCE MEASURES	GO	NO-GO
<p>(2) Provided long-range observation and interlocking fire between the adjacent units.</p> <p>(3) Provided a line of sight to other company or team BPs to provide mutually supporting fire.</p> <p>(4) Provided cover and concealment.</p> <p>g. Covered and concealed routes between the primary and supplementary firing positions.</p> <p>h. Covered and concealed routes into and out of the primary BP to subsequent BPs.</p> <p>i. Locations for observation posts (OPs) to provide observation of the platoon's sector of fire.</p> <p>j. Location of existing obstacles and the positions for reinforcing the obstacles.</p> <p>* 5. The company commander develops a rough draft of a company or team fire plan.</p> <p>* 6. The company commander returns to the assembly area (AA) or moves the company to the rear of the BP, meets with the subordinate leaders, and issues an OPORD.</p> <p>a. Issued an OPORD for occupying the BP, using the rough draft of the fire plan or a terrain model as a guide (in the AA).</p> <p>b. Issued an OPORD for occupying the BP from a vantage point, using the rough draft of the fire plan as a guide (in the BP).</p> <p>7. The company or team moves to the rear and the flanks of the assigned BP.</p> <p>a. Moved to a hidden position at the rear of the BP and executed Actions at the Halt.</p> <p>b. Manned the company's OPs.</p> <p>* 8. The company or team commander issues a five-paragraph oral OPORD from a vantage point, using the rough sketch of the fire plan.</p> <p>* 9. The platoon leaders return to their units and, using hand-and-arm signals, have the drivers start their engines simultaneously.</p> <p>*10. The company or team commander issues orders for occupying the BP.</p> <p>a. Ordered the platoon leader to position the vehicles, without leaving tracks, in fighting positions that were difficult for the enemy to detect.</p> <p>b. Checked the consolidated range cards and sketches of the platoon fire plans to make sure that there were no weak points between the platoon or flank companies.</p> <p>c. Finalized the fire plan in relation to the terrain to ensure that the EA was set on the enemy's avenue of approach, covered by mutually supporting interlocking fire from platoons, and located between flank companies.</p> <p>d. Coordinated with the flank companies to ensure coverage.</p> <p>e. Forwarded the company fire plan to the battalion task force (TF) commander for a final check of mutually supporting interlocking fire covering the EA.</p> <p>f. Received reports from the platoon leaders regarding established platoon BPs and reported the information to the battalion TF.</p> <p>NOTE: The reports are submitted within the defend-by time stated in the OPORD. The defend-by time is a calculated estimate of when the enemy may attack. The enemy may attack before or after this time.</p> <p>g. Referred to the mission, enemy, terrain, troops, time available, and civilian considerations (METT-TC) factors, and ordered the platoons to continue to improve their BP.</p>		

TASK STEPS AND PERFORMANCE MEASURES	GO	NO-GO
<p>NOTE: Do the most critical tasks first in case the enemy attacks before the defend-by time.</p> <p>*11. The company or team commander performs tactical planning and, based on the factors of the METT-TC, plans for a deliberate or hasty occupation of a BP in a built-up area.</p> <ul style="list-style-type: none"> <li>a. Conducted a reconnaissance of the BP and analyzed the threat force's method of attacking a built-up area.</li> <li>b. Analyzed the BP to identify the-- <ul style="list-style-type: none"> <li>(1) Location of checkpoints, phase lines, and building numbers, as identified in the OPORD or FRAGO.</li> <li>(2) Observation sites and fields of fire on the enemy's avenue of approach.</li> <li>(3) Primary, alternate, and supplementary firing positions on the perimeter of the built-up area.</li> <li>(4) Positions that would provide cover and concealment.</li> <li>(5) Location of OPs that provide 360-degree security for a three-dimensional battlefield.</li> <li>(6) Covered and concealed routes into and out of firing positions and BPs that could not be blocked by blow down from structures.</li> <li>(7) Location of obstacles (existing and reinforcing), buildings with basements, fire hazards, sewers, viaducts, or bridges.</li> <li>(8) Structures that dominate the built-up area.</li> <li>(9) Locations of the firing positions, in depth, throughout the built-up area.</li> <li>(10) Areas to integrate the dismounted infantry into the company or team defense.</li> </ul> </li> <li>c. Coordinated with adjacent units for dismounted support (as necessary) and ensured that units were tied in with the company or the team's forces.</li> <li>d. Upgraded the hasty defense and improved the BP, as time permitted.</li> <li>e. Planned for indirect fire in the EA and along the possible avenue of approach, in front of and behind obstacles. The fire support team (FIST) planned the smoke.</li> </ul> <p>*12. The company or team commander develops a company or team fire plan.</p> <ul style="list-style-type: none"> <li>a. Developed a fire plan as part of a hasty or deliberate BP occupation.</li> <li>b. Located platoons and oriented the company or team.</li> <li>c. Developed a fire plan that included the company or team sector, the platoon and OP positions, obstacles, indirect-fire targets, and final protection fire (FPF), if allocated.</li> <li>d. Ensured that the platoon's fire plans were received in a timely manner. Made an updated copy of the company or team fire plan for the executive officer (XO) and the platoon leaders (as time permitted).</li> <li>e. Verified the plan by conducting rehearsals for counterattack missions, based on METT-TC factors.</li> <li>f. Upgraded the fire plan, to include the fire plans for platoon supplementary firing positions.</li> <li>g. Forwarded a copy of the fire plan to the higher HQ.</li> </ul> <p>NOTE: Check the complete direct- and indirect-fire plan as if you are the enemy attacking the position. Look for weak points in the defense and make corrections.</p> <p>*13. The company or team commander and the platoon leaders organize the EA.</p> <ul style="list-style-type: none"> <li>a. Reconnoitered the EA (physically), covering as many options as possible to mass fire. Included the-- <ul style="list-style-type: none"> <li>(1) Enemy's avenue of approach.</li> <li>(2) Locations of existing and reinforcing obstacles.</li> </ul> </li> </ul>		

TASK STEPS AND PERFORMANCE MEASURES	GO	NO-GO
<ul style="list-style-type: none"> <li>(3) Key terrain.</li> <li>(4) TRPs.</li> <li>(5) Artillery preplots.</li> <li>b. Organized the EA to mass direct and indirect fire. The obstacles were tied into terrain and hidden to slow the forward velocity of the enemy regiment.</li> <li>c. Organized fire in the EA, 800 to 2,000 meters from the defending company or team, based on METT-TC factors. The fire covered the obstacles so that the breaching vehicles were engaged.</li> <li>d. Used fire to interlock. The platoons and the company or team mutually supported each other with direct fire.</li> <li>e. Positioned the company or team around the EA. One company or platoon was centered in the EAs and one was positioned on both the right and left flanks.</li> <li>f. Ensured that the TRPs were marked for easy reference. Used the existing terrain, when possible.</li> <li>g. Shifted platoons or firing positions to cover the dead space and weak points.</li> <li>h. Developed an obstacle plan that-- <ul style="list-style-type: none"> <li>(1) Tied obstacles into the existing terrain features.</li> <li>(2) Slowed the enemy movement.</li> <li>(3) Concealed obstacles from the enemy.</li> <li>(4) Included mine fighting positions that the enemy could have used to his advantage or destroyed.</li> <li>(5) Positioned obstacles on the enemy's main avenue(s) of approach.</li> <li>(6) Covered obstacles by directing artillery to the front and rear of them.</li> <li>(7) Placed obstacles in the EA so that the personnel in the rear and on the flanks could fire simultaneously into the front of the enemy regiment, using direct and indirect massed fire. Repositioned personnel stopped in front of the obstacles.</li> </ul> </li> </ul> <p>*14. The company or team commander is briefed by platoon leaders on the EAs in each sector and any changes made to the origin.</p> <p>*15. The company or team commander executes the company defensive mission.</p> <ul style="list-style-type: none"> <li>a. Acknowledged the report or mission from the battalion TF commander.</li> <li>b. Analyzed the spot report (SPOTREP) or mission using METT-TC factors to determine the-- <ul style="list-style-type: none"> <li>(1) Size of the enemy force.</li> <li>(2) Location of the force in relation to the company or team position.</li> <li>(3) Direction of enemy movement.</li> <li>(4) Avenue(s) of approach that the enemy could use to enter the company or team sector or the battalion TF's EA.</li> <li>(5) Enemy's arrival time at the company or team trigger point.</li> </ul> </li> <li>c. Alerted the OPs with a SPOTREP, which included all information given by the battalion TF commander and any additional information.</li> <li>d. Directed the company or team to remain in hidden positions until the OP identified the source of smoke dust columns or sounds.</li> <li>e. Ordered the company or team and platoons to immediately prepare to engage the enemy.</li> <li>f. Received SPOTREPs from platoon leaders.</li> <li>g. Reported to the battalion TF commander.</li> <li>h. Controlled the indirect fire on the enemy as they advanced.</li> </ul> <p>NOTE: This step may also be performed by the FIST.</p> <ul style="list-style-type: none"> <li>i. Ordered platoons into hull-down positions, gave the order to fire, and returned platoons to the hull-down position after the enemy was destroyed.</li> </ul>		

TASK STEPS AND PERFORMANCE MEASURES	GO	NO-GO
<p>*16. If the enemy elements are too strong, the company or team commander receives SPOTREPs from the platoon leaders containing the number and types of vehicles that reached the company or team breaking point. The SPOTREP may also contain orders from the battalion TF commander to displace to a subsequent BP.</p> <ul style="list-style-type: none"> <li>a. Requested FPF, if scheduled.</li> <li>b. Took direction from the battalion TF commander on whether to continue the mission or displace. If the battalion TF gave no guidance, the company commander or team commander coordinated with the flank company or teams and displaced.</li> </ul> <p>NOTE: The company or team commander must coordinate with the flank company or teams so that they are not flanked by the enemy.</p> <p>17. The company or team commander receives a FRAGO from the TF commander ordering a counterattack.</p> <ul style="list-style-type: none"> <li>a. Conducted prep-to-fire checks.</li> <li>b. Checked the weapon systems for proper loading.</li> </ul> <p>*18. The company or team commander coordinates with the platoon leaders regarding continuing the mission.</p> <p>*19. The company or team commander monitors the mission.</p> <ul style="list-style-type: none"> <li>a. Determined the size, the type, and the location of enemy elements.</li> <li>b. Identified the locations of enemy or friendly mines and obstacles.</li> <li>c. Determined the most covered and concealed routes for the company or team to assault the flanks of the enemy without masking the fire of supporting elements.</li> </ul> <p>*20. The counterattack company or team commander coordinates the counterattack route with the defending company or teams (if deviating from the OPORD route).</p> <p>*21. The defending company or team commanders alert their platoons that the counterattacking force is going to attack the enemy from the right or left flank or from the rear.</p> <p>*22. The defending company or team commanders remind their defending platoon leaders of the restrictive-fire line (RFL) and to control the direct fire.</p> <p>23. The counterattacking company or team stays outside of or on the far side of the RFL.</p> <p>*24. Upon receiving the order to counterattack, the company or team commander--</p> <ul style="list-style-type: none"> <li>a. Ordered the company or team to begin the counterattack along the identified routes.</li> <li>b. Ordered the company or team to a position from which it could engage the enemy's flank or rear (for counterattack by fire).</li> <li>c. Ordered the company or team to move rapidly to the flank or rear position of the enemy's trail battalions and close in on them, firing at high speed (for counterattack by fire and maneuver). <ul style="list-style-type: none"> <li>(1) The tanks, if available, led and destroyed the enemy tanks.</li> <li>(2) The armored personnel carriers (APCs) followed and destroyed light vehicles and the dismounted infantry.</li> <li>(3) The defending company or team commanders controlled fire behind the RFL.</li> </ul> </li> <li>d. The defending companies of the battalion TF continued to fire upon the enemy and halted the enemy elements advancing from the front.</li> </ul>		

TASK STEPS AND PERFORMANCE MEASURES	GO	NO-GO
25. The company or team conducts consolidation and reorganization activities to continue the mission.  *26. The company or team commander reports to the higher HQ according to the field standing operating procedure (SOP). NOTE: Digital units send reports and unit locations and update the COP to provide SA to units operating in the area.		

TASK PERFORMANCE / EVALUATION SUMMARY BLOCK							
ITERATION	1	2	3	4	5	M	TOTAL
TOTAL TASK STEPS EVALUATED							
TOTAL TASK STEPS "GO"							
TRAINING STATUS "GO"/"NO-GO"							

"\*" indicates a leader task step.

#### SUPPORTING INDIVIDUAL TASKS: NONE

#### SUPPORTING COLLECTIVE TASKS

Task Number	Task Title
05-1-1000	Conduct Logistics Operations
05-2-1200	Reorganize as Infantry

#### OPFOR TASKS AND STANDARDS

**TASK:** Disrupt a Route Reconnaissance (5-OPFOR-0021)

**CONDITION:** The enemy is conducting a route reconnaissance. The opposing forces (OPFOR) element is positioned along the enemy's route.

**STANDARD:** The OPFOR element attempts to disrupt a squad/section conducting a route reconnaissance. 1. Prevents the unit from meeting its specified time schedule. 2. Forces the unit to deviate from its specified route. 3. Prevents the unit from reaching its assigned destination. 4. Surprises the squad/section. 5. Inflicts casualties on the unit.

**TASK:** Defeat Obstacles (5-OPFOR-0009)

**CONDITION:** The opposing forces (OPFOR) element encounters an obstacle that blocks the avenue of approach as it advances upon the enemy forces.

**STANDARD:** The OPFOR element bypasses or breaches the enemy obstacle. 1. Detects the obstacle before halting its main body. 2. Defeats the obstacle. a. Bypasses the obstacle without entering the engagement areas. b. Breaches the obstacle within 45 minutes and passes its entire force through the obstacle. 3. Does not incur degradation to the point that the mission must be discontinued.

**TASK:** Conduct an Attack (5-OPFOR-0008)

**CONDITION:** The enemy is conducting tactical operations. The opposing forces (OPFOR) element receives orders to attack the enemy, the area of occupation, or the main supply route (MSR) with smoke.

**STANDARD:** The OPFOR element disrupts the enemy's movement and smoke operations. 1. Determines the delivery method of the smoke attack. 2. Locates the target. 3. Delivers the smoke attack downwind. 4. Attacks the enemy with smoke, and surge attacks when the enemy responds to the smoke.

**TASK:** Disrupt a Net Control Station (NCS) (5-OPFOR-0019)

**CONDITION:** The enemy has established a NCS. The opposing forces (OPFOR) element has radio and jamming equipment.

**STANDARD:** The OPFOR element attempts to disrupt an NCS. 1. Attempts to locate the radio frequency that the unit is operating on. 2. Attempts to enter the radio net. 3. Attempts to issue "bogus" orders to a unit on the net. 4. Jams the radio frequency and forces the unit to go to an alternate frequency.

**TASK:** Disrupt Construction of Vehicle Fighting Positions (5-OPFOR-0020)

**CONDITION:** The opposing forces (OPFOR) element has located the enemy. The priority intelligence requirements (PIR) and other intelligence obtained by OPFOR patrols indicate the enemy is constructing vehicle fighting positions within its defensive area. The OPFOR element has automatic and antiarmor weapons and light mortars.

**STANDARD:** The OPFOR element attempts to disrupt the enemy's efforts to establish vehicle fighting positions. 1. Locates the defensive area. 2. Surprises the main body. 3. Penetrates the defensive area with squad-size probes. 4. Inflicts casualties on the unit. 5. Destroys vehicles. 6. Disrupts the unit's preparations (prevents or delays beyond the unit's allotted time).

**TASK:** Disrupt an Engineer Reconnaissance (5-OPFOR-0022)

**CONDITION:** The enemy is conducting an engineer reconnaissance. The opposing forces (OPFOR) element is positioned along the enemy's route.

**STANDARD:** The OPFOR element disrupts an engineer reconnaissance. 1. Prevents the unit from meeting its specified time schedule. 2. Forces the unit to deviate from its specified route. 3. Prevents the unit from accomplishing its assigned engineer reconnaissance. 4. Surprises the unit conducting the reconnaissance.

**TASK:** Conduct an Aerial Reconnaissance (5-OPFOR-0010)

**CONDITION:** The opposing forces (OPFOR) headquarters (HQ) element requires intelligence on the locations and identification of enemy elements. An aircraft is dispatched to take photographs and make a visual inspection of the enemy rear area.

**STANDARD:** The OPFOR element gathers photograph intelligence of the enemy. 1. Photographs the assigned sectors. 2. Makes quick visual checks where the ceiling is low. 3. Locates enemy positions in the area, particularly support and storage bases, and command and control (C2) facilities. 4. Sustains no loss of aircraft. 5. Reports priority intelligence requirements (PIR) and other information requirements to the OPFOR HQ.

**TASK:** Conduct Terrorist and Saboteur Attacks (5-OPFOR-0005)

**CONDITION:** The opposing forces (OPFOR) element dispatches small teams into the enemy's rear area to disrupt combat service support (CSS) operations.



**STANDARD:** The enemy sustains disrupted command and control (C2), destroyed equipment and supplies, and light casualties. 1. Locates rear support bases and C2 facilities. 2. Delays and disrupts CSS operations through probes. 3. Infiltrates CSS bases to conduct sabotage and terrorist activities. 4. Inflicts light casualties. 5. Destroys supplies and equipment.

**TASK:** Disrupt Defensive Preparations (5-OPFOR-0018)

**CONDITION:** The opposing forces (OPFOR) element has located the enemy. Priority intelligence requirements (PIR) and other intelligence requirements obtained by OPFOR patrols indicate that the enemy elements are establishing defensive positions. The OPFOR element has automatic and antiarmor weapons and light mortars.

**STANDARD:** The OPFOR element disrupts and delays the enemy's defensive preparations. 1. Locates and penetrates the enemy's security system. 2. Forces the enemy to delay defensive preparations. 3. Disrupts the enemy's obstacle preparations.

**TASK:** Disrupt Quartering Party Operations (5-OPFOR-0017)

**CONDITION:** The enemy is conducting quartering party operations. It has established an assembly area (AA) but has not moved in the main body.

**STANDARD:** The opposing forces (OPFOR) element attempts to disrupt quartering party operations and infiltrate the enemy's AA. 1. Locates the quartering party and the AA. 2. Surprises the main body. 3. Penetrates the AA with squad-size probes. 4. Inflicts personnel casualties and vehicle damage. 5. Disrupts the unit's preparations (prevents or delays beyond the unit's allotted time).

**TASK:** Disrupt Enemy Movement and Operations Using Tactical Nuclear Weapons (5-OPFOR-0016)

**CONDITION:** The opposing forces (OPFOR) element has located the enemy. Priority intelligence requirements (PIR) and other intelligence requirements have been obtained by OPFOR patrols. Tactical nuclear weapons are employed against key locations in the rear area.

**STANDARD:** The OPFOR element disrupts enemy movement and operations. 1. Disrupts or delays the movement of the enemy's equipment and supplies to the forward areas. 2. Destroys enemy equipment and supplies. 3. Inflicts a high rate of nuclear casualties among the enemy forces. 4. Denies the enemy the use of specified areas. 5. Contaminates the enemy's equipment and supplies.

**TASK:** Disrupt Enemy Movement and Operations Using Persistent and Nonpersistent Chemical Weapons (5-OPFOR-0015)

**CONDITION:** The opposing forces (OPFOR) element has located the enemy. Priority intelligence requirements (PIR) and other intelligence requirements have been obtained by OPFOR patrols. The OPFOR units deliver chemical agents, by means of conventional artillery weapons or aircraft, along selected supply routes and key bases in the rear area.

**STANDARD:** The OPFOR element disrupts enemy movement and operations using persistent and nonpersistent chemical weapons. 1. Delivers chemical agents in low and densely wooded areas. 2. Delays the movement of enemy supplies and equipment to the forward areas. 3. Restricts the movement of the enemy units in the rear area. 4. Channels the movement of enemy units into predesignated ambush areas. 5. Contaminates enemy supplies and equipment. 6. Inflicts a high rate of casualties on enemy forces.

**TASK:** Disrupt Movement (5-OPFOR-0014)

**CONDITION:** The enemy is expected to move through the opposing forces (OPFOR) element's area of operations. The OPFOR element has received an operation order (OPORD) or fragmentary order (FRAGO) to disrupt enemy movement. The enemy has the capability to defend with direct fire and antiarmor weapons.

**STANDARD:** The OPFOR element delays enemy movement. 1. Delays the element. 2. Forces the element to deviate from its route. 3. Prevents the element from reaching its destination. 4. Surprises the element's main body.

**TASK:** Counter Passage of Lines (5-OPFOR-0012)

**CONDITION:** Enemy forces are in defensive positions, but they are expected to attempt passage-of-lines operations. The opposing forces (OPFOR) received orders to disrupt enemy passage-of-lines operations.

**STANDARD:** The OPFOR element delays or prevents enemy passage of lines. 1. Delays the passage. 2. Prevents the company from moving all personnel through the stationary unit. 3. Engages the main body of either the moving or the stationary unit.

**TASK:** Conduct Sniper Operations (5-OPFOR-0006)

**CONDITION:** The opposing forces (OPFOR) element has assigned snipers (regular or irregular elements) in the enemy's rear area along the main supply route (MSR) and near support sites.

**STANDARD:** The OPFOR element kills or wounds targets. 1. Sets up a well-concealed location. 2. Engages vehicle drivers or personnel on foot with short bursts of semiautomatic fire. 3. Kills or wounds selected targets. 4. Prevents the position from being discovered by enemy forces. 5. Evacuates the area without being spotted. 6. Reports all specified priority intelligence requirements (PIR) and other intelligence requirements to the OPFOR headquarters (HQ).

**TASK:** Conduct Air Attacks (5-OPFOR-0002)

**CONDITION:** The opposing forces (OPFOR) element in the rear area has forwarded the positions of the enemy support sites or the locations of moving elements. The OPFOR aircraft have been dispatched to attack enemy installations or convoys.

**STANDARD:** The OPFOR element attempts to delay, disrupt, or damage the enemy targets by air. 1. Locates the target (support sites or convoys). 2. Makes attack runs on the designated targets. 3. Inflicts heavy damage to the selected target. 4. Sustains no loss of aircraft. 5. Delays moving the force for more than one hour.

**TASK:** Surrender to the Capturing Unit on the Battlefield (5-OPFOR-0024)

**CONDITION:** The enemy has captured the opposing forces (OPFOR) element's soldiers, documents, and equipment sensitive to the OPFOR tactical operations.

**STANDARD:** The OPFOR soldiers retain or destroy documents and equipment. The OPFOR element surrenders documents and equipment of no tactical use to the enemy and attempts to conceal or destroy items of tactical value. The OPFOR element attempts escape and evasion. 1. Prevents the successful capture of documents and equipment. 2. Destroys documents and equipment. 3. Removes identifying markings from equipment. 4. Removes unit-identifying insignia. 5. Provides misleading information. 6. Plans an escape. 7. Delays movement to the nearest collection point. 8. Prevents safeguarding of enemy prisoners of war (EPWs) in order to cause embarrassment to the United States (US).

**TASK:** Attack (5-OPFOR-0001)

**CONDITION:** The opposing forces (OPFOR) element has located the enemy. The priority intelligence requirements (PIR) and other intelligence requirements have been obtained by OPFOR patrols. The OPFOR element has automatic and antiarmor weapons and light mortars.

**STANDARD:** The OPFOR element attempts to seize the terrain, vehicles, or equipment. 1. Develops an attack plan. 2. Surprises the enemy unit's main body. 3. Initiates the attack using a scheme of maneuver that exploits the enemy's flanks, gaps, and weaknesses. 4. Uses covered and concealed routes to approach the enemy forces' flanks, gaps, or weakly held areas. 5. Employs indirect fire to support the attack. 6. Penetrates enemy defenses. 7. Destroys equipment and supplies. 8. Inflicts heavy casualties. 9. Isolates the combat service support (CSS) base by blocking reinforcements. 10. Forces enemy units to displace. 11. Avoids being fixed in one position. 12. Withdraws before the CSS base is reinforced with tactical combat forces.

**TASK:** Conduct a Raid (5-OPFOR-0004)

**CONDITION:** The opposing forces (OPFOR) element has occupied an objective rally point and has orders to conduct a raid on a combat service support (CSS) base.

**STANDARD:** The OPFOR element infiltrates the enemy's base and destroys all of the targets. 1. Surprises the enemy forces. 2. Assaults the support base and accomplishes the assigned tasks. 3. Destroys the specified equipment and supplies. 4. Avoids being decisively engaged. 5. Withdraws all personnel from the objective areas within the time prescribed. 6. Obtains all priority intelligence requirements (PIR) from the raid site. 7. Sustains only light casualties from enemy fire.

**TASK:** Defend a Minefield (5-OPFOR-0023)

**CONDITION:** The enemy is conducting a minefield sweeping operation. The opposing forces (OPFOR) element has a minefield placed in the enemy's path. The minefield is under constant observation and fire.

**STANDARD:** The OPFOR element defends a minefield against an enemy element conducting a minefield sweeping operation. 1. Prevents the unit from detecting the obstacle. 2. Disrupts the minefield sweeping operation. 3. Prevents the unit from conducting the minefield sweeping operation, prevents the unit from moving all personnel through the breach or delays the completion of the minefield sweeping operation for more than 45 minutes.

**TASK:** Disrupt Assembly Area (AA) Activities (5-OPFOR-0013)

**CONDITION:** Intelligence reports indicate that platoon- and company-size enemy units are operating in the opposing forces (OPFOR) area of operations. Enemy units can defend from AAs with direct fire, antiarmor weapons, and indirect fire. The enemy has close air support (CAS) and nuclear, biological, and chemical (NBC) capabilities.

**STANDARD:** The OPFOR element locates and disrupts the enemy's AA activities. 1. Locates the element's AA. 2. Probes the AA with squad- or team-size elements. 3. Inflicts more than 5 percent casualties on the element. 4. Disrupts the element's preparations (prevents or delays beyond the element's allotted time).

**TASK:** Conduct an Ambush (5-OPFOR-0007)

**CONDITION:** The enemy is moving in a convoy. The opposing forces (OPFOR) element is positioned along the enemy's route.

**STANDARD:** The OPFOR element inflicts casualties on the enemy and causes vehicle and equipment damage. 1. Prepares an ambush site before the element arrives. 2. Surprises march element forces. 3. Inflicts heavy casualties within the designated kill zone. 4. Inflicts heavy damage to vehicles and equipment within the designated kill zone. 5. Delays the march element from reaching a specified destination for a specified period of time. 6. Withdraws on order. 7. Sustains no casualties. 8. Reports actions to superiors.

**TASK:** Maintain Contact (5-OPFOR-0003)

**CONDITION:** The opposing forces (OPFOR) element is engaged with enemy base defense forces. The enemy forces are withdrawing under pressure.

**STANDARD:** The OPFOR element maintains enemy contact while the enemy withdraws. 1. Engages the enemy forces decisively. 2. Advances the OPFOR as the enemy forces withdraw. 3. Inflicts heavy casualties. 4. Captures the members of the enemy force. 5. Captures documents and equipment. 6. Safeguards captured documents, equipment, and personnel.

**ELEMENTS:** Three Combat Mobility Platoons  
 Nine Combat Engineer Squads  
 Mobility Support Platoon  
 Three Mobility Sections

**TASK:** Disable Lines of Communication (LOC) or an Airfield (05-3-0038)  
 (FM 5-250)

**ITERATION:** 1 2 3 4 5 M (Circle)  
**COMMANDER/LEADER ASSESSMENT:** T P U (Circle)

**CONDITIONS:** An element is conducting continuous tactical operations during darkness and daylight, under all weather conditions. The unit is given the mission to deny the use of LOC or an airfield for a specified purpose and time, using the available resources and within the time limitations. Digital units have performed functionality checks, and systems are operational. Some iterations of this task should be performed in MOPP4.

**TASK STANDARDS:** The element denies the opposing forces (OPFOR) use of LOC or an airfield. The element causes partial or complete destruction using explosives and other available materials to create obstacles. Digital units send reports and update obstacle locations using frequency-modulated (FM) or digital means, updating the obstacle locations and providing an updated common operational picture (COP) and situational awareness (SA). The time required to perform this task is increased with conducting it in mission-oriented protection posture (MOPP) 4.

TASK STEPS AND PERFORMANCE MEASURES	GO	NO-GO
<ul style="list-style-type: none"> <li>* 1. The platoon leader conducts troop-leading procedures.</li> <li>* 2. The platoon leader determines the most effective means to disable or destroy the target.               <ul style="list-style-type: none"> <li>a. Considered the time available.</li> <li>b. Incorporated command guidance.</li> <li>c. Evaluated the available explosives.</li> <li>d. Evaluated the availability and location of local materials.</li> <li>e. Considered the personnel available to complete the mission.</li> <li>f. Considered the organic equipment available.</li> <li>g. Evacuated the area and bypasses.</li> <li>h. Evaluated the enemy's location and activities.</li> <li>i. Considered the target location and accessibility.</li> </ul> </li> <li>* 3. The platoon leader determines the extent of the required destruction.               <ul style="list-style-type: none"> <li>a. Selected partial destruction if the target was to be used by friendly forces in a counterattack or in future operations.</li> <li>b. Selected complete destruction if the target was not to be used by friendly forces or the enemy had the capability and means to quickly repair the target.</li> <li>c. Considered the amount of time and materials needed for friendly forces to repair the damage.</li> </ul> </li> <li>* 4. The platoon leader submits his plan to the higher headquarters (HQ) for approval.</li> <li>5. The platoon disables ground transportation lines using explosives and other available materials.</li> </ul>		

TASK STEPS AND PERFORMANCE MEASURES	GO	NO-GO
<ul style="list-style-type: none"> <li>a. Disabled bridges by cutting spans and creating a gap at least 19.9 meters long and destroying the abutment on the enemy side using cratering and breaching charges.</li> <li>b. Destroyed tunnels by placing charges in the demolition chambers or above the entrance and creating a slide.</li> <li>c. Cratered roads at the critical points, where there were no easy bypasses (around curves, at the tops of hills, and in towns). Used the M180 demolition kit or cratering charges.</li> <li>d. Created an abatis using explosives or engineer tools in areas where timber at least 0.6 meters in diameter existed; continued the abatis for a distance of at least 75 meters.</li> <li>e. Placed wrecked or destroyed equipment and materials in defiles and cuts.</li> <li>f. Destroyed railroads at vulnerable points such as curves, switches, frogs, and crossovers. Used 1/2-pound explosives for rails less than 12.7 centimeters high and 1-pound explosives for rails over 12.7 centimeters high.</li> <li>g. Destroyed the railway system by destroying a single length of track. <ul style="list-style-type: none"> <li>(1) Used 1-pound charges.</li> <li>(2) Placed charges on alternate connections of both tracks for a distance of approximately 150 meters.</li> <li>(3) Tamped charges with sandbags. Additional personnel followed behind at approximately 250 meters and lit fuses.</li> <li>(4) Repeated the procedures at 2.4-kilometer intervals.</li> </ul> </li> </ul> <p>6. The platoon disables or destroys the water transportation system.</p> <ul style="list-style-type: none"> <li>a. Blocked the navigation channels by sinking ships or loaded barges and detonating breaching charges behind retaining walls.</li> <li>b. Disabled or destroyed dams. <ul style="list-style-type: none"> <li>(1) Destroyed the machinery and equipment.</li> <li>(2) Destroyed penstocks or tunnels used to bypass the dam or carry water to the hydroelectric plants.</li> <li>(3) Destroyed valves or gates used to control the water flow.</li> <li>(4) Dug ditches or emplaced cratering charges below the existing water level (for earth dams).</li> </ul> </li> <li>c. Disabled or destroyed canals. <ul style="list-style-type: none"> <li>(1) Destroyed the electrical systems and pumps with explosives.</li> <li>(2) Destroyed the lock and canal walls by detonating breaching charges behind them.</li> <li>(3) Destroyed gates (as time permitted).</li> </ul> </li> </ul> <p>7. The platoon disables or destroys the aviation facilities.</p> <ul style="list-style-type: none"> <li>a. Disabled or destroyed runways and taxiways. <ul style="list-style-type: none"> <li>(1) Emplaced the M180 demolition kit.</li> <li>(2) Used shaped charges on thick concrete (when time was essential).</li> <li>(3) Placed individual cratering charges diagonally down the runways and taxiways, or in a zigzag running back and forth, to provide complete destruction.</li> <li>(4) Used 40-pound cratering charges spaced 4.6 meters apart across the runway and buried 1.3 meters deep.</li> <li>(5) Removed pierced steel planks or other types of landing mats by attaching a larger metal hook to sections and pulling it out with a dozer or other suitable equipment. Followed with cratering.</li> <li>(6) Destroyed bituminous-surface treatments or thin-concrete pavements using dozers or graders to dig ditches.</li> <li>(7) Destroyed turf airstrips by plowing or cratering.</li> </ul> </li> </ul>		

TASK STEPS AND PERFORMANCE MEASURES	GO	NO-GO
(8) Strung wire or cable across runways. (9) Filled 55-gallon drums with sand and placed them on runways. (10) Placed hulls or debris on runways. b. Destroyed enemy aircraft. (1) Placed 4 pounds of trinitrotoluene (TNT) on each crankshaft between the propeller and the engine and 1 pound on the instrument panel. (2) Destroyed the engines of the jet-propelled aircraft by detonating charges placed on essential parts, such as the compressor, the air intake, or the exhaust turbine. (3) Removed or destroyed the radio equipment, bombsights, radar, and tires.  8. The platoon destroys pipelines and pumping stations. a. Destroyed the filled storage tanks by burning with incendiary grenades or a burst of .50-caliber incendiary ammunition. b. Destroyed the empty tanks by detonating charges against their bases. c. Destroyed the pumping stations by placing gravel in the pipeline or by detonating explosives. Burned the station after detonating the explosives, as time permitted.  9. The platoon damages or destroys the communications systems. a. Destroyed the telephone and telegraph switchboards by placing 1-pound charges on the cables. b. Damaged the pole lines by cutting and burning poles and cutting the wire into short lengths to prevent further use. c. Destroyed the radio installations by-- (1) Cutting the guy wires, detonating charges against the base, and toppling the tower over the high-voltage transmission line through which the radio received its power. (2) Destroying the standby-power units and equipment by mechanical means or with explosives. (3) Destroying transformers with explosives.  *10. The platoon leader submits a report to higher HQ upon completion of the mission or according to the unit's standing operating procedure (SOP).		

TASK PERFORMANCE / EVALUATION SUMMARY BLOCK							
ITERATION	1	2	3	4	5	M	TOTAL
TOTAL TASK STEPS EVALUATED							
TOTAL TASK STEPS "GO"							
TRAINING STATUS "GO"/"NO-GO"							

"\*\*" indicates a leader task step.

#### SUPPORTING INDIVIDUAL TASKS

Task Number	Task Title
052-254-1037	Construct a Ditch with the Crawler Tractor
052-254-1046	Remove Brush with the Crawler Tractor
052-254-1047	Remove Stumps with the Crawler Tractor
052-254-1052	Construct a V Ditch with the Motorized Grader
052-254-1054	Scarify Material with the Motorized Grader
052-254-1059	Excavate with the Scoop Loader

### SUPPORTING INDIVIDUAL TASKS

Task Number	Task Title
052-254-1061	Move a Load with the Scoop Loader Clamshell

### SUPPORTING COLLECTIVE TASKS

Task Number	Task Title
05-3-0201	Create a Crater Obstacle with Explosives
05-4-0205	Create an Abatis

### OPFOR TASKS AND STANDARDS

**TASK:** Surrender to the Capturing Unit on the Battlefield (5-OPFOR-0024)

**CONDITION:** The enemy has captured the opposing forces (OPFOR) element's soldiers, documents, and equipment sensitive to the OPFOR tactical operations.

**STANDARD:** The OPFOR soldiers retain or destroy documents and equipment. The OPFOR element surrenders documents and equipment of no tactical use to the enemy and attempts to conceal or destroy items of tactical value. The OPFOR element attempts escape and evasion. 1. Prevents the successful capture of documents and equipment. 2. Destroys documents and equipment. 3. Removes identifying markings from equipment. 4. Removes unit-identifying insignia. 5. Provides misleading information. 6. Plans an escape. 7. Delays movement to the nearest collection point. 8. Prevents safeguarding of enemy prisoners of war (EPWs) in order to cause embarrassment to the United States (US).

**TASK:** Disrupt a Net Control Station (NCS) (5-OPFOR-0019)

**CONDITION:** The enemy has established a NCS. The opposing forces (OPFOR) element has radio and jamming equipment.

**STANDARD:** The OPFOR element attempts to disrupt an NCS. 1. Attempts to locate the radio frequency that the unit is operating on. 2. Attempts to enter the radio net. 3. Attempts to issue "bogus" orders to a unit on the net. 4. Jams the radio frequency and forces the unit to go to an alternate frequency.

**TASK:** Conduct an Attack (5-OPFOR-0008)

**CONDITION:** The enemy is conducting tactical operations. The opposing forces (OPFOR) element receives orders to attack the enemy, the area of occupation, or the main supply route (MSR) with smoke.

**STANDARD:** The OPFOR element disrupts the enemy's movement and smoke operations. 1. Determines the delivery method of the smoke attack. 2. Locates the target. 3. Delivers the smoke attack downwind. 4. Attacks the enemy with smoke, and surge attacks when the enemy responds to the smoke.

**TASK:** Defeat Obstacles (5-OPFOR-0009)

**CONDITION:** The opposing forces (OPFOR) element encounters an obstacle that blocks the avenue of approach as it advances upon the enemy forces.

**STANDARD:** The OPFOR element bypasses or breaches the enemy obstacle. 1. Detects the obstacle before halting its main body. 2. Defeats the obstacle. a. Bypasses the obstacle without entering the engagement areas. b. Breaches the obstacle within 45 minutes and passes its entire force through the obstacle. 3. Does not incur degradation to the point that the mission must be discontinued.



**TASK:** Disrupt Construction of Vehicle Fighting Positions (5-OPFOR-0020)

**CONDITION:** The opposing forces (OPFOR) element has located the enemy. The priority intelligence requirements (PIR) and other intelligence obtained by OPFOR patrols indicate the enemy is constructing vehicle fighting positions within its defensive area. The OPFOR element has automatic and antiarmor weapons and light mortars.

**STANDARD:** The OPFOR element attempts to disrupt the enemy's efforts to establish vehicle fighting positions. 1. Locates the defensive area. 2. Surprises the main body. 3. Penetrates the defensive area with squad-size probes. 4. Inflicts casualties on the unit. 5. Destroys vehicles. 6. Disrupts the unit's preparations (prevents or delays beyond the unit's allotted time).

**TASK:** Disrupt an Engineer Reconnaissance (5-OPFOR-0022)

**CONDITION:** The enemy is conducting an engineer reconnaissance. The opposing forces (OPFOR) element is positioned along the enemy's route.

**STANDARD:** The OPFOR element disrupts an engineer reconnaissance. 1. Prevents the unit from meeting its specified time schedule. 2. Forces the unit to deviate from its specified route. 3. Prevents the unit from accomplishing its assigned engineer reconnaissance. 4. Surprises the unit conducting the reconnaissance.

**TASK:** Conduct an Aerial Reconnaissance (5-OPFOR-0010)

**CONDITION:** The opposing forces (OPFOR) headquarters (HQ) element requires intelligence on the locations and identification of enemy elements. An aircraft is dispatched to take photographs and make a visual inspection of the enemy rear area.

**STANDARD:** The OPFOR element gathers photograph intelligence of the enemy. 1. Photographs the assigned sectors. 2. Makes quick visual checks where the ceiling is low. 3. Locates enemy positions in the area, particularly support and storage bases, and command and control (C2) facilities. 4. Sustains no loss of aircraft. 5. Reports priority intelligence requirements (PIR) and other information requirements to the OPFOR HQ.

**TASK:** Conduct Terrorist and Saboteur Attacks (5-OPFOR-0005)

**CONDITION:** The opposing forces (OPFOR) element dispatches small teams into the enemy's rear area to disrupt combat service support (CSS) operations.

**STANDARD:** The enemy sustains disrupted command and control (C2), destroyed equipment and supplies, and light casualties. 1. Locates rear support bases and C2 facilities. 2. Delays and disrupts CSS operations through probes. 3. Infiltrates CSS bases to conduct sabotage and terrorist activities. 4. Inflicts light casualties. 5. Destroys supplies and equipment.

**TASK:** Conduct an Ambush (5-OPFOR-0007)

**CONDITION:** The enemy is moving in a convoy. The opposing forces (OPFOR) element is positioned along the enemy's route.

**STANDARD:** The OPFOR element inflicts casualties on the enemy and causes vehicle and equipment damage. 1. Prepares an ambush site before the element arrives. 2. Surprises march element forces. 3. Inflicts heavy casualties within the designated kill zone. 4. Inflicts heavy damage to vehicles and equipment within the designated kill zone. 5. Delays the march element from reaching a specified destination for a specified period of time. 6. Withdraws on order. 7. Sustains no casualties. 8. Reports actions to superiors.

**TASK:** Disrupt a Route Reconnaissance (5-OPFOR-0021)

**CONDITION:** The enemy is conducting a route reconnaissance. The opposing forces (OPFOR) element is positioned along the enemy's route.

**STANDARD:** The OPFOR element attempts to disrupt a squad/section conducting a route reconnaissance. 1. Prevents the unit from meeting its specified time schedule. 2. Forces the unit to deviate from its specified route. 3. Prevents the unit from reaching its assigned destination. 4. Surprises the squad/section. 5. Inflicts casualties on the unit.

**TASK:** Conduct a Raid (5-OPFOR-0004)

**CONDITION:** The opposing forces (OPFOR) element has occupied an objective rally point and has orders to conduct a raid on a combat service support (CSS) base.

**STANDARD:** The OPFOR element infiltrates the enemy's base and destroys all of the targets. 1. Surprises the enemy forces. 2. Assaults the support base and accomplishes the assigned tasks. 3. Destroys the specified equipment and supplies. 4. Avoids being decisively engaged. 5. Withdraws all personnel from the objective areas within the time prescribed. 6. Obtains all priority intelligence requirements (PIR) from the raid site. 7. Sustains only light casualties from enemy fire.

**TASK:** Disrupt Defensive Preparations (5-OPFOR-0018)

**CONDITION:** The opposing forces (OPFOR) element has located the enemy. Priority intelligence requirements (PIR) and other intelligence requirements obtained by OPFOR patrols indicate that the enemy elements are establishing defensive positions. The OPFOR element has automatic and antiarmor weapons and light mortars.

**STANDARD:** The OPFOR element disrupts and delays the enemy's defensive preparations. 1. Locates and penetrates the enemy's security system. 2. Forces the enemy to delay defensive preparations. 3. Disrupts the enemy's obstacle preparations.

**TASK:** Disrupt Quartering Party Operations (5-OPFOR-0017)

**CONDITION:** The enemy is conducting quartering party operations. It has established an assembly area (AA) but has not moved in the main body.

**STANDARD:** The opposing forces (OPFOR) element attempts to disrupt quartering party operations and infiltrate the enemy's AA. 1. Locates the quartering party and the AA. 2. Surprises the main body. 3. Penetrates the AA with squad-size probes. 4. Inflicts personnel casualties and vehicle damage. 5. Disrupts the unit's preparations (prevents or delays beyond the unit's allotted time).

**TASK:** Disrupt Enemy Movement and Operations Using Tactical Nuclear Weapons (5-OPFOR-0016)

**CONDITION:** The opposing forces (OPFOR) element has located the enemy. Priority intelligence requirements (PIR) and other intelligence requirements have been obtained by OPFOR patrols. Tactical nuclear weapons are employed against key locations in the rear area.

**STANDARD:** The OPFOR element disrupts enemy movement and operations. 1. Disrupts or delays the movement of the enemy's equipment and supplies to the forward areas. 2. Destroys enemy equipment and supplies. 3. Inflicts a high rate of nuclear casualties among the enemy forces. 4. Denies the enemy the use of specified areas. 5. Contaminates the enemy's equipment and supplies.

**TASK:** Disrupt Enemy Movement and Operations Using Persistent and Nonpersistent Chemical Weapons (5-OPFOR-0015)

**CONDITION:** The opposing forces (OPFOR) element has located the enemy. Priority intelligence requirements (PIR) and other intelligence requirements have been obtained by OPFOR patrols. The OPFOR units deliver chemical agents, by means of conventional artillery weapons or aircraft, along selected supply routes and key bases in the rear area.

**STANDARD:** The OPFOR element disrupts enemy movement and operations using persistent and nonpersistent chemical weapons. 1. Delivers chemical agents in low and densely wooded areas. 2. Delays the movement of enemy supplies and equipment to the forward areas. 3. Restricts the movement of the enemy units in the rear area. 4. Channels the movement of enemy units into predesignated ambush areas. 5. Contaminates enemy supplies and equipment. 6. Inflicts a high rate of casualties on enemy forces.

**TASK:** Counter Passage of Lines (5-OPFOR-0012)

**CONDITION:** Enemy forces are in defensive positions, but they are expected to attempt passage-of-lines operations. The opposing forces (OPFOR) received orders to disrupt enemy passage-of-lines operations.

**STANDARD:** The OPFOR element delays or prevents enemy passage of lines. 1. Delays the passage. 2. Prevents the company from moving all personnel through the stationary unit. 3. Engages the main body of either the moving or the stationary unit.

**TASK:** Disrupt Movement (5-OPFOR-0014)

**CONDITION:** The enemy is expected to move through the opposing forces (OPFOR) element's area of operations. The OPFOR element has received an operation order (OPORD) or fragmentary order (FRAGO) to disrupt enemy movement. The enemy has the capability to defend with direct fire and antiarmor weapons.

**STANDARD:** The OPFOR element delays enemy movement. 1. Delays the element. 2. Forces the element to deviate from its route. 3. Prevents the element from reaching its destination. 4. Surprises the element's main body.

**TASK:** Conduct Sniper Operations (5-OPFOR-0006)

**CONDITION:** The opposing forces (OPFOR) element has assigned snipers (regular or irregular elements) in the enemy's rear area along the main supply route (MSR) and near support sites.

**STANDARD:** The OPFOR element kills or wounds targets. 1. Sets up a well-concealed location. 2. Engages vehicle drivers or personnel on foot with short bursts of semiautomatic fire. 3. Kills or wounds selected targets. 4. Prevents the position from being discovered by enemy forces. 5. Evacuates the area without being spotted. 6. Reports all specified priority intelligence requirements (PIR) and other intelligence requirements to the OPFOR headquarters (HQ).

**TASK:** Conduct Air Attacks (5-OPFOR-0002)

**CONDITION:** The opposing forces (OPFOR) element in the rear area has forwarded the positions of the enemy support sites or the locations of moving elements. The OPFOR aircraft have been dispatched to attack enemy installations or convoys.

**STANDARD:** The OPFOR element attempts to delay, disrupt, or damage the enemy targets by air. 1. Locates the target (support sites or convoys). 2. Makes attack runs on the designated targets. 3. Inflicts heavy damage to the selected target. 4. Sustains no loss of aircraft. 5. Delays moving the force for more than one hour.

**TASK:** Attack (5-OPFOR-0001)

**CONDITION:** The opposing forces (OPFOR) element has located the enemy. The priority intelligence requirements (PIR) and other intelligence requirements have been obtained by OPFOR patrols. The OPFOR element has automatic and antiarmor weapons and light mortars.

**STANDARD:** The OPFOR element attempts to seize the terrain, vehicles, or equipment. 1. Develops an attack plan. 2. Surprises the enemy unit's main body. 3. Initiates the attack using a scheme of maneuver that exploits the enemy's flanks, gaps, and weaknesses. 4. Uses covered and concealed routes to approach the enemy forces' flanks, gaps, or weakly held areas. 5. Employs indirect fire to support the attack. 6. Penetrates enemy defenses. 7. Destroys equipment and supplies. 8. Inflicts heavy casualties. 9. Isolates the combat service support (CSS) base by blocking reinforcements. 10. Forces enemy units to displace. 11. Avoids being fixed in one position. 12. Withdraws before the CSS base is reinforced with tactical combat forces.

**TASK:** Defend a Minefield (5-OPFOR-0023)

**CONDITION:** The enemy is conducting a minefield sweeping operation. The opposing forces (OPFOR) element has a minefield placed in the enemy's path. The minefield is under constant observation and fire.

**STANDARD:** The OPFOR element defends a minefield against an enemy element conducting a minefield sweeping operation. 1. Prevents the unit from detecting the obstacle. 2. Disrupts the minefield sweeping operation. 3. Prevents the unit from conducting the minefield sweeping operation, prevents the unit from moving all personnel through the breach or delays the completion of the minefield sweeping operation for more than 45 minutes.

**TASK:** Disrupt Assembly Area (AA) Activities (5-OPFOR-0013)

**CONDITION:** Intelligence reports indicate that platoon- and company-size enemy units are operating in the opposing forces (OPFOR) area of operations. Enemy units can defend from AAs with direct fire, antiarmor weapons, and indirect fire. The enemy has close air support (CAS) and nuclear, biological, and chemical (NBC) capabilities.

**STANDARD:** The OPFOR element locates and disrupts the enemy's AA activities. 1. Locates the element's AA. 2. Probes the AA with squad- or team-size elements. 3. Inflicts more than 5 percent casualties on the element. 4. Disrupts the element's preparations (prevents or delays beyond the element's allotted time).

**TASK:** Maintain Contact (5-OPFOR-0003)

**CONDITION:** The opposing forces (OPFOR) element is engaged with enemy base defense forces. The enemy forces are withdrawing under pressure.

**STANDARD:** The OPFOR element maintains enemy contact while the enemy withdraws. 1. Engages the enemy forces decisively. 2. Advances the OPFOR as the enemy forces withdraw. 3. Inflicts heavy casualties. 4. Captures the members of the enemy force. 5. Captures documents and equipment. 6. Safeguards captured documents, equipment, and personnel.

**ELEMENTS:** Three Combat Mobility Platoons  
 Nine Combat Engineer Squads  
 Mobility Support Platoon  
 Three Mobility Sections

**TASK:** Create a Crater Obstacle with Explosives (05-3-0201)  
 (FM 5-250) (FM 5-34)

**ITERATION:** 1 2 3 4 5 M (Circle)

**COMMANDER/LEADER ASSESSMENT:** T P U (Circle)

**CONDITIONS:** The element is ordered to create a crater obstacle. A target reconnaissance has been conducted, and the reconnaissance report is available. Digital units have performed functionality checks, and systems are operational. Some iterations of this task should be performed in MOPP4.

**TASK STANDARDS:** The element creates a crater obstacle within 25 percent of the time estimated in the reconnaissance report. The crater is a minimum of 1.8 meters deep and 6 meters wide, and the side slopes are a minimum of 25 degrees. Locations are accurate within 10 meters. The crater is tied to existing or reinforced obstacles and blocks or disrupts an enemy main battle tank (MBT). Digital units send and receive reports using frequency-modulated (FM) or digital means. They update overlays and provide the appropriate Department of the Army (DA) forms according to the unit's tactical standing operating procedure (TACSOP) and the applicable Standardization Agreement (STANAG). The time required to perform this task is increased when conducting it in mission-oriented protection posture (MOPP) 4.

TASK STEPS AND PERFORMANCE MEASURES	GO	NO-GO
<p>* 1. The element leader obtains technical information from the reconnaissance report.</p> <p>NOTE: Digital units request intelligence information by requesting All-Source Analysis System (ASAS) information and Digital Topographic Support System (DTSS) products from higher headquarters (HQ).</p> <ul style="list-style-type: none"> <li>a. Included a plan and a side-view sketch showing overall dimensions and lines of cut.</li> <li>b. Included the location, depth, and quantity of explosives for each borehole as well as the method of ignition for each row of craters planned.</li> <li>c. Included a sketch showing firing circuits and firing points.</li> <li>d. Included a bill of explosives showing the quantity and types required, a list of required equipment, and an estimate of the time and labor required to prepare and fire the demolition.</li> </ul> <p>2. The element picks up all materials and equipment needed for the demolition.</p> <p>3. The element prepares demolitions in the rear to minimize the time on site; for example, cutting branch lines and priming blocks of explosives with detonating cord.</p> <p>NOTE: If possible, place the caps in a closed metal can and carry them separate from the explosives in the rear.</p> <p>* 4. The element leader issues orders to the element using the five-paragraph field-order format.</p> <p>* 5. The element leader briefs each man on site security, noise and light discipline, and each member's specific tasks.</p> <p>6. The element moves to the obstacle location.</p>		

TASK STEPS AND PERFORMANCE MEASURES	GO	NO-GO
<p>7. The element places the shaped charges in locations identified by the element leader.</p> <p>NOTE: The element leader coordinates with the maneuver commander to ensure that the final obstacle location is covered by direct and/or indirect fire and tied to existing or reinforced obstacles.</p> <p>8. The element connects the branch lines to the ring main and then primes the shaped charges.</p> <p>NOTE: Line mains can be used instead of ring mains, except on reserve targets.</p> <ol style="list-style-type: none"> <li>Did not dual prime the shaped charges.</li> <li>Ensured that the detonating-cord ring mains and branch lines had no sharp bends and did not cross over each other or themselves (except where connected by demolition knots or J-hooks).</li> <li>Primed the shaped charges using M11s or M16s.</li> <li>Ensured that the single-primed shaped charges were dual-initiated.</li> </ol> <p>9. The element detonates the shaped charges.</p> <ol style="list-style-type: none"> <li>Attached the dual-initiation system to the detonating cord.</li> <li>Ensured that all element members were a safe distance away.</li> </ol> <p>10. The element prepares the holes blown by shaped charges to achieve the correct depth for the crater being employed.</p> <ol style="list-style-type: none"> <li>Ensured that all the holes for a hasty crater were 1.5 meters deep.</li> <li>Ensured that the holes for a deliberate crater were alternately 1.5 meters and 2 meters deep, with 2-meter holes on both ends.</li> <li>Ensured that the enemy row of a relieved-face crater had 1.3-meter holes and the friendly row had 1.5-meter holes.</li> </ol> <p>11. The element dual primes all boreholes. See FM 5-250.</p> <ol style="list-style-type: none"> <li>In holes with only one cratering charge (1.5 meters deep), dual-primed by placing a primed package of composition 4 explosive (C4) on the placement indicator marks and a second package of C4 parallel on the opposite side of the cratering charge and flush with the top.</li> <li>In holes with two cratering charges, primed both crater charges by placing a primed package of C4 on the placement indicator marks. When placing the cratering charge in the borehole, ensured that the packages of C4 were on opposite sides of each other.</li> </ol> <p>12. The element lays the ring mains and ties in the branch lines with demolition knots or J-hooks.</p> <p>NOTE: Line mains can be used instead of ring mains, except on reserve targets.</p> <ol style="list-style-type: none"> <li>Ensured that two ring mains were required for each row of holes. On relieved-face craters, the friendly-row ring mains were covered with 15 centimeters of earth to prevent the detonating cord from being cut when the enemy row was detonated.</li> <li>Ensured that each system was independent.</li> <li>Ensured that the detonating-cord ring mains and the branch lines had no sharp bends and did not cross over each other or themselves (except where connected by demolition knots or J-hooks.).</li> </ol> <p>NOTE: If traffic must pass over the site before detonation, the branch lines and the ring mains are placed in 15-centimeter deep trenches, covered with a "U" shaped picket, and backfilled with earth.</p> <p>13. The element prepares the demolition to state 1 (if a reserved target) and awaits orders to arm and detonate.</p>		

TASK STEPS AND PERFORMANCE MEASURES	GO	NO-GO
<p>14. The element prepares the demolition to state 1 (if a preliminary target) and advises higher HQ that they are ready to detonate the target. (In the event that permission is given to execute the target upon completion, the target is brought to state 2 and detonated.)</p> <p>*15. Before firing, the element leader may hand over the target to a demolition-firing party. Whenever possible, the hand-over procedures are as detailed as those in the North Atlantic Treaty Organization (NATO) obstacle folder. See FM 5-250.</p> <p>*16. The element leader reports the intermediate status, completion, and results of the demolition to higher HQ.</p> <p>17. If authority is given, the element improves the obstacle by laying the mines.</p> <p>a. Recorded the mines on DA Form 1355.</p> <p>b. Placed the mines at enemy-side approaches first, followed by the gap between the first and second lines of cut on the enemy side.</p>		

TASK PERFORMANCE / EVALUATION SUMMARY BLOCK							
ITERATION	1	2	3	4	5	M	TOTAL
TOTAL TASK STEPS EVALUATED							
TOTAL TASK STEPS "GO"							
TRAINING STATUS "GO"/"NO-GO"							

"\*" indicates a leader task step.

#### SUPPORTING INDIVIDUAL TASKS

Task Number	Task Title
052-193-2014	Determine the Safe Distance When Firing Explosives
052-193-2018	Place Cratering Charges
052-193-2030	Clear Misfires
052-193-3025	Calculate Explosive Requirements for Road Craters
052-193-3055	Prepare or Compile a Nonnuclear-Demolition Target Folder
052-193-4040	Supervise Engineer Demolition Missions

#### SUPPORTING COLLECTIVE TASKS

Task Number	Task Title
05-2-0001	Prepare an Obstacle Plan
05-2-0314	Integrate Obstacles Into Direct- and Indirect-Fire Plans
05-2-0514	Emplace Tactical Obstacles
05-2-0516	Emplace Situational Obstacles
05-3-0001	Prepare an Obstacle Plan (Platoon)

#### OPFOR TASKS AND STANDARDS

**TASK:** Maintain Contact (5-OPFOR-0003)

**CONDITION:** The opposing forces (OPFOR) element is engaged with enemy base defense forces. The enemy forces are withdrawing under pressure.

**STANDARD:** The OPFOR element maintains enemy contact while the enemy withdraws. 1. Engages the enemy forces decisively. 2. Advances the OPFOR as the enemy forces withdraw. 3. Inflicts heavy casualties. 4. Captures the members of the enemy force. 5. Captures documents and equipment. 6. Safeguards captured documents, equipment, and personnel.

**TASK:** Conduct an Ambush (5-OPFOR-0007)

**CONDITION:** The enemy is moving in a convoy. The opposing forces (OPFOR) element is positioned along the enemy's route.

**STANDARD:** The OPFOR element inflicts casualties on the enemy and causes vehicle and equipment damage. 1. Prepares an ambush site before the element arrives. 2. Surprises march element forces. 3. Inflicts heavy casualties within the designated kill zone. 4. Inflicts heavy damage to vehicles and equipment within the designated kill zone. 5. Delays the march element from reaching a specified destination for a specified period of time. 6. Withdraws on order. 7. Sustains no casualties. 8. Reports actions to superiors.

**TASK:** Conduct Sniper Operations (5-OPFOR-0006)

**CONDITION:** The opposing forces (OPFOR) element has assigned snipers (regular or irregular elements) in the enemy's rear area along the main supply route (MSR) and near support sites.

**STANDARD:** The OPFOR element kills or wounds targets. 1. Sets up a well-concealed location. 2. Engages vehicle drivers or personnel on foot with short bursts of semiautomatic fire. 3. Kills or wounds selected targets. 4. Prevents the position from being discovered by enemy forces. 5. Evacuates the area without being spotted. 6. Reports all specified priority intelligence requirements (PIR) and other intelligence requirements to the OPFOR headquarters (HQ).

**TASK:** Disrupt Defensive Preparations (5-OPFOR-0018)

**CONDITION:** The opposing forces (OPFOR) element has located the enemy. Priority intelligence requirements (PIR) and other intelligence requirements obtained by OPFOR patrols indicate that the enemy elements are establishing defensive positions. The OPFOR element has automatic and antiarmor weapons and light mortars.

**STANDARD:** The OPFOR element disrupts and delays the enemy's defensive preparations. 1. Locates and penetrates the enemy's security system. 2. Forces the enemy to delay defensive preparations. 3. Disrupts the enemy's obstacle preparations.

**TASK:** Surrender to the Capturing Unit on the Battlefield (5-OPFOR-0024)

**CONDITION:** The enemy has captured the opposing forces (OPFOR) element's soldiers, documents, and equipment sensitive to the OPFOR tactical operations.

**STANDARD:** The OPFOR soldiers retain or destroy documents and equipment. The OPFOR element surrenders documents and equipment of no tactical use to the enemy and attempts to conceal or destroy items of tactical value. The OPFOR element attempts escape and evasion. 1. Prevents the successful capture of documents and equipment. 2. Destroys documents and equipment. 3. Removes identifying markings from equipment. 4. Removes unit-identifying insignia. 5. Provides misleading information. 6. Plans an escape. 7. Delays movement to the nearest collection point. 8. Prevents safeguarding of enemy prisoners of war (EPWs) in order to cause embarrassment to the United States (US).

**TASK:** Defeat Obstacles (5-OPFOR-0009)

**CONDITION:** The opposing forces (OPFOR) element encounters an obstacle that blocks the avenue of approach as it advances upon the enemy forces.



**STANDARD:** The OPFOR element bypasses or breaches the enemy obstacle. 1. Detects the obstacle before halting its main body. 2. Defeats the obstacle. a. Bypasses the obstacle without entering the engagement areas. b. Breaches the obstacle within 45 minutes and passes its entire force through the obstacle. 3. Does not incur degradation to the point that the mission must be discontinued.

**TASK:** Gather Intelligence (5-OPFOR-0011)

**CONDITION:** The opposing forces (OPFOR) small element, operating in the rear area, is planning attacks on enemy bases. Information is needed to complete the plans.

**STANDARD:** The OPFOR element infiltrates, gathers intelligence information, and submits its findings to the command. 1. Identifies all priority intelligence requirements (PIR) and other intelligence requirements. 2. Passes through any outpost, defensive wire, or warning devices undetected. 3. Moves to an observation point that offers cover and concealment and is clear enough to gather PIR and other intelligence requirements. 4. Gathers all PIR and other intelligence requirements. 5. Withdraws from the area undetected. 6. Reports all information to the OPFOR headquarters (HQ).

**TASK:** Disrupt Movement (5-OPFOR-0014)

**CONDITION:** The enemy is expected to move through the opposing forces (OPFOR) element's area of operations. The OPFOR element has received an operation order (OPORD) or fragmentary order (FRAGO) to disrupt enemy movement. The enemy has the capability to defend with direct fire and antiarmor weapons.

**STANDARD:** The OPFOR element delays enemy movement. 1. Delays the element. 2. Forces the element to deviate from its route. 3. Prevents the element from reaching its destination. 4. Surprises the element's main body.

**TASK:** Disrupt a Net Control Station (NCS) (5-OPFOR-0019)

**CONDITION:** The enemy has established a NCS. The opposing forces (OPFOR) element has radio and jamming equipment.

**STANDARD:** The OPFOR element attempts to disrupt an NCS. 1. Attempts to locate the radio frequency that the unit is operating on. 2. Attempts to enter the radio net. 3. Attempts to issue "bogus" orders to a unit on the net. 4. Jams the radio frequency and forces the unit to go to an alternate frequency.

**TASK:** Disrupt a Route Reconnaissance (5-OPFOR-0021)

**CONDITION:** The enemy is conducting a route reconnaissance. The opposing forces (OPFOR) element is positioned along the enemy's route.

**STANDARD:** The OPFOR element attempts to disrupt a squad/section conducting a route reconnaissance. 1. Prevents the unit from meeting its specified time schedule. 2. Forces the unit to deviate from its specified route. 3. Prevents the unit from reaching its assigned destination. 4. Surprises the squad/section. 5. Inflicts casualties on the unit.

**TASK:** Conduct a Raid (5-OPFOR-0004)

**CONDITION:** The opposing forces (OPFOR) element has occupied an objective rally point and has orders to conduct a raid on a combat service support (CSS) base.

**STANDARD:** The OPFOR element infiltrates the enemy's base and destroys all of the targets. 1. Surprises the enemy forces. 2. Assaults the support base and accomplishes the assigned tasks. 3. Destroys the specified equipment and supplies. 4. Avoids being decisively engaged. 5. Withdraws all personnel from the objective areas within the time prescribed. 6. Obtains all priority intelligence requirements (PIR) from the raid site. 7. Sustains only light casualties from enemy fire.

**TASK:** Conduct an Attack (5-OPFOR-0008)

**CONDITION:** The enemy is conducting tactical operations. The opposing forces (OPFOR) element receives orders to attack the enemy, the area of occupation, or the main supply route (MSR) with smoke.

**STANDARD:** The OPFOR element disrupts the enemy's movement and smoke operations. 1. Determines the delivery method of the smoke attack. 2. Locates the target. 3. Delivers the smoke attack downwind. 4. Attacks the enemy with smoke, and surge attacks when the enemy responds to the smoke.

**TASK:** Disrupt Construction of Vehicle Fighting Positions (5-OPFOR-0020)

**CONDITION:** The opposing forces (OPFOR) element has located the enemy. The priority intelligence requirements (PIR) and other intelligence obtained by OPFOR patrols indicate the enemy is constructing vehicle fighting positions within its defensive area. The OPFOR element has automatic and antiarmor weapons and light mortars.

**STANDARD:** The OPFOR element attempts to disrupt the enemy's efforts to establish vehicle fighting positions. 1. Locates the defensive area. 2. Surprises the main body. 3. Penetrates the defensive area with squad-size probes. 4. Inflicts casualties on the unit. 5. Destroys vehicles. 6. Disrupts the unit's preparations (prevents or delays beyond the unit's allotted time).

**TASK:** Disrupt an Engineer Reconnaissance (5-OPFOR-0022)

**CONDITION:** The enemy is conducting an engineer reconnaissance. The opposing forces (OPFOR) element is positioned along the enemy's route.

**STANDARD:** The OPFOR element disrupts an engineer reconnaissance. 1. Prevents the unit from meeting its specified time schedule. 2. Forces the unit to deviate from its specified route. 3. Prevents the unit from accomplishing its assigned engineer reconnaissance. 4. Surprises the unit conducting the reconnaissance.

**TASK:** Conduct an Aerial Reconnaissance (5-OPFOR-0010)

**CONDITION:** The opposing forces (OPFOR) headquarters (HQ) element requires intelligence on the locations and identification of enemy elements. An aircraft is dispatched to take photographs and make a visual inspection of the enemy rear area.

**STANDARD:** The OPFOR element gathers photograph intelligence of the enemy. 1. Photographs the assigned sectors. 2. Makes quick visual checks where the ceiling is low. 3. Locates enemy positions in the area, particularly support and storage bases, and command and control (C2) facilities. 4. Sustains no loss of aircraft. 5. Reports priority intelligence requirements (PIR) and other information requirements to the OPFOR HQ.

**TASK:** Conduct Terrorist and Saboteur Attacks (5-OPFOR-0005)

**CONDITION:** The opposing forces (OPFOR) element dispatches small teams into the enemy's rear area to disrupt combat service support (CSS) operations.

**STANDARD:** The enemy sustains disrupted command and control (C2), destroyed equipment and supplies, and light casualties. 1. Locates rear support bases and C2 facilities. 2. Delays and disrupts CSS operations through probes. 3. Infiltrates CSS bases to conduct sabotage and terrorist activities. 4. Inflicts light casualties. 5. Destroys supplies and equipment.

**TASK:** Disrupt Quartermaster Party Operations (5-OPFOR-0017)

**CONDITION:** The enemy is conducting quartermaster party operations. It has established an assembly area (AA) but has not moved in the main body.

**STANDARD:** The opposing forces (OPFOR) element attempts to disrupt quartermaster party operations and infiltrate the enemy's AA. 1. Locates the quartermaster party and the AA. 2. Surprises the main body. 3. Penetrates the AA with squad-size probes. 4. Inflicts personnel casualties and vehicle damage. 5. Disrupts the unit's preparations (prevents or delays beyond the unit's allotted time).

**TASK:** Disrupt Enemy Movement and Operations Using Tactical Nuclear Weapons (5-OPFOR-0016)

**CONDITION:** The opposing forces (OPFOR) element has located the enemy. Priority intelligence requirements (PIR) and other intelligence requirements have been obtained by OPFOR patrols. Tactical nuclear weapons are employed against key locations in the rear area.

**STANDARD:** The OPFOR element disrupts enemy movement and operations. 1. Disrupts or delays the movement of the enemy's equipment and supplies to the forward areas. 2. Destroys enemy equipment and supplies. 3. Inflicts a high rate of nuclear casualties among the enemy forces. 4. Denies the enemy the use of specified areas. 5. Contaminates the enemy's equipment and supplies.

**TASK:** Disrupt Enemy Movement and Operations Using Persistent and Nonpersistent Chemical Weapons (5-OPFOR-0015)

**CONDITION:** The opposing forces (OPFOR) element has located the enemy. Priority intelligence requirements (PIR) and other intelligence requirements have been obtained by OPFOR patrols. The OPFOR units deliver chemical agents, by means of conventional artillery weapons or aircraft, along selected supply routes and key bases in the rear area.

**STANDARD:** The OPFOR element disrupts enemy movement and operations using persistent and nonpersistent chemical weapons. 1. Delivers chemical agents in low and densely wooded areas. 2. Delays the movement of enemy supplies and equipment to the forward areas. 3. Restricts the movement of the enemy units in the rear area. 4. Channels the movement of enemy units into predesignated ambush areas. 5. Contaminates enemy supplies and equipment. 6. Inflicts a high rate of casualties on enemy forces.

**TASK:** Counter Passage of Lines (5-OPFOR-0012)

**CONDITION:** Enemy forces are in defensive positions, but they are expected to attempt passage-of-lines operations. The opposing forces (OPFOR) received orders to disrupt enemy passage-of-lines operations.

**STANDARD:** The OPFOR element delays or prevents enemy passage of lines. 1. Delays the passage. 2. Prevents the company from moving all personnel through the stationary unit. 3. Engages the main body of either the moving or the stationary unit.

**TASK:** Conduct Air Attacks (5-OPFOR-0002)

**CONDITION:** The opposing forces (OPFOR) element in the rear area has forwarded the positions of the enemy support sites or the locations of moving elements. The OPFOR aircraft have been dispatched to attack enemy installations or convoys.

**STANDARD:** The OPFOR element attempts to delay, disrupt, or damage the enemy targets by air. 1. Locates the target (support sites or convoys). 2. Makes attack runs on the designated targets. 3. Inflicts heavy damage to the selected target. 4. Sustains no loss of aircraft. 5. Delays moving the force for more than one hour.

**TASK:** Defend a Minefield (5-OPFOR-0023)

**CONDITION:** The enemy is conducting a minefield sweeping operation. The opposing forces (OPFOR) element has a minefield placed in the enemy's path. The minefield is under constant observation and fire.

**STANDARD:** The OPFOR element defends a minefield against an enemy element conducting a minefield sweeping operation. 1. Prevents the unit from detecting the obstacle. 2. Disrupts the minefield sweeping operation. 3. Prevents the unit from conducting the minefield sweeping operation, prevents the unit from moving all personnel through the breach or delays the completion of the minefield sweeping operation for more than 45 minutes.

**TASK:** Attack (5-OPFOR-0001)

**CONDITION:** The opposing forces (OPFOR) element has located the enemy. The priority intelligence requirements (PIR) and other intelligence requirements have been obtained by OPFOR patrols. The OPFOR element has automatic and antiarmor weapons and light mortars.

**STANDARD:** The OPFOR element attempts to seize the terrain, vehicles, or equipment. 1. Develops an attack plan. 2. Surprises the enemy unit's main body. 3. Initiates the attack using a scheme of maneuver that exploits the enemy's flanks, gaps, and weaknesses. 4. Uses covered and concealed routes to approach the enemy forces' flanks, gaps, or weakly held areas. 5. Employs indirect fire to support the attack. 6. Penetrates enemy defenses. 7. Destroys equipment and supplies. 8. Inflicts heavy casualties. 9. Isolates the combat service support (CSS) base by blocking reinforcements. 10. Forces enemy units to displace. 11. Avoids being fixed in one position. 12. Withdraws before the CSS base is reinforced with tactical combat forces.

**TASK:** Disrupt Assembly Area (AA) Activities (5-OPFOR-0013)

**CONDITION:** Intelligence reports indicate that platoon- and company-size enemy units are operating in the opposing forces (OPFOR) area of operations. Enemy units can defend from AAs with direct fire, antiarmor weapons, and indirect fire. The enemy has close air support (CAS) and nuclear, biological, and chemical (NBC) capabilities.

**STANDARD:** The OPFOR element locates and disrupts the enemy's AA activities. 1. Locates the element's AA. 2. Probes the AA with squad- or team-size elements. 3. Inflicts more than 5 percent casualties on the element. 4. Disrupts the element's preparations (prevents or delays beyond the element's allotted time).

**ELEMENTS:** Three Combat Mobility Platoons  
 Nine Combat Engineer Squads  
 Mobility Support Platoon  
 Three Mobility Sections

**TASK:** Disable a Bridge with Explosives (05-3-0202)  
 (FM 5-250) (FM 5-34) (TM 9-1300-214)  
 (TM 9-1375-213-12)

**ITERATION:** 1 2 3 4 5 M (Circle)  
**COMMANDER/LEADER ASSESSMENT:** T P U (Circle)

**CONDITIONS:** The element is ordered to execute a preliminary (as opposed to reserve) bridge demolition. A target reconnaissance has been conducted and Department of the Army (DA) Form 2203-R and/or a target folder is available. The gap is at least 25 meters wide. Digital units have performed functionality checks, and systems are operational. Some iterations of this task should be performed in MOPP4.

**TASK STANDARDS:** The element prepares the bridge for demolition within plus 25 percent of the time estimated in the reconnaissance report. On order, the element executes the demolition of the bridge to block or delay the enemy. The obstacle stops or delays all enemy wheeled and tracked vehicles. Digital units submit reports, obstacle locations, and the appropriate DA forms according to the unit's tactical standing operating procedure (TACSOP), mission dictating. Reports are sent and received using frequency-modulated (FM) or digital means. The time required to perform this task is increased when conducting it in mission-oriented protection posture (MOPP) 4.

TASK STEPS AND PERFORMANCE MEASURES	GO	NO-GO
<p>* 1. The element leader obtains the following technical information from the reconnaissance report:</p> <ul style="list-style-type: none"> <li>a. Sketches of the target showing how and where to place the charges.</li> <li>b. The quantities and type of explosives required for each charge and the total mission.</li> <li>c. A sketch of the firing points.</li> <li>d. Estimates of the time, labor, and equipment requirements for the demolition mission.</li> </ul> <p>2. The element draws explosives and any additional tools or equipment according to the reconnaissance report.</p> <p>NOTE: If possible, place the caps in a closed metal can and carry them separate from the explosives in the rear of the vehicle.</p> <p>* 3. The element leader issues orders to the element detailing each soldier's job using the five-paragraph field order format and covers site security as well as noise and light discipline.</p> <p>NOTE: Digital units produce orders and reports and update the situational awareness (SA) through the Force XXI Battle Command Brigade and Below (FBCB2) System or the Maneuver Control System (MCS) according to the unit's standing operating procedure (SOP).</p> <p>4. The element moves to the bridge location.</p> <p>5. The crew assembles and places the charges.</p> <ul style="list-style-type: none"> <li>a. Assembled the charges in the rear area when possible to minimize the time spent on the bridge.</li> </ul>		

TASK STEPS AND PERFORMANCE MEASURES	GO	NO-GO
<p>b. Placed the correctly sized charges on the members to be cut according to the information contained in the reconnaissance report.</p> <p>6. The element lays the ring mains.</p> <p>NOTE: Line mains can be used instead of ring mains, except on reserve targets.</p> <p>a. Tied in the branch lines with demolition knots or J-hooks.</p> <p>NOTE: J-hooks are used in conjunction with modernized demolition initiator (MDI) systems.</p> <p>b. Ensured that the detonating-cord ring mains and branch lines had no sharp bends and did not cross over each other or themselves (except where connected by demolition knots or J-hooks).</p> <p>7. The element prepares the demolition to state 1 and advises higher headquarters (HQ) that they are ready to detonate the target. (In the event that permission is given to execute the target upon completion, the target is brought to state 2 and detonated.)</p> <p>NOTE: The element leader may hand over the target to a demolition firing party before firing. The hand-over procedures are as detailed as those found in the North Atlantic Treaty Organization (NATO) obstacle folder. See Field Manual (FM) 5-250.</p> <p>8. If the element fires the demolition, only one soldier (with a noncommissioned officer [NCO] supervising) connects the blasting caps to the ring mains. All remaining element members are a safe distance away. See FM 5-34 or FM 5-250.</p> <p>* 9. The element leader reports the intermediate status, completion, and demolition results to higher HQ. Digital units populate the Army Battle Command System (ABCS) according to the unit's TACSOP.</p> <p>a. Improved the obstacle by laying mines on enemy-side approaches and possible bypass or bridge sites.</p> <p>b. Recorded the mines on DA Form 1355.</p>		

TASK PERFORMANCE / EVALUATION SUMMARY BLOCK							
ITERATION	1	2	3	4	5	M	TOTAL
TOTAL TASK STEPS EVALUATED							
TOTAL TASK STEPS "GO"							
TRAINING STATUS "GO"/"NO-GO"							

"\*" indicates a leader task step.

#### SUPPORTING INDIVIDUAL TASKS

Task Number	Task Title
052-193-2014	Determine the Safe Distance When Firing Explosives
052-193-2016	Place Steel-Cutting Charges
052-193-3024	Calculate Breaching Charges
052-193-3070	Calculate Concrete-Stripping Charges
052-193-3071	Determine Method of Bridge Attack
052-256-3034	Organize Jobsite Security

**SUPPORTING COLLECTIVE TASKS**

<b>Task Number</b>	<b>Task Title</b>
05-2-0314	Integrate Obstacles Into Direct- and Indirect-Fire Plans
05-2-7008	Prepare an Operation Order (OPORD) (Company/Platoon)

**OPFOR TASKS AND STANDARDS**

**TASK:** Conduct Sniper Operations (5-OPFOR-0006)

**CONDITION:** The opposing forces (OPFOR) element has assigned snipers (regular or irregular elements) in the enemy's rear area along the main supply route (MSR) and near support sites.

**STANDARD:** The OPFOR element kills or wounds targets. 1. Sets up a well-concealed location. 2. Engages vehicle drivers or personnel on foot with short bursts of semiautomatic fire. 3. Kills or wounds selected targets. 4. Prevents the position from being discovered by enemy forces. 5. Evacuates the area without being spotted. 6. Reports all specified priority intelligence requirements (PIR) and other intelligence requirements to the OPFOR headquarters (HQ).

**TASK:** Disrupt Defensive Preparations (5-OPFOR-0018)

**CONDITION:** The opposing forces (OPFOR) element has located the enemy. Priority intelligence requirements (PIR) and other intelligence requirements obtained by OPFOR patrols indicate that the enemy elements are establishing defensive positions. The OPFOR element has automatic and antiarmor weapons and light mortars.

**STANDARD:** The OPFOR element disrupts and delays the enemy's defensive preparations. 1. Locates and penetrates the enemy's security system. 2. Forces the enemy to delay defensive preparations. 3. Disrupts the enemy's obstacle preparations.

**TASK:** Surrender to the Capturing Unit on the Battlefield (5-OPFOR-0024)

**CONDITION:** The enemy has captured the opposing forces (OPFOR) element's soldiers, documents, and equipment sensitive to the OPFOR tactical operations.

**STANDARD:** The OPFOR soldiers retain or destroy documents and equipment. The OPFOR element surrenders documents and equipment of no tactical use to the enemy and attempts to conceal or destroy items of tactical value. The OPFOR element attempts escape and evasion. 1. Prevents the successful capture of documents and equipment. 2. Destroys documents and equipment. 3. Removes identifying markings from equipment. 4. Removes unit-identifying insignia. 5. Provides misleading information. 6. Plans an escape. 7. Delays movement to the nearest collection point. 8. Prevents safeguarding of enemy prisoners of war (EPWs) in order to cause embarrassment to the United States (US).

**TASK:** Conduct an Attack (5-OPFOR-0008)

**CONDITION:** The enemy is conducting tactical operations. The opposing forces (OPFOR) element receives orders to attack the enemy, the area of occupation, or the main supply route (MSR) with smoke.

**STANDARD:** The OPFOR element disrupts the enemy's movement and smoke operations. 1. Determines the delivery method of the smoke attack. 2. Locates the target. 3. Delivers the smoke attack downwind. 4. Attacks the enemy with smoke, and surge attacks when the enemy responds to the smoke.

**TASK:** Disrupt a Net Control Station (NCS) (5-OPFOR-0019)

**CONDITION:** The enemy has established a NCS. The opposing forces (OPFOR) element has radio and jamming equipment.

**STANDARD:** The OPFOR element attempts to disrupt an NCS. 1. Attempts to locate the radio frequency that the unit is operating on. 2. Attempts to enter the radio net. 3. Attempts to issue "bogus" orders to a unit on the net. 4. Jams the radio frequency and forces the unit to go to an alternate frequency.

**TASK:** Disrupt Construction of Vehicle Fighting Positions (5-OPFOR-0020)

**CONDITION:** The opposing forces (OPFOR) element has located the enemy. The priority intelligence requirements (PIR) and other intelligence obtained by OPFOR patrols indicate the enemy is constructing vehicle fighting positions within its defensive area. The OPFOR element has automatic and antiarmor weapons and light mortars.

**STANDARD:** The OPFOR element attempts to disrupt the enemy's efforts to establish vehicle fighting positions. 1. Locates the defensive area. 2. Surprises the main body. 3. Penetrates the defensive area with squad-size probes. 4. Inflicts casualties on the unit. 5. Destroys vehicles. 6. Disrupts the unit's preparations (prevents or delays beyond the unit's allotted time).

**TASK:** Defeat Obstacles (5-OPFOR-0009)

**CONDITION:** The opposing forces (OPFOR) element encounters an obstacle that blocks the avenue of approach as it advances upon the enemy forces.

**STANDARD:** The OPFOR element bypasses or breaches the enemy obstacle. 1. Detects the obstacle before halting its main body. 2. Defeats the obstacle. a. Bypasses the obstacle without entering the engagement areas. b. Breaches the obstacle within 45 minutes and passes its entire force through the obstacle. 3. Does not incur degradation to the point that the mission must be discontinued.

**TASK:** Disrupt an Engineer Reconnaissance (5-OPFOR-0022)

**CONDITION:** The enemy is conducting an engineer reconnaissance. The opposing forces (OPFOR) element is positioned along the enemy's route.

**STANDARD:** The OPFOR element disrupts an engineer reconnaissance. 1. Prevents the unit from meeting its specified time schedule. 2. Forces the unit to deviate from its specified route. 3. Prevents the unit from accomplishing its assigned engineer reconnaissance. 4. Surprises the unit conducting the reconnaissance.

**TASK:** Conduct an Ambush (5-OPFOR-0007)

**CONDITION:** The enemy is moving in a convoy. The opposing forces (OPFOR) element is positioned along the enemy's route.

**STANDARD:** The OPFOR element inflicts casualties on the enemy and causes vehicle and equipment damage. 1. Prepares an ambush site before the element arrives. 2. Surprises march element forces. 3. Inflicts heavy casualties within the designated kill zone. 4. Inflicts heavy damage to vehicles and equipment within the designated kill zone. 5. Delays the march element from reaching a specified destination for a specified period of time. 6. Withdraws on order. 7. Sustains no casualties. 8. Reports actions to superiors.

**TASK:** Conduct an Aerial Reconnaissance (5-OPFOR-0010)



**CONDITION:** The opposing forces (OPFOR) headquarters (HQ) element requires intelligence on the locations and identification of enemy elements. An aircraft is dispatched to take photographs and make a visual inspection of the enemy rear area.

**STANDARD:** The OPFOR element gathers photograph intelligence of the enemy. 1. Photographs the assigned sectors. 2. Makes quick visual checks where the ceiling is low. 3. Locates enemy positions in the area, particularly support and storage bases, and command and control (C2) facilities. 4. Sustains no loss of aircraft. 5. Reports priority intelligence requirements (PIR) and other information requirements to the OPFOR HQ.

**TASK:** Conduct Terrorist and Saboteur Attacks (5-OPFOR-0005)

**CONDITION:** The opposing forces (OPFOR) element dispatches small teams into the enemy's rear area to disrupt combat service support (CSS) operations.

**STANDARD:** The enemy sustains disrupted command and control (C2), destroyed equipment and supplies, and light casualties. 1. Locates rear support bases and C2 facilities. 2. Delays and disrupts CSS operations through probes. 3. Infiltrates CSS bases to conduct sabotage and terrorist activities. 4. Inflicts light casualties. 5. Destroys supplies and equipment.

**TASK:** Disrupt a Route Reconnaissance (5-OPFOR-0021)

**CONDITION:** The enemy is conducting a route reconnaissance. The opposing forces (OPFOR) element is positioned along the enemy's route.

**STANDARD:** The OPFOR element attempts to disrupt a squad/section conducting a route reconnaissance. 1. Prevents the unit from meeting its specified time schedule. 2. Forces the unit to deviate from its specified route. 3. Prevents the unit from reaching its assigned destination. 4. Surprises the squad/section. 5. Inflicts casualties on the unit.

**TASK:** Conduct a Raid (5-OPFOR-0004)

**CONDITION:** The opposing forces (OPFOR) element has occupied an objective rally point and has orders to conduct a raid on a combat service support (CSS) base.

**STANDARD:** The OPFOR element infiltrates the enemy's base and destroys all of the targets. 1. Surprises the enemy forces. 2. Assaults the support base and accomplishes the assigned tasks. 3. Destroys the specified equipment and supplies. 4. Avoids being decisively engaged. 5. Withdraws all personnel from the objective areas within the time prescribed. 6. Obtains all priority intelligence requirements (PIR) from the raid site. 7. Sustains only light casualties from enemy fire.

**TASK:** Disrupt Quartering Party Operations (5-OPFOR-0017)

**CONDITION:** The enemy is conducting quartering party operations. It has established an assembly area (AA) but has not moved in the main body.

**STANDARD:** The opposing forces (OPFOR) element attempts to disrupt quartering party operations and infiltrate the enemy's AA. 1. Locates the quartering party and the AA. 2. Surprises the main body. 3. Penetrates the AA with squad-size probes. 4. Inflicts personnel casualties and vehicle damage. 5. Disrupts the unit's preparations (prevents or delays beyond the unit's allotted time).

**TASK:** Disrupt Enemy Movement and Operations Using Tactical Nuclear Weapons (5-OPFOR-0016)

**CONDITION:** The opposing forces (OPFOR) element has located the enemy. Priority intelligence requirements (PIR) and other intelligence requirements have been obtained by OPFOR patrols. Tactical nuclear weapons are employed against key locations in the rear area.

**STANDARD:** The OPFOR element disrupts enemy movement and operations. 1. Disrupts or delays the movement of the enemy's equipment and supplies to the forward areas. 2. Destroys enemy equipment and supplies. 3. Inflicts a high rate of nuclear casualties among the enemy forces. 4. Denies the enemy the use of specified areas. 5. Contaminates the enemy's equipment and supplies.

**TASK:** Disrupt Enemy Movement and Operations Using Persistent and Nonpersistent Chemical Weapons (5-OPFOR-0015)

**CONDITION:** The opposing forces (OPFOR) element has located the enemy. Priority intelligence requirements (PIR) and other intelligence requirements have been obtained by OPFOR patrols. The OPFOR units deliver chemical agents, by means of conventional artillery weapons or aircraft, along selected supply routes and key bases in the rear area.

**STANDARD:** The OPFOR element disrupts enemy movement and operations using persistent and nonpersistent chemical weapons. 1. Delivers chemical agents in low and densely wooded areas. 2. Delays the movement of enemy supplies and equipment to the forward areas. 3. Restricts the movement of the enemy units in the rear area. 4. Channels the movement of enemy units into predesignated ambush areas. 5. Contaminates enemy supplies and equipment. 6. Inflicts a high rate of casualties on enemy forces.

**TASK:** Counter Passage of Lines (5-OPFOR-0012)

**CONDITION:** Enemy forces are in defensive positions, but they are expected to attempt passage-of-lines operations. The opposing forces (OPFOR) received orders to disrupt enemy passage-of-lines operations.

**STANDARD:** The OPFOR element delays or prevents enemy passage of lines. 1. Delays the passage. 2. Prevents the company from moving all personnel through the stationary unit. 3. Engages the main body of either the moving or the stationary unit.

**TASK:** Disrupt Movement (5-OPFOR-0014)

**CONDITION:** The enemy is expected to move through the opposing forces (OPFOR) element's area of operations. The OPFOR element has received an operation order (OPORD) or fragmentary order (FRAGO) to disrupt enemy movement. The enemy has the capability to defend with direct fire and antiarmor weapons.

**STANDARD:** The OPFOR element delays enemy movement. 1. Delays the element. 2. Forces the element to deviate from its route. 3. Prevents the element from reaching its destination. 4. Surprises the element's main body.

**TASK:** Conduct Air Attacks (5-OPFOR-0002)

**CONDITION:** The opposing forces (OPFOR) element in the rear area has forwarded the positions of the enemy support sites or the locations of moving elements. The OPFOR aircraft have been dispatched to attack enemy installations or convoys.

**STANDARD:** The OPFOR element attempts to delay, disrupt, or damage the enemy targets by air. 1. Locates the target (support sites or convoys). 2. Makes attack runs on the designated targets. 3. Inflicts heavy damage to the selected target. 4. Sustains no loss of aircraft. 5. Delays moving the force for more than one hour.

**TASK:** Defend a Minefield (5-OPFOR-0023)

**CONDITION:** The enemy is conducting a minefield sweeping operation. The opposing forces (OPFOR) element has a minefield placed in the enemy's path. The minefield is under constant observation and fire.

**STANDARD:** The OPFOR element defends a minefield against an enemy element conducting a minefield sweeping operation. 1. Prevents the unit from detecting the obstacle. 2. Disrupts the minefield sweeping operation. 3. Prevents the unit from conducting the minefield sweeping operation, prevents the unit from moving all personnel through the breach or delays the completion of the minefield sweeping operation for more than 45 minutes.

**TASK:** Attack (5-OPFOR-0001)

**CONDITION:** The opposing forces (OPFOR) element has located the enemy. The priority intelligence requirements (PIR) and other intelligence requirements have been obtained by OPFOR patrols. The OPFOR element has automatic and antiarmor weapons and light mortars.

**STANDARD:** The OPFOR element attempts to seize the terrain, vehicles, or equipment. 1. Develops an attack plan. 2. Surprises the enemy unit's main body. 3. Initiates the attack using a scheme of maneuver that exploits the enemy's flanks, gaps, and weaknesses. 4. Uses covered and concealed routes to approach the enemy forces' flanks, gaps, or weakly held areas. 5. Employs indirect fire to support the attack. 6. Penetrates enemy defenses. 7. Destroys equipment and supplies. 8. Inflicts heavy casualties. 9. Isolates the combat service support (CSS) base by blocking reinforcements. 10. Forces enemy units to displace. 11. Avoids being fixed in one position. 12. Withdraws before the CSS base is reinforced with tactical combat forces.

**TASK:** Disrupt Assembly Area (AA) Activities (5-OPFOR-0013)

**CONDITION:** Intelligence reports indicate that platoon- and company-size enemy units are operating in the opposing forces (OPFOR) area of operations. Enemy units can defend from AAs with direct fire, antiarmor weapons, and indirect fire. The enemy has close air support (CAS) and nuclear, biological, and chemical (NBC) capabilities.

**STANDARD:** The OPFOR element locates and disrupts the enemy's AA activities. 1. Locates the element's AA. 2. Probes the AA with squad- or team-size elements. 3. Inflicts more than 5 percent casualties on the element. 4. Disrupts the element's preparations (prevents or delays beyond the element's allotted time).

**TASK:** Maintain Contact (5-OPFOR-0003)

**CONDITION:** The opposing forces (OPFOR) element is engaged with enemy base defense forces. The enemy forces are withdrawing under pressure.

**STANDARD:** The OPFOR element maintains enemy contact while the enemy withdraws. 1. Engages the enemy forces decisively. 2. Advances the OPFOR as the enemy forces withdraw. 3. Inflicts heavy casualties. 4. Captures the members of the enemy force. 5. Captures documents and equipment. 6. Safeguards captured documents, equipment, and personnel.

**ELEMENT:** Mobility Support Platoon**TASK:** Conduct Fire and Maneuver Operations (05-3-1220.05-R01A)  
(FM 7-7)**ITERATION:** 1 2 3 4 5 M (Circle)**COMMANDER/LEADER ASSESSMENT:** T P U (Circle)**CONDITIONS:** An enemy squad is occupying hasty fighting positions at the platoon front. The platoon is directed to attack the enemy position. Digital units have performed functionality checks, and systems are operational. Some iterations of this task should be performed in MOPP4.**TASK STANDARDS:** The platoon is not surprised or fixed by the enemy. The platoon destroys (at least 30 percent of the enemy is killed or captured) or forces the withdrawal of squad-size or smaller elements. The platoon sustains no casualties from friendly fire. Digital units receive and send reports via digital means as required by the tactical standing operating procedure (TACSOP). They maintain situational awareness (SA) and update the common operational picture (COP). The time required to perform this task is increased when it is conducted in mission-oriented protection posture (MOPP) 4.

TASK STEPS AND PERFORMANCE MEASURES	GO	NO-GO
<ul style="list-style-type: none"> <li>* 1. The platoon leader designates a movement element consisting of one to three dismount teams and a base-of-fire element consisting of vehicles (if available) or a dismount team. The--               <ul style="list-style-type: none"> <li>a. Squad leaders moved the vehicles, if available, into overwatch positions.</li> <li>b. Dismount teams moved into firing positions.</li> </ul> </li> <li>* 2. The platoon leader designates a direction of fire for the base-of-fire element and the signal to lift or shift fires.</li> <li>* 3. The platoon leader selects a covered and concealed route toward the enemy flank.</li> <li>* 4. The platoon leader initiates movement to the assault position.</li> <li>5. The base-of-fire element (under the platoon sergeant's control) delivers continuous, well-aimed fire with enough volume to suppress the enemy.</li> <li>6. The movement element (under the platoon leader's control) moves to the last covered and concealed position before the assault.               <ul style="list-style-type: none"> <li>a. Covered the movement by using smoke, if available.</li> <li>b. Moved without masking the base-of-fire element's suppressive fires.</li> </ul> </li> <li>7. The movement element prepares for the final assault.</li> <li>* 8. The platoon leader signals to lift or shift suppressive fires.</li> <li>* 9. The base-of-fire elements lift or shift fires as directed (left, right, or beyond the objective to other known enemy positions).</li> <li>10. The dismount team, led by the platoon leader, conducts the final assault.               <ul style="list-style-type: none"> <li>a. Used smoke, if available, to conceal the assault.</li> <li>b. Assaulted aggressively, delivering a heavy volume of sustained and accurate fire on the objective.</li> <li>c. Took advantage of cover and concealment, using 3- to 5-second rushes to move across the objective.</li> <li>d. Sought to penetrate the enemy defenses in a narrow sector.</li> </ul> </li> </ul>		

TASK STEPS AND PERFORMANCE MEASURES	GO	NO-GO
e. Fought through the objective and overcame the remaining defenses or resistance from the flanks or rear. f. Cleared and secured the objective.  11. The base-of-fire element moves to the objective by the quickest means possible on the order of the platoon leader.  12. The platoon leader consolidates and reorganizes. a. Reported the platoon status to the unit commander. b. Reestablished the chain of command. c. Designated personnel to perform critical functions. (1) Redistributed the ammunition. (2) Requested needed supplies. (3) Treated and evacuated casualties. (4) Searched, silenced, segregated, safeguarded, and sent prisoners to collection points when the situation permitted. (5) Collected enemy information and material and reported according to the unit's standing operating procedure (SOP).		

TASK PERFORMANCE / EVALUATION SUMMARY BLOCK							
ITERATION	1	2	3	4	5	M	TOTAL
TOTAL TASK STEPS EVALUATED							
TOTAL TASK STEPS "GO"							
TRAINING STATUS "GO"/"NO-GO"							

"\*" indicates a leader task step.

#### SUPPORTING INDIVIDUAL TASKS

Task Number	Task Title
071-326-5605	Control Movement of a Fire Team

#### SUPPORTING COLLECTIVE TASKS

Task Number	Task Title
05-2-0125	Provide Support for Mobility Operations
05-2-1218	Conduct Report Procedures

#### OPFOR TASKS AND STANDARDS

**TASK:** Surrender to the Capturing Unit on the Battlefield (5-OPFOR-0024)

**CONDITION:** The enemy has captured the opposing forces (OPFOR) element's soldiers, documents, and equipment sensitive to the OPFOR tactical operations.

**STANDARD:** The OPFOR soldiers retain or destroy documents and equipment. The OPFOR element surrenders documents and equipment of no tactical use to the enemy and attempts to conceal or destroy items of tactical value. The OPFOR element attempts escape and evasion. 1. Prevents the successful capture of documents and equipment. 2. Destroys documents and equipment. 3. Removes identifying markings from equipment. 4. Removes unit-identifying insignia. 5. Provides misleading information. 6. Plans an escape. 7. Delays movement to the nearest collection point. 8. Prevents safeguarding of enemy prisoners of war (EPWs) in order to cause embarrassment to the United States (US).

**TASK:** Conduct a Raid (5-OPFOR-0004)

**CONDITION:** The opposing forces (OPFOR) element has occupied an objective rally point and has orders to conduct a raid on a combat service support (CSS) base.

**STANDARD:** The OPFOR element infiltrates the enemy's base and destroys all of the targets. 1. Surprises the enemy forces. 2. Assaults the support base and accomplishes the assigned tasks. 3. Destroys the specified equipment and supplies. 4. Avoids being decisively engaged. 5. Withdraws all personnel from the objective areas within the time prescribed. 6. Obtains all priority intelligence requirements (PIR) from the raid site. 7. Sustains only light casualties from enemy fire.

**TASK:** Conduct Terrorist and Saboteur Attacks (5-OPFOR-0005)

**CONDITION:** The opposing forces (OPFOR) element dispatches small teams into the enemy's rear area to disrupt combat service support (CSS) operations.

**STANDARD:** The enemy sustains disrupted command and control (C2), destroyed equipment and supplies, and light casualties. 1. Locates rear support bases and C2 facilities. 2. Delays and disrupts CSS operations through probes. 3. Infiltrates CSS bases to conduct sabotage and terrorist activities. 4. Inflicts light casualties. 5. Destroys supplies and equipment.

**TASK:** Conduct an Ambush (5-OPFOR-0007)

**CONDITION:** The enemy is moving in a convoy. The opposing forces (OPFOR) element is positioned along the enemy's route.

**STANDARD:** The OPFOR element inflicts casualties on the enemy and causes vehicle and equipment damage. 1. Prepares an ambush site before the element arrives. 2. Surprises march element forces. 3. Inflicts heavy casualties within the designated kill zone. 4. Inflicts heavy damage to vehicles and equipment within the designated kill zone. 5. Delays the march element from reaching a specified destination for a specified period of time. 6. Withdraws on order. 7. Sustains no casualties. 8. Reports actions to superiors.

**TASK:** Disrupt Movement (5-OPFOR-0014)

**CONDITION:** The enemy is expected to move through the opposing forces (OPFOR) element's area of operations. The OPFOR element has received an operation order (OPORD) or fragmentary order (FRAGO) to disrupt enemy movement. The enemy has the capability to defend with direct fire and antiarmor weapons.

**STANDARD:** The OPFOR element delays enemy movement. 1. Delays the element. 2. Forces the element to deviate from its route. 3. Prevents the element from reaching its destination. 4. Surprises the element's main body.

**TASK:** Maintain Contact (5-OPFOR-0003)

**CONDITION:** The opposing forces (OPFOR) element is engaged with enemy base defense forces. The enemy forces are withdrawing under pressure.

**STANDARD:** The OPFOR element maintains enemy contact while the enemy withdraws. 1. Engages the enemy forces decisively. 2. Advances the OPFOR as the enemy forces withdraw. 3. Inflicts heavy casualties. 4. Captures the members of the enemy force. 5. Captures documents and equipment. 6. Safeguards captured documents, equipment, and personnel.

**TASK:** Conduct an Attack (5-OPFOR-0008)

**CONDITION:** The enemy is conducting tactical operations. The opposing forces (OPFOR) element receives orders to attack the enemy, the area of occupation, or the main supply route (MSR) with smoke.

**STANDARD:** The OPFOR element disrupts the enemy's movement and smoke operations. 1. Determines the delivery method of the smoke attack. 2. Locates the target. 3. Delivers the smoke attack downwind. 4. Attacks the enemy with smoke, and surge attacks when the enemy responds to the smoke.

**TASK:** Disrupt a Net Control Station (NCS) (5-OPFOR-0019)

**CONDITION:** The enemy has established a NCS. The opposing forces (OPFOR) element has radio and jamming equipment.

**STANDARD:** The OPFOR element attempts to disrupt an NCS. 1. Attempts to locate the radio frequency that the unit is operating on. 2. Attempts to enter the radio net. 3. Attempts to issue "bogus" orders to a unit on the net. 4. Jams the radio frequency and forces the unit to go to an alternate frequency.

**TASK:** Disrupt Construction of Vehicle Fighting Positions (5-OPFOR-0020)

**CONDITION:** The opposing forces (OPFOR) element has located the enemy. The priority intelligence requirements (PIR) and other intelligence obtained by OPFOR patrols indicate the enemy is constructing vehicle fighting positions within its defensive area. The OPFOR element has automatic and antiarmor weapons and light mortars.

**STANDARD:** The OPFOR element attempts to disrupt the enemy's efforts to establish vehicle fighting positions. 1. Locates the defensive area. 2. Surprises the main body. 3. Penetrates the defensive area with squad-size probes. 4. Inflicts casualties on the unit. 5. Destroys vehicles. 6. Disrupts the unit's preparations (prevents or delays beyond the unit's allotted time).

**TASK:** Defeat Obstacles (5-OPFOR-0009)

**CONDITION:** The opposing forces (OPFOR) element encounters an obstacle that blocks the avenue of approach as it advances upon the enemy forces.

**STANDARD:** The OPFOR element bypasses or breaches the enemy obstacle. 1. Detects the obstacle before halting its main body. 2. Defeats the obstacle. a. Bypasses the obstacle without entering the engagement areas. b. Breaches the obstacle within 45 minutes and passes its entire force through the obstacle. 3. Does not incur degradation to the point that the mission must be discontinued.

**TASK:** Disrupt an Engineer Reconnaissance (5-OPFOR-0022)

**CONDITION:** The enemy is conducting an engineer reconnaissance. The opposing forces (OPFOR) element is positioned along the enemy's route.

**STANDARD:** The OPFOR element disrupts an engineer reconnaissance. 1. Prevents the unit from meeting its specified time schedule. 2. Forces the unit to deviate from its specified route. 3. Prevents the unit from accomplishing its assigned engineer reconnaissance. 4. Surprises the unit conducting the reconnaissance.

**TASK:** Conduct an Aerial Reconnaissance (5-OPFOR-0010)

**CONDITION:** The opposing forces (OPFOR) headquarters (HQ) element requires intelligence on the locations and identification of enemy elements. An aircraft is dispatched to take photographs and make a visual inspection of the enemy rear area.

**STANDARD:** The OPFOR element gathers photograph intelligence of the enemy. 1. Photographs the assigned sectors. 2. Makes quick visual checks where the ceiling is low. 3. Locates enemy positions in the area, particularly support and storage bases, and command and control (C2) facilities. 4. Sustains no loss of aircraft. 5. Reports priority intelligence requirements (PIR) and other information requirements to the OPFOR HQ.

**TASK:** Disrupt a Route Reconnaissance (5-OPFOR-0021)

**CONDITION:** The enemy is conducting a route reconnaissance. The opposing forces (OPFOR) element is positioned along the enemy's route.

**STANDARD:** The OPFOR element attempts to disrupt a squad/section conducting a route reconnaissance. 1. Prevents the unit from meeting its specified time schedule. 2. Forces the unit to deviate from its specified route. 3. Prevents the unit from reaching its assigned destination. 4. Surprises the squad/section. 5. Inflicts casualties on the unit.

**TASK:** Disrupt Defensive Preparations (5-OPFOR-0018)

**CONDITION:** The opposing forces (OPFOR) element has located the enemy. Priority intelligence requirements (PIR) and other intelligence requirements obtained by OPFOR patrols indicate that the enemy elements are establishing defensive positions. The OPFOR element has automatic and antiarmor weapons and light mortars.

**STANDARD:** The OPFOR element disrupts and delays the enemy's defensive preparations. 1. Locates and penetrates the enemy's security system. 2. Forces the enemy to delay defensive preparations. 3. Disrupts the enemy's obstacle preparations.

**TASK:** Disrupt Quartermaster Party Operations (5-OPFOR-0017)

**CONDITION:** The enemy is conducting quartermaster party operations. It has established an assembly area (AA) but has not moved in the main body.

**STANDARD:** The opposing forces (OPFOR) element attempts to disrupt quartermaster party operations and infiltrate the enemy's AA. 1. Locates the quartermaster party and the AA. 2. Surprises the main body. 3. Penetrates the AA with squad-size probes. 4. Inflicts personnel casualties and vehicle damage. 5. Disrupts the unit's preparations (prevents or delays beyond the unit's allotted time).

**TASK:** Disrupt Enemy Movement and Operations Using Tactical Nuclear Weapons (5-OPFOR-0016)

**CONDITION:** The opposing forces (OPFOR) element has located the enemy. Priority intelligence requirements (PIR) and other intelligence requirements have been obtained by OPFOR patrols. Tactical nuclear weapons are employed against key locations in the rear area.



**STANDARD:** The OPFOR element disrupts enemy movement and operations. 1. Disrupts or delays the movement of the enemy's equipment and supplies to the forward areas. 2. Destroys enemy equipment and supplies. 3. Inflicts a high rate of nuclear casualties among the enemy forces. 4. Denies the enemy the use of specified areas. 5. Contaminates the enemy's equipment and supplies.

**TASK:** Disrupt Enemy Movement and Operations Using Persistent and Nonpersistent Chemical Weapons (5-OPFOR-0015)

**CONDITION:** The opposing forces (OPFOR) element has located the enemy. Priority intelligence requirements (PIR) and other intelligence requirements have been obtained by OPFOR patrols. The OPFOR units deliver chemical agents, by means of conventional artillery weapons or aircraft, along selected supply routes and key bases in the rear area.

**STANDARD:** The OPFOR element disrupts enemy movement and operations using persistent and nonpersistent chemical weapons. 1. Delivers chemical agents in low and densely wooded areas. 2. Delays the movement of enemy supplies and equipment to the forward areas. 3. Restricts the movement of the enemy units in the rear area. 4. Channels the movement of enemy units into predesignated ambush areas. 5. Contaminates enemy supplies and equipment. 6. Inflicts a high rate of casualties on enemy forces.

**TASK:** Counter Passage of Lines (5-OPFOR-0012)

**CONDITION:** Enemy forces are in defensive positions, but they are expected to attempt passage-of-lines operations. The opposing forces (OPFOR) received orders to disrupt enemy passage-of-lines operations.

**STANDARD:** The OPFOR element delays or prevents enemy passage of lines. 1. Delays the passage. 2. Prevents the company from moving all personnel through the stationary unit. 3. Engages the main body of either the moving or the stationary unit.

**TASK:** Disrupt Assembly Area (AA) Activities (5-OPFOR-0013)

**CONDITION:** Intelligence reports indicate that platoon- and company-size enemy units are operating in the opposing forces (OPFOR) area of operations. Enemy units can defend from AAs with direct fire, antiarmor weapons, and indirect fire. The enemy has close air support (CAS) and nuclear, biological, and chemical (NBC) capabilities.

**STANDARD:** The OPFOR element locates and disrupts the enemy's AA activities. 1. Locates the element's AA. 2. Probes the AA with squad- or team-size elements. 3. Inflicts more than 5 percent casualties on the element. 4. Disrupts the element's preparations (prevents or delays beyond the element's allotted time).

**TASK:** Conduct Sniper Operations (5-OPFOR-0006)

**CONDITION:** The opposing forces (OPFOR) element has assigned snipers (regular or irregular elements) in the enemy's rear area along the main supply route (MSR) and near support sites.

**STANDARD:** The OPFOR element kills or wounds targets. 1. Sets up a well-concealed location. 2. Engages vehicle drivers or personnel on foot with short bursts of semiautomatic fire. 3. Kills or wounds selected targets. 4. Prevents the position from being discovered by enemy forces. 5. Evacuates the area without being spotted. 6. Reports all specified priority intelligence requirements (PIR) and other intelligence requirements to the OPFOR headquarters (HQ).

**TASK:** Conduct Air Attacks (5-OPFOR-0002)

**CONDITION:** The opposing forces (OPFOR) element in the rear area has forwarded the positions of the enemy support sites or the locations of moving elements. The OPFOR aircraft have been dispatched to attack enemy installations or convoys.

**STANDARD:** The OPFOR element attempts to delay, disrupt, or damage the enemy targets by air. 1. Locates the target (support sites or convoys). 2. Makes attack runs on the designated targets. 3. Inflicts heavy damage to the selected target. 4. Sustains no loss of aircraft. 5. Delays moving the force for more than one hour.

**TASK:** Attack (5-OPFOR-0001)

**CONDITION:** The opposing forces (OPFOR) element has located the enemy. The priority intelligence requirements (PIR) and other intelligence requirements have been obtained by OPFOR patrols. The OPFOR element has automatic and antiarmor weapons and light mortars.

**STANDARD:** The OPFOR element attempts to seize the terrain, vehicles, or equipment. 1. Develops an attack plan. 2. Surprises the enemy unit's main body. 3. Initiates the attack using a scheme of maneuver that exploits the enemy's flanks, gaps, and weaknesses. 4. Uses covered and concealed routes to approach the enemy forces' flanks, gaps, or weakly held areas. 5. Employs indirect fire to support the attack. 6. Penetrates enemy defenses. 7. Destroys equipment and supplies. 8. Inflicts heavy casualties. 9. Isolates the combat service support (CSS) base by blocking reinforcements. 10. Forces enemy units to displace. 11. Avoids being fixed in one position. 12. Withdraws before the CSS base is reinforced with tactical combat forces.

**TASK:** Defend a Minefield (5-OPFOR-0023)

**CONDITION:** The enemy is conducting a minefield sweeping operation. The opposing forces (OPFOR) element has a minefield placed in the enemy's path. The minefield is under constant observation and fire.

**STANDARD:** The OPFOR element defends a minefield against an enemy element conducting a minefield sweeping operation. 1. Prevents the unit from detecting the obstacle. 2. Disrupts the minefield sweeping operation. 3. Prevents the unit from conducting the minefield sweeping operation, prevents the unit from moving all personnel through the breach or delays the completion of the minefield sweeping operation for more than 45 minutes.

**ELEMENT:** Mobility Support Platoon

**TASK:** Support by Fire (05-3-1221)  
(FM 7-7)

(FM 7-10)

(FM 7-8)

**ITERATION:** 1 2 3 4 5 M (Circle)

**COMMANDER/LEADER ASSESSMENT:** T P U (Circle)

**CONDITIONS:** The platoon is supporting another element by fire during a movement or assault, or the platoon has been assigned a battle position with an engagement area and control measures. The primary direction of fire and the tentative support position have been designated. Digital units have performed functionality checks, and systems are operational. Some iterations of this task should be performed in MOPP4.

**TASK STANDARDS:** The platoon suppresses the enemy and prevents them from surprising the overwatched element. The platoon takes all necessary precautions to prevent fratricide to the assault element. The platoon decisively engages at least 50 percent of the enemy element. Digital units send and receive reports using frequency-modulated (FM) or digital systems. The time required to perform this task is increased when conducting it in mission-oriented protection posture (MOPP) 4.

TASK STEPS AND PERFORMANCE MEASURES	GO	NO-GO
<ol style="list-style-type: none"> <li>1. The platoon moves (mounted or dismounted) to firing positions by using the best covered and concealed route.</li> <li>* 2. The platoon leader ensures that suppressive fires can be placed on enemy positions from the selected firing position.</li> <li>3. The squads/dismount teams dismount and take up positions.</li> <li>* 4. The squad leaders move the vehicles into a good position to cover the dismounted teams. If good positions are not available, dismounts weapons.</li> <li>* 5. The platoon leader assigns primary sectors of fire to the vehicle teams, squads, and dismounted teams and ensures that these assigned sectors do not block the moving element's route.</li> <li>* 6. The squad leaders position M60s, squad automatic weapons (SAWs), AT4s, and personnel to cover the assigned sectors of fire.</li> <li>7. The platoon, on signal, places a heavy volume of fire on the objective, then signals by whistling or using verbal commands, hand and arm signals, or pyrotechnics.</li> <li>* 8. The platoon leader selects targets and controls the distribution of fires, concentrating on identified weapon positions (giving priority to automatic weapons and antiarmor weapons).               <ol style="list-style-type: none"> <li>a. Designated only M60/SAW gunners to fire in automatic mode.</li> <li>b. Distributed fires evenly over the objective if individual enemy positions could not be identified.</li> <li>c. Reduced the volume of fire when enemy fires became ineffective.</li> <li>d. Increased the volume of the platoon's fire when the movement element neared the objective, keeping the enemy down.</li> </ol> </li> </ol>		

TASK STEPS AND PERFORMANCE MEASURES	GO	NO-GO
<p>9. On the platoon leader's signal or when the assault begins, the platoon lifts fires. The unit remains prepared to engage any threat to the movement element, shifts fires to another target, or walks its fires across the objective in front of the movement element.</p> <p>10. The movement element is on the objective, and on order, the platoon ceases fire and moves to the objective by the quickest means possible.</p> <p>*11. The platoon leader consolidates and reorganizes the platoon.</p> <ol style="list-style-type: none"> <li>Reported the platoon's status to the unit commander.</li> <li>Reestablished the chain of command.</li> <li>Designated personnel to perform critical functions. <ol style="list-style-type: none"> <li>Redistributed ammunition.</li> <li>Reported supply status.</li> <li>Treated and evacuated casualties.</li> <li>Searched, silenced, segregated, safeguarded, and sent prisoners to collection points according to the unit commander's directive.</li> <li>Collected enemy information and material, and reported to the unit commander.</li> </ol> </li> </ol> <p>NOTE: Digital units send reports, request supplies, and update the common operational picture (COP) using the Force XXI Battle Command Brigade and Below (FBCB2) System according to the unit's tactical standing operating procedure (TACSOP).</p>		

TASK PERFORMANCE / EVALUATION SUMMARY BLOCK							
ITERATION	1	2	3	4	5	M	TOTAL
TOTAL TASK STEPS EVALUATED							
TOTAL TASK STEPS "GO"							
TRAINING STATUS "GO"/"NO-GO"							

"\*" indicates a leader task step.

#### SUPPORTING INDIVIDUAL TASKS

Task Number	Task Title
071-311-2007	Engage Targets with an M16A1or M16A2 Rifle
071-311-2025	Maintain an M16A1or M16A2 Rifle
071-311-2026	Perform a Function Check on an M16A1or M16A2 Rifle
071-311-2027	Load an M16A1or M16A2 Rifle
071-311-2028	Unload an M16A1or M16A2 Rifle
071-311-2029	Correct Malfunctions of an M16A1or M16A2 Rifle
071-312-3026	Perform a Function Check on an M60 Machine Gun
071-312-3027	Load an M60 Machine Gun
071-312-3028	Unload an M60 Machine Gun
071-312-3029	Correct Malfunctions of an M60 Machine Gun
071-312-3031	Engage Targets with an M60 Machine Gun
071-326-0502	Move Under Direct Fire

#### SUPPORTING COLLECTIVE TASKS

Task Number	Task Title
05-2-1218	Conduct Report Procedures

**SUPPORTING COLLECTIVE TASKS**

<b>Task Number</b>	<b>Task Title</b>
08-2-0314.05-T01A	Treat Unit Casualties (for Units with Medical Treatment Personnel)
08-2-C316.05-T01A	Transport Casualties (for Units Without Medical Treatment Personnel)
12-1-0403.05-T01A	Report Casualties

**OPFOR TASKS AND STANDARDS**

**TASK:** Maintain Contact (5-OPFOR-0003)

**CONDITION:** The opposing forces (OPFOR) element is engaged with enemy base defense forces. The enemy forces are withdrawing under pressure.

**STANDARD:** The OPFOR element maintains enemy contact while the enemy withdraws. 1. Engages the enemy forces decisively. 2. Advances the OPFOR as the enemy forces withdraw. 3. Inflicts heavy casualties. 4. Captures the members of the enemy force. 5. Captures documents and equipment. 6. Safeguards captured documents, equipment, and personnel.

**TASK:** Conduct Sniper Operations (5-OPFOR-0006)

**CONDITION:** The opposing forces (OPFOR) element has assigned snipers (regular or irregular elements) in the enemy's rear area along the main supply route (MSR) and near support sites.

**STANDARD:** The OPFOR element kills or wounds targets. 1. Sets up a well-concealed location. 2. Engages vehicle drivers or personnel on foot with short bursts of semiautomatic fire. 3. Kills or wounds selected targets. 4. Prevents the position from being discovered by enemy forces. 5. Evacuates the area without being spotted. 6. Reports all specified priority intelligence requirements (PIR) and other intelligence requirements to the OPFOR headquarters (HQ).

**TASK:** Disrupt Defensive Preparations (5-OPFOR-0018)

**CONDITION:** The opposing forces (OPFOR) element has located the enemy. Priority intelligence requirements (PIR) and other intelligence requirements obtained by OPFOR patrols indicate that the enemy elements are establishing defensive positions. The OPFOR element has automatic and antiarmor weapons and light mortars.

**STANDARD:** The OPFOR element disrupts and delays the enemy's defensive preparations. 1. Locates and penetrates the enemy's security system. 2. Forces the enemy to delay defensive preparations. 3. Disrupts the enemy's obstacle preparations.

**TASK:** Surrender to the Capturing Unit on the Battlefield (5-OPFOR-0024)

**CONDITION:** The enemy has captured the opposing forces (OPFOR) element's soldiers, documents, and equipment sensitive to the OPFOR tactical operations.

**STANDARD:** The OPFOR soldiers retain or destroy documents and equipment. The OPFOR element surrenders documents and equipment of no tactical use to the enemy and attempts to conceal or destroy items of tactical value. The OPFOR element attempts escape and evasion. 1. Prevents the successful capture of documents and equipment. 2. Destroys documents and equipment. 3. Removes identifying markings from equipment. 4. Removes unit-identifying insignia. 5. Provides misleading information. 6. Plans an escape. 7. Delays movement to the nearest collection point. 8. Prevents safeguarding of enemy prisoners of war (EPWs) in order to cause embarrassment to the United States (US).

**TASK:** Conduct a Raid (5-OPFOR-0004)

**CONDITION:** The opposing forces (OPFOR) element has occupied an objective rally point and has orders to conduct a raid on a combat service support (CSS) base.

**STANDARD:** The OPFOR element infiltrates the enemy's base and destroys all of the targets. 1. Surprises the enemy forces. 2. Assaults the support base and accomplishes the assigned tasks. 3. Destroys the specified equipment and supplies. 4. Avoids being decisively engaged. 5. Withdraws all personnel from the objective areas within the time prescribed. 6. Obtains all priority intelligence requirements (PIR) from the raid site. 7. Sustains only light casualties from enemy fire.

**TASK:** Conduct an Attack (5-OPFOR-0008)

**CONDITION:** The enemy is conducting tactical operations. The opposing forces (OPFOR) element receives orders to attack the enemy, the area of occupation, or the main supply route (MSR) with smoke.

**STANDARD:** The OPFOR element disrupts the enemy's movement and smoke operations. 1. Determines the delivery method of the smoke attack. 2. Locates the target. 3. Delivers the smoke attack downwind. 4. Attacks the enemy with smoke, and surge attacks when the enemy responds to the smoke.

**TASK:** Disrupt a Net Control Station (NCS) (5-OPFOR-0019)

**CONDITION:** The enemy has established a NCS. The opposing forces (OPFOR) element has radio and jamming equipment.

**STANDARD:** The OPFOR element attempts to disrupt an NCS. 1. Attempts to locate the radio frequency that the unit is operating on. 2. Attempts to enter the radio net. 3. Attempts to issue "bogus" orders to a unit on the net. 4. Jams the radio frequency and forces the unit to go to an alternate frequency.

**TASK:** Disrupt Construction of Vehicle Fighting Positions (5-OPFOR-0020)

**CONDITION:** The opposing forces (OPFOR) element has located the enemy. The priority intelligence requirements (PIR) and other intelligence obtained by OPFOR patrols indicate the enemy is constructing vehicle fighting positions within its defensive area. The OPFOR element has automatic and antiarmor weapons and light mortars.

**STANDARD:** The OPFOR element attempts to disrupt the enemy's efforts to establish vehicle fighting positions. 1. Locates the defensive area. 2. Surprises the main body. 3. Penetrates the defensive area with squad-size probes. 4. Inflicts casualties on the unit. 5. Destroys vehicles. 6. Disrupts the unit's preparations (prevents or delays beyond the unit's allotted time).

**TASK:** Defeat Obstacles (5-OPFOR-0009)

**CONDITION:** The opposing forces (OPFOR) element encounters an obstacle that blocks the avenue of approach as it advances upon the enemy forces.

**STANDARD:** The OPFOR element bypasses or breaches the enemy obstacle. 1. Detects the obstacle before halting its main body. 2. Defeats the obstacle. a. Bypasses the obstacle without entering the engagement areas. b. Breaches the obstacle within 45 minutes and passes its entire force through the obstacle. 3. Does not incur degradation to the point that the mission must be discontinued.

**TASK:** Disrupt an Engineer Reconnaissance (5-OPFOR-0022)

**CONDITION:** The enemy is conducting an engineer reconnaissance. The opposing forces (OPFOR) element is positioned along the enemy's route.

**STANDARD:** The OPFOR element disrupts an engineer reconnaissance. 1. Prevents the unit from meeting its specified time schedule. 2. Forces the unit to deviate from its specified route. 3. Prevents the unit from accomplishing its assigned engineer reconnaissance. 4. Surprises the unit conducting the reconnaissance.

**TASK:** Conduct an Aerial Reconnaissance (5-OPFOR-0010)

**CONDITION:** The opposing forces (OPFOR) headquarters (HQ) element requires intelligence on the locations and identification of enemy elements. An aircraft is dispatched to take photographs and make a visual inspection of the enemy rear area.

**STANDARD:** The OPFOR element gathers photograph intelligence of the enemy. 1. Photographs the assigned sectors. 2. Makes quick visual checks where the ceiling is low. 3. Locates enemy positions in the area, particularly support and storage bases, and command and control (C2) facilities. 4. Sustains no loss of aircraft. 5. Reports priority intelligence requirements (PIR) and other information requirements to the OPFOR HQ.

**TASK:** Conduct an Ambush (5-OPFOR-0007)

**CONDITION:** The enemy is moving in a convoy. The opposing forces (OPFOR) element is positioned along the enemy's route.

**STANDARD:** The OPFOR element inflicts casualties on the enemy and causes vehicle and equipment damage. 1. Prepares an ambush site before the element arrives. 2. Surprises march element forces. 3. Inflicts heavy casualties within the designated kill zone. 4. Inflicts heavy damage to vehicles and equipment within the designated kill zone. 5. Delays the march element from reaching a specified destination for a specified period of time. 6. Withdraws on order. 7. Sustains no casualties. 8. Reports actions to superiors.

**TASK:** Conduct Terrorist and Saboteur Attacks (5-OPFOR-0005)

**CONDITION:** The opposing forces (OPFOR) element dispatches small teams into the enemy's rear area to disrupt combat service support (CSS) operations.

**STANDARD:** The enemy sustains disrupted command and control (C2), destroyed equipment and supplies, and light casualties. 1. Locates rear support bases and C2 facilities. 2. Delays and disrupts CSS operations through probes. 3. Infiltrates CSS bases to conduct sabotage and terrorist activities. 4. Inflicts light casualties. 5. Destroys supplies and equipment.

**TASK:** Disrupt a Route Reconnaissance (5-OPFOR-0021)

**CONDITION:** The enemy is conducting a route reconnaissance. The opposing forces (OPFOR) element is positioned along the enemy's route.

**STANDARD:** The OPFOR element attempts to disrupt a squad/section conducting a route reconnaissance. 1. Prevents the unit from meeting its specified time schedule. 2. Forces the unit to deviate from its specified route. 3. Prevents the unit from reaching its assigned destination. 4. Surprises the squad/section. 5. Inflicts casualties on the unit.

**TASK:** Disrupt Quartering Party Operations (5-OPFOR-0017)

**CONDITION:** The enemy is conducting quartering party operations. It has established an assembly area (AA) but has not moved in the main body.

**STANDARD:** The opposing forces (OPFOR) element attempts to disrupt quartering party operations and infiltrate the enemy's AA. 1. Locates the quartering party and the AA. 2. Surprises the main body. 3. Penetrates the AA with squad-size probes. 4. Inflicts personnel casualties and vehicle damage. 5. Disrupts the unit's preparations (prevents or delays beyond the unit's allotted time).

**TASK:** Disrupt Enemy Movement and Operations Using Tactical Nuclear Weapons (5-OPFOR-0016)

**CONDITION:** The opposing forces (OPFOR) element has located the enemy. Priority intelligence requirements (PIR) and other intelligence requirements have been obtained by OPFOR patrols. Tactical nuclear weapons are employed against key locations in the rear area.

**STANDARD:** The OPFOR element disrupts enemy movement and operations. 1. Disrupts or delays the movement of the enemy's equipment and supplies to the forward areas. 2. Destroys enemy equipment and supplies. 3. Inflicts a high rate of nuclear casualties among the enemy forces. 4. Denies the enemy the use of specified areas. 5. Contaminates the enemy's equipment and supplies.

**TASK:** Disrupt Enemy Movement and Operations Using Persistent and Nonpersistent Chemical Weapons (5-OPFOR-0015)

**CONDITION:** The opposing forces (OPFOR) element has located the enemy. Priority intelligence requirements (PIR) and other intelligence requirements have been obtained by OPFOR patrols. The OPFOR units deliver chemical agents, by means of conventional artillery weapons or aircraft, along selected supply routes and key bases in the rear area.

**STANDARD:** The OPFOR element disrupts enemy movement and operations using persistent and nonpersistent chemical weapons. 1. Delivers chemical agents in low and densely wooded areas. 2. Delays the movement of enemy supplies and equipment to the forward areas. 3. Restricts the movement of the enemy units in the rear area. 4. Channels the movement of enemy units into predesignated ambush areas. 5. Contaminates enemy supplies and equipment. 6. Inflicts a high rate of casualties on enemy forces.

**TASK:** Counter Passage of Lines (5-OPFOR-0012)

**CONDITION:** Enemy forces are in defensive positions, but they are expected to attempt passage-of-lines operations. The opposing forces (OPFOR) received orders to disrupt enemy passage-of-lines operations.

**STANDARD:** The OPFOR element delays or prevents enemy passage of lines. 1. Delays the passage. 2. Prevents the company from moving all personnel through the stationary unit. 3. Engages the main body of either the moving or the stationary unit.

**TASK:** Disrupt Movement (5-OPFOR-0014)

**CONDITION:** The enemy is expected to move through the opposing forces (OPFOR) element's area of operations. The OPFOR element has received an operation order (OPORD) or fragmentary order (FRAGO) to disrupt enemy movement. The enemy has the capability to defend with direct fire and antiarmor weapons.

**STANDARD:** The OPFOR element delays enemy movement. 1. Delays the element. 2. Forces the element to deviate from its route. 3. Prevents the element from reaching its destination. 4. Surprises the element's main body.

**TASK:** Disrupt Assembly Area (AA) Activities (5-OPFOR-0013)



**CONDITION:** Intelligence reports indicate that platoon- and company-size enemy units are operating in the opposing forces (OPFOR) area of operations. Enemy units can defend from AAs with direct fire, antiarmor weapons, and indirect fire. The enemy has close air support (CAS) and nuclear, biological, and chemical (NBC) capabilities.

**STANDARD:** The OPFOR element locates and disrupts the enemy's AA activities. 1. Locates the element's AA. 2. Probes the AA with squad- or team-size elements. 3. Inflicts more than 5 percent casualties on the element. 4. Disrupts the element's preparations (prevents or delays beyond the element's allotted time).

**TASK:** Conduct Air Attacks (5-OPFOR-0002)

**CONDITION:** The opposing forces (OPFOR) element in the rear area has forwarded the positions of the enemy support sites or the locations of moving elements. The OPFOR aircraft have been dispatched to attack enemy installations or convoys.

**STANDARD:** The OPFOR element attempts to delay, disrupt, or damage the enemy targets by air. 1. Locates the target (support sites or convoys). 2. Makes attack runs on the designated targets. 3. Inflicts heavy damage to the selected target. 4. Sustains no loss of aircraft. 5. Delays moving the force for more than one hour.

**TASK:** Attack (5-OPFOR-0001)

**CONDITION:** The opposing forces (OPFOR) element has located the enemy. The priority intelligence requirements (PIR) and other intelligence requirements have been obtained by OPFOR patrols. The OPFOR element has automatic and antiarmor weapons and light mortars.

**STANDARD:** The OPFOR element attempts to seize the terrain, vehicles, or equipment. 1. Develops an attack plan. 2. Surprises the enemy unit's main body. 3. Initiates the attack using a scheme of maneuver that exploits the enemy's flanks, gaps, and weaknesses. 4. Uses covered and concealed routes to approach the enemy forces' flanks, gaps, or weakly held areas. 5. Employs indirect fire to support the attack. 6. Penetrates enemy defenses. 7. Destroys equipment and supplies. 8. Inflicts heavy casualties. 9. Isolates the combat service support (CSS) base by blocking reinforcements. 10. Forces enemy units to displace. 11. Avoids being fixed in one position. 12. Withdraws before the CSS base is reinforced with tactical combat forces.

**TASK:** Defend a Minefield (5-OPFOR-0023)

**CONDITION:** The enemy is conducting a minefield sweeping operation. The opposing forces (OPFOR) element has a minefield placed in the enemy's path. The minefield is under constant observation and fire.

**STANDARD:** The OPFOR element defends a minefield against an enemy element conducting a minefield sweeping operation. 1. Prevents the unit from detecting the obstacle. 2. Disrupts the minefield sweeping operation. 3. Prevents the unit from conducting the minefield sweeping operation, prevents the unit from moving all personnel through the breach or delays the completion of the minefield sweeping operation for more than 45 minutes.

**ELEMENTS:** Three Combat Mobility Platoons  
 Nine Combat Engineer Squads  
 Mobility Support Platoon  
 Three Mobility Sections

**TASK:** Disengage (Dismounted) (05-3-1222)  
 (FM 7-7)

**ITERATION:** 1 2 3 4 5 M (Circle)

**COMMANDER/LEADER ASSESSMENT:** T P U (Circle)

**CONDITIONS:** The platoon is moving dismounted and receives enemy fire, or the platoon is occupying untenable defensive positions. The platoon leader orders the platoon to disengage. Digital units have performed functionality checks, and systems are operational. Some iterations of this task should be performed in MOPP4.

**TASK STANDARDS:** The platoon moves to a position where the enemy cannot observe or place direct fire on it. Digital units send and receive reports using frequency-modulated (FM) or digital systems. The time required to perform this task is increased when conducting it in mission-oriented protection posture (MOPP) 4.

TASK STEPS AND PERFORMANCE MEASURES	GO	NO-GO
1. The platoon breaks contact while moving dismounted. * 2. The platoon leader directs the platoon to break contact by giving a direction and a distance to move using the "clock method" (for example, 9 o'clock, 300 meters). 3. The platoon members move to the last designated rally point using the withdrawal methods listed in task step 2, if factors prohibit the platoon leader from giving specific instructions. 4. The platoon members select routes providing cover and concealment using the low-crawl, high-crawl, and rush techniques of movement. * 5. The platoon leader submits a spot report (SPOTREP) to the unit commander. * 6. The platoon leader accounts for personnel and reorganizes the platoon at the rally point. <ol style="list-style-type: none"> <li>Reported the platoon status to the unit commander.</li> <li>Designated personnel to perform critical functions.</li> <li>Reestablished the chain of command.</li> <li>Redistributed ammunition.</li> <li>Reported the supply status.</li> <li>Treated and evacuated casualties.</li> <li>Searched, silenced, segregated, safeguarded, and sent prisoners to collection points when the situation permitted.</li> <li>Collected and reported enemy information and material.</li> </ol> 7. The platoon continues the mission as specified in the operation order (OPORD). 8. The platoon prepares to disengage while in a defensive position, before enemy contact.		

TASK STEPS AND PERFORMANCE MEASURES	GO	NO-GO
<p>* 9. The platoon leader plans the disengagement/withdrawal based on the mission, enemy, terrain, troops, time available, and civilian considerations (METT-TC).</p> <ul style="list-style-type: none"> <li>a. Designated a point providing the vehicle teams with good observation, fields of fire, and cover and concealment for the dismount element to remount.</li> <li>b. Ensured that each platoon member knew the withdrawal signal by conducting rehearsals and briefing the platoon.</li> <li>c. Designated covered and concealed routes to the remount point. Time and situation permitting, the platoon leader ensured that the platoon members knew the route by having each member walk the route.</li> </ul> <p>10. The platoon prepares for disengagement.</p> <ul style="list-style-type: none"> <li>a. Redistributed ammunition.</li> <li>b. Conducted personnel and equipment inspections.</li> <li>c. Repositioned key weapons.</li> <li>d. Conducted rehearsals if time permitted.</li> </ul> <p>11. The platoon conducts a withdrawal.</p> <p>*12. The platoon leader gives the signal for and indicates the method of withdrawal based on enemy pressure.</p> <p>13. The platoon disengages by thinning of lines when enemy pressure is close and heavy and the platoon's vehicles cannot overwatch the dismount element.</p> <p>*14. The squad leaders designate selected personnel to disengage and move to the rear and assume overwatch positions. The remaining personnel--</p> <ul style="list-style-type: none"> <li>a. Increased the rate of fire to keep the enemy from overrunning the position.</li> <li>b. Withdrew when the group in the overwatch positions provided suppressive fire.</li> <li>c. Moved the M60s and squad automatic weapons (SAWs) where they provided the best fire support (FS) for movement when bounding rearward.</li> </ul> <p>*15. The leaders remain on line and move with the last element to withdraw and maintain maximum control.</p> <p>16. The platoon's personnel continue this method of fire and movement to the rear until they link up with the platoon's vehicles.</p> <p>17. The rifle teams disengage when enemy pressure decreases. Engages the enemy with a high volume of fire.</p> <p>18. The link-up vehicles deliver a high volume of well-aimed fire with automatic weapons and overwatch the withdrawal of the dismount element.</p> <p>19. The second rifle team moves to the rear to take up an overwatch position.</p> <p>20. The teams repeat this method of fire and movement to the rear, as necessary, until the dismount element and platoon vehicles can link up.</p> <p>21. The dismount element and platoon vehicles link up at the remount point.</p> <p>22. The rifle teams mount the vehicles.</p> <p>23. The link-up vehicles move from the area by covered and concealed routes, keeping at least one terrain feature between the vehicle and the enemy.</p> <p>24. The platoon continues to withdraw until enemy contact is broken.</p>		

TASK STEPS AND PERFORMANCE MEASURES	GO	NO-GO
*25. The platoon leader submits a size, activity, location, unit, time, and equipment (SALUTE) report to the unit commander and reorganizes the platoon. NOTE: Digital units send reports and update the Army Battle Command System (ABCS) according to the unit's tactical standing operating procedure (TACSOP).		

TASK PERFORMANCE / EVALUATION SUMMARY BLOCK							
ITERATION	1	2	3	4	5	M	TOTAL
TOTAL TASK STEPS EVALUATED							
TOTAL TASK STEPS "GO"							
TRAINING STATUS "GO"/"NO-GO"							

"\*" indicates a leader task step.

### SUPPORTING INDIVIDUAL TASKS

Task Number	Task Title
071-311-2007	Engage Targets with an M16A1or M16A2 Rifle
071-311-2025	Maintain an M16A1or M16A2 Rifle
071-311-2026	Perform a Function Check on an M16A1or M16A2 Rifle
071-311-2027	Load an M16A1or M16A2 Rifle
071-311-2028	Unload an M16A1or M16A2 Rifle
071-311-2029	Correct Malfunctions of an M16A1or M16A2 Rifle

### SUPPORTING COLLECTIVE TASKS

Task Number	Task Title
05-2-7008	Prepare an Operation Order (OPORD) (Company/Platoon)
05-3-1239	Plan and Control Indirect Fire

### OPFOR TASKS AND STANDARDS

**TASK:** Surrender to the Capturing Unit on the Battlefield (5-OPFOR-0024)

**CONDITION:** The enemy has captured the opposing forces (OPFOR) element's soldiers, documents, and equipment sensitive to the OPFOR tactical operations.

**STANDARD:** The OPFOR soldiers retain or destroy documents and equipment. The OPFOR element surrenders documents and equipment of no tactical use to the enemy and attempts to conceal or destroy items of tactical value. The OPFOR element attempts escape and evasion. 1. Prevents the successful capture of documents and equipment. 2. Destroys documents and equipment. 3. Removes identifying markings from equipment. 4. Removes unit-identifying insignia. 5. Provides misleading information. 6. Plans an escape. 7. Delays movement to the nearest collection point. 8. Prevents safeguarding of enemy prisoners of war (EPWs) in order to cause embarrassment to the United States (US).

**TASK:** Conduct a Raid (5-OPFOR-0004)

**CONDITION:** The opposing forces (OPFOR) element has occupied an objective rally point and has orders to conduct a raid on a combat service support (CSS) base.

**STANDARD:** The OPFOR element infiltrates the enemy's base and destroys all of the targets. 1. Surprises the enemy forces. 2. Assaults the support base and accomplishes the assigned tasks. 3. Destroys the specified equipment and supplies. 4. Avoids being decisively engaged. 5. Withdraws all personnel from the objective areas within the time prescribed. 6. Obtains all priority intelligence requirements (PIR) from the raid site. 7. Sustains only light casualties from enemy fire.

**TASK:** Counter Passage of Lines (5-OPFOR-0012)

**CONDITION:** Enemy forces are in defensive positions, but they are expected to attempt passage-of-lines operations. The opposing forces (OPFOR) received orders to disrupt enemy passage-of-lines operations.

**STANDARD:** The OPFOR element delays or prevents enemy passage of lines. 1. Delays the passage. 2. Prevents the company from moving all personnel through the stationary unit. 3. Engages the main body of either the moving or the stationary unit.

**TASK:** Disrupt Defensive Preparations (5-OPFOR-0018)

**CONDITION:** The opposing forces (OPFOR) element has located the enemy. Priority intelligence requirements (PIR) and other intelligence requirements obtained by OPFOR patrols indicate that the enemy elements are establishing defensive positions. The OPFOR element has automatic and antiarmor weapons and light mortars.

**STANDARD:** The OPFOR element disrupts and delays the enemy's defensive preparations. 1. Locates and penetrates the enemy's security system. 2. Forces the enemy to delay defensive preparations. 3. Disrupts the enemy's obstacle preparations.

**TASK:** Maintain Contact (5-OPFOR-0003)

**CONDITION:** The opposing forces (OPFOR) element is engaged with enemy base defense forces. The enemy forces are withdrawing under pressure.

**STANDARD:** The OPFOR element maintains enemy contact while the enemy withdraws. 1. Engages the enemy forces decisively. 2. Advances the OPFOR as the enemy forces withdraw. 3. Inflicts heavy casualties. 4. Captures the members of the enemy force. 5. Captures documents and equipment. 6. Safeguards captured documents, equipment, and personnel.

**TASK:** Conduct an Attack (5-OPFOR-0008)

**CONDITION:** The enemy is conducting tactical operations. The opposing forces (OPFOR) element receives orders to attack the enemy, the area of occupation, or the main supply route (MSR) with smoke.

**STANDARD:** The OPFOR element disrupts the enemy's movement and smoke operations. 1. Determines the delivery method of the smoke attack. 2. Locates the target. 3. Delivers the smoke attack downwind. 4. Attacks the enemy with smoke, and surge attacks when the enemy responds to the smoke.

**TASK:** Disrupt a Net Control Station (NCS) (5-OPFOR-0019)

**CONDITION:** The enemy has established a NCS. The opposing forces (OPFOR) element has radio and jamming equipment.

**STANDARD:** The OPFOR element attempts to disrupt an NCS. 1. Attempts to locate the radio frequency that the unit is operating on. 2. Attempts to enter the radio net. 3. Attempts to issue "bogus" orders to a unit on the net. 4. Jams the radio frequency and forces the unit to go to an alternate frequency.

**TASK:** Disrupt Construction of Vehicle Fighting Positions (5-OPFOR-0020)

**CONDITION:** The opposing forces (OPFOR) element has located the enemy. The priority intelligence requirements (PIR) and other intelligence obtained by OPFOR patrols indicate the enemy is constructing vehicle fighting positions within its defensive area. The OPFOR element has automatic and antiarmor weapons and light mortars.

**STANDARD:** The OPFOR element attempts to disrupt the enemy's efforts to establish vehicle fighting positions. 1. Locates the defensive area. 2. Surprises the main body. 3. Penetrates the defensive area with squad-size probes. 4. Inflicts casualties on the unit. 5. Destroys vehicles. 6. Disrupts the unit's preparations (prevents or delays beyond the unit's allotted time).

**TASK:** Defeat Obstacles (5-OPFOR-0009)

**CONDITION:** The opposing forces (OPFOR) element encounters an obstacle that blocks the avenue of approach as it advances upon the enemy forces.

**STANDARD:** The OPFOR element bypasses or breaches the enemy obstacle. 1. Detects the obstacle before halting its main body. 2. Defeats the obstacle. a. Bypasses the obstacle without entering the engagement areas. b. Breaches the obstacle within 45 minutes and passes its entire force through the obstacle. 3. Does not incur degradation to the point that the mission must be discontinued.

**TASK:** Disrupt an Engineer Reconnaissance (5-OPFOR-0022)

**CONDITION:** The enemy is conducting an engineer reconnaissance. The opposing forces (OPFOR) element is positioned along the enemy's route.

**STANDARD:** The OPFOR element disrupts an engineer reconnaissance. 1. Prevents the unit from meeting its specified time schedule. 2. Forces the unit to deviate from its specified route. 3. Prevents the unit from accomplishing its assigned engineer reconnaissance. 4. Surprises the unit conducting the reconnaissance.

**TASK:** Conduct an Aerial Reconnaissance (5-OPFOR-0010)

**CONDITION:** The opposing forces (OPFOR) headquarters (HQ) element requires intelligence on the locations and identification of enemy elements. An aircraft is dispatched to take photographs and make a visual inspection of the enemy rear area.

**STANDARD:** The OPFOR element gathers photograph intelligence of the enemy. 1. Photographs the assigned sectors. 2. Makes quick visual checks where the ceiling is low. 3. Locates enemy positions in the area, particularly support and storage bases, and command and control (C2) facilities. 4. Sustains no loss of aircraft. 5. Reports priority intelligence requirements (PIR) and other information requirements to the OPFOR HQ.

**TASK:** Conduct an Ambush (5-OPFOR-0007)

**CONDITION:** The enemy is moving in a convoy. The opposing forces (OPFOR) element is positioned along the enemy's route.

**STANDARD:** The OPFOR element inflicts casualties on the enemy and causes vehicle and equipment damage. 1. Prepares an ambush site before the element arrives. 2. Surprises march element forces. 3. Inflicts heavy casualties within the designated kill zone. 4. Inflicts heavy damage to vehicles and equipment within the designated kill zone. 5. Delays the march element from reaching a specified destination for a specified period of time. 6. Withdraws on order. 7. Sustains no casualties. 8. Reports actions to superiors.

**TASK:** Conduct Terrorist and Saboteur Attacks (5-OPFOR-0005)

**CONDITION:** The opposing forces (OPFOR) element dispatches small teams into the enemy's rear area to disrupt combat service support (CSS) operations.

**STANDARD:** The enemy sustains disrupted command and control (C2), destroyed equipment and supplies, and light casualties. 1. Locates rear support bases and C2 facilities. 2. Delays and disrupts CSS operations through probes. 3. Infiltrates CSS bases to conduct sabotage and terrorist activities. 4. Inflicts light casualties. 5. Destroys supplies and equipment.

**TASK:** Disrupt a Route Reconnaissance (5-OPFOR-0021)

**CONDITION:** The enemy is conducting a route reconnaissance. The opposing forces (OPFOR) element is positioned along the enemy's route.

**STANDARD:** The OPFOR element attempts to disrupt a squad/section conducting a route reconnaissance. 1. Prevents the unit from meeting its specified time schedule. 2. Forces the unit to deviate from its specified route. 3. Prevents the unit from reaching its assigned destination. 4. Surprises the squad/section. 5. Inflicts casualties on the unit.

**TASK:** Disrupt Quartering Party Operations (5-OPFOR-0017)

**CONDITION:** The enemy is conducting quartering party operations. It has established an assembly area (AA) but has not moved in the main body.

**STANDARD:** The opposing forces (OPFOR) element attempts to disrupt quartering party operations and infiltrate the enemy's AA. 1. Locates the quartering party and the AA. 2. Surprises the main body. 3. Penetrates the AA with squad-size probes. 4. Inflicts personnel casualties and vehicle damage. 5. Disrupts the unit's preparations (prevents or delays beyond the unit's allotted time).

**TASK:** Disrupt Enemy Movement and Operations Using Tactical Nuclear Weapons (5-OPFOR-0016)

**CONDITION:** The opposing forces (OPFOR) element has located the enemy. Priority intelligence requirements (PIR) and other intelligence requirements have been obtained by OPFOR patrols. Tactical nuclear weapons are employed against key locations in the rear area.

**STANDARD:** The OPFOR element disrupts enemy movement and operations. 1. Disrupts or delays the movement of the enemy's equipment and supplies to the forward areas. 2. Destroys enemy equipment and supplies. 3. Inflicts a high rate of nuclear casualties among the enemy forces. 4. Denies the enemy the use of specified areas. 5. Contaminates the enemy's equipment and supplies.

**TASK:** Disrupt Enemy Movement and Operations Using Persistent and Nonpersistent Chemical Weapons (5-OPFOR-0015)

**CONDITION:** The opposing forces (OPFOR) element has located the enemy. Priority intelligence requirements (PIR) and other intelligence requirements have been obtained by OPFOR patrols. The OPFOR units deliver chemical agents, by means of conventional artillery weapons or aircraft, along selected supply routes and key bases in the rear area.

**STANDARD:** The OPFOR element disrupts enemy movement and operations using persistent and nonpersistent chemical weapons. 1. Delivers chemical agents in low and densely wooded areas. 2. Delays the movement of enemy supplies and equipment to the forward areas. 3. Restricts the movement of the enemy units in the rear area. 4. Channels the movement of enemy units into predesignated ambush areas. 5. Contaminates enemy supplies and equipment. 6. Inflicts a high rate of casualties on enemy forces.

**TASK:** Disrupt Movement (5-OPFOR-0014)

**CONDITION:** The enemy is expected to move through the opposing forces (OPFOR) element's area of operations. The OPFOR element has received an operation order (OPORD) or fragmentary order (FRAGO) to disrupt enemy movement. The enemy has the capability to defend with direct fire and antiarmor weapons.

**STANDARD:** The OPFOR element delays enemy movement. 1. Delays the element. 2. Forces the element to deviate from its route. 3. Prevents the element from reaching its destination. 4. Surprises the element's main body.

**TASK:** Disrupt Assembly Area (AA) Activities (5-OPFOR-0013)

**CONDITION:** Intelligence reports indicate that platoon- and company-size enemy units are operating in the opposing forces (OPFOR) area of operations. Enemy units can defend from AAs with direct fire, antiarmor weapons, and indirect fire. The enemy has close air support (CAS) and nuclear, biological, and chemical (NBC) capabilities.

**STANDARD:** The OPFOR element locates and disrupts the enemy's AA activities. 1. Locates the element's AA. 2. Probes the AA with squad- or team-size elements. 3. Inflicts more than 5 percent casualties on the element. 4. Disrupts the element's preparations (prevents or delays beyond the element's allotted time).

**TASK:** Conduct Sniper Operations (5-OPFOR-0006)

**CONDITION:** The opposing forces (OPFOR) element has assigned snipers (regular or irregular elements) in the enemy's rear area along the main supply route (MSR) and near support sites.

**STANDARD:** The OPFOR element kills or wounds targets. 1. Sets up a well-concealed location. 2. Engages vehicle drivers or personnel on foot with short bursts of semiautomatic fire. 3. Kills or wounds selected targets. 4. Prevents the position from being discovered by enemy forces. 5. Evacuates the area without being spotted. 6. Reports all specified priority intelligence requirements (PIR) and other intelligence requirements to the OPFOR headquarters (HQ).

**TASK:** Conduct Air Attacks (5-OPFOR-0002)

**CONDITION:** The opposing forces (OPFOR) element in the rear area has forwarded the positions of the enemy support sites or the locations of moving elements. The OPFOR aircraft have been dispatched to attack enemy installations or convoys.

**STANDARD:** The OPFOR element attempts to delay, disrupt, or damage the enemy targets by air. 1. Locates the target (support sites or convoys). 2. Makes attack runs on the designated targets. 3. Inflicts heavy damage to the selected target. 4. Sustains no loss of aircraft. 5. Delays moving the force for more than one hour.

**TASK:** Attack (5-OPFOR-0001)

**CONDITION:** The opposing forces (OPFOR) element has located the enemy. The priority intelligence requirements (PIR) and other intelligence requirements have been obtained by OPFOR patrols. The OPFOR element has automatic and antiarmor weapons and light mortars.



**STANDARD:** The OPFOR element attempts to seize the terrain, vehicles, or equipment. 1. Develops an attack plan. 2. Surprises the enemy unit's main body. 3. Initiates the attack using a scheme of maneuver that exploits the enemy's flanks, gaps, and weaknesses. 4. Uses covered and concealed routes to approach the enemy forces' flanks, gaps, or weakly held areas. 5. Employs indirect fire to support the attack. 6. Penetrates enemy defenses. 7. Destroys equipment and supplies. 8. Inflicts heavy casualties. 9. Isolates the combat service support (CSS) base by blocking reinforcements. 10. Forces enemy units to displace. 11. Avoids being fixed in one position. 12. Withdraws before the CSS base is reinforced with tactical combat forces.

**TASK:** Defend a Minefield (5-OPFOR-0023)

**CONDITION:** The enemy is conducting a minefield sweeping operation. The opposing forces (OPFOR) element has a minefield placed in the enemy's path. The minefield is under constant observation and fire.

**STANDARD:** The OPFOR element defends a minefield against an enemy element conducting a minefield sweeping operation. 1. Prevents the unit from detecting the obstacle. 2. Disrupts the minefield sweeping operation. 3. Prevents the unit from conducting the minefield sweeping operation, prevents the unit from moving all personnel through the breach or delays the completion of the minefield sweeping operation for more than 45 minutes.

**ELEMENTS:** Company Headquarters  
 Three Combat Mobility Platoons  
 Nine Combat Engineer Squads  
 Mobility Support Platoon  
 Three Mobility Sections

**TASK:** Disengage (Mounted) (05-3-1223)  
 (FM 7-7)

**ITERATION:** 1 2 3 4 5 M (Circle)  
**COMMANDER/LEADER ASSESSMENT:** T P U (Circle)

**CONDITIONS:** The platoon is moving mounted and receives enemy fire or the platoon is occupying untenable defensive positions. The platoon is ordered to disengage. Digital units have performed functionality checks, and systems are operational. Some iterations of this task should be performed in MOPP4.

**TASK STANDARDS:** The platoon moves to where the enemy cannot observe or place direct fire on it. The platoon sustains less than 20 percent casualties. Digital units send and receive reports via frequency-modulated (FM) or digital systems. The time required to perform this task is increased when conducting it in mission-oriented protection posture (MOPP) 4.

TASK STEPS AND PERFORMANCE MEASURES	GO	NO-GO
<p>* 1. If the platoon leader determines other units can provide support by fire, he orders the platoon to conduct a simultaneous disengagement, designating when and where the platoon vehicles simultaneously disengage.</p> <p>NOTES:</p> <p>1. The Bradley engineer fighting vehicles (B-EFVs) provide firepower and armor protection. A Grizzly MK-19 is deployed as a reaction and area cover fire weapon. The vehicle gunners deliver a high volume of suppressive fire, including smoke. All mounted weapons remain pointed in the direction of the enemy.</p> <p>2. The vehicles are moved to a designated remount point or a new firing position to give the squad personnel enough cover fire to disengage if the squad members are dismounted. Once loaded, the vehicles begin their disengagement.</p> <p>* 2. The platoon leader orders the platoon to disengage by vehicle or pairs of vehicles if the platoon must provide its own covering fire.</p> <p>* 3. The leader designates which B-EFVs provide a base of fire and which vehicles moves to initiate disengagement.</p> <p>4. The element that initially broke contact (using covered and concealed routes) arrives at the next position and provides a base of fire to cover the rear movement of the fire element's forward base.</p> <p>* 5. The platoon leader designates a remount point in the rear for dismounted personnel if the squad members are deployed.</p> <p>6. The platoon repeats this bounding procedure until all contact is broken.</p>		

TASK PERFORMANCE / EVALUATION SUMMARY BLOCK							
ITERATION	1	2	3	4	5	M	TOTAL
TOTAL TASK STEPS EVALUATED							
TOTAL TASK STEPS "GO"							
TRAINING STATUS "GO"/"NO-GO"							

"\*\*" indicates a leader task step.

#### SUPPORTING INDIVIDUAL TASKS

Task Number	Task Title
071-311-2007	Engage Targets with an M16A1or M16A2 Rifle
071-311-2025	Maintain an M16A1or M16A2 Rifle
071-311-2026	Perform a Function Check on an M16A1or M16A2 Rifle
071-311-2027	Load an M16A1or M16A2 Rifle
071-311-2028	Unload an M16A1or M16A2 Rifle
071-311-2029	Correct Malfunctions of an M16A1or M16A2 Rifle
071-312-3026	Perform a Function Check on an M60 Machine Gun
071-312-3027	Load an M60 Machine Gun
071-312-3028	Unload an M60 Machine Gun
071-312-3029	Correct Malfunctions of an M60 Machine Gun
071-312-3031	Engage Targets with an M60 Machine Gun

#### SUPPORTING COLLECTIVE TASKS

Task Number	Task Title
05-2-0100	Coordinate the Synchronization and Integration of Fire Support (FS)
05-2-7008	Prepare an Operation Order (OPORD) (Company/Platoon)

#### OPFOR TASKS AND STANDARDS

**TASK:** Attack (5-OPFOR-0001)

**CONDITION:** The opposing forces (OPFOR) element has located the enemy. The priority intelligence requirements (PIR) and other intelligence requirements have been obtained by OPFOR patrols. The OPFOR element has automatic and antiarmor weapons and light mortars.

**STANDARD:** The OPFOR element attempts to seize the terrain, vehicles, or equipment. 1. Develops an attack plan. 2. Surprises the enemy unit's main body. 3. Initiates the attack using a scheme of maneuver that exploits the enemy's flanks, gaps, and weaknesses. 4. Uses covered and concealed routes to approach the enemy forces' flanks, gaps, or weakly held areas. 5. Employs indirect fire to support the attack. 6. Penetrates enemy defenses. 7. Destroys equipment and supplies. 8. Inflicts heavy casualties. 9. Isolates the combat service support (CSS) base by blocking reinforcements. 10. Forces enemy units to displace. 11. Avoids being fixed in one position. 12. Withdraws before the CSS base is reinforced with tactical combat forces.

**TASK:** Maintain Contact (5-OPFOR-0003)

**CONDITION:** The opposing forces (OPFOR) element is engaged with enemy base defense forces. The enemy forces are withdrawing under pressure.

**STANDARD:** The OPFOR element maintains enemy contact while the enemy withdraws. 1. Engages the enemy forces decisively. 2. Advances the OPFOR as the enemy forces withdraw. 3. Inflicts heavy casualties. 4. Captures the members of the enemy force. 5. Captures documents and equipment. 6. Safeguards captured documents, equipment, and personnel.

**TASK:** Conduct an Ambush (5-OPFOR-0007)

**CONDITION:** The enemy is moving in a convoy. The opposing forces (OPFOR) element is positioned along the enemy's route.

**STANDARD:** The OPFOR element inflicts casualties on the enemy and causes vehicle and equipment damage. 1. Prepares an ambush site before the element arrives. 2. Surprises march element forces. 3. Inflicts heavy casualties within the designated kill zone. 4. Inflicts heavy damage to vehicles and equipment within the designated kill zone. 5. Delays the march element from reaching a specified destination for a specified period of time. 6. Withdraws on order. 7. Sustains no casualties. 8. Reports actions to superiors.

**TASK:** Surrender to the Capturing Unit on the Battlefield (5-OPFOR-0024)

**CONDITION:** The enemy has captured the opposing forces (OPFOR) element's soldiers, documents, and equipment sensitive to the OPFOR tactical operations.

**STANDARD:** The OPFOR soldiers retain or destroy documents and equipment. The OPFOR element surrenders documents and equipment of no tactical use to the enemy and attempts to conceal or destroy items of tactical value. The OPFOR element attempts escape and evasion. 1. Prevents the successful capture of documents and equipment. 2. Destroys documents and equipment. 3. Removes identifying markings from equipment. 4. Removes unit-identifying insignia. 5. Provides misleading information. 6. Plans an escape. 7. Delays movement to the nearest collection point. 8. Prevents safeguarding of enemy prisoners of war (EPWs) in order to cause embarrassment to the United States (US).

**TASK:** Conduct a Raid (5-OPFOR-0004)

**CONDITION:** The opposing forces (OPFOR) element has occupied an objective rally point and has orders to conduct a raid on a combat service support (CSS) base.

**STANDARD:** The OPFOR element infiltrates the enemy's base and destroys all of the targets. 1. Surprises the enemy forces. 2. Assaults the support base and accomplishes the assigned tasks. 3. Destroys the specified equipment and supplies. 4. Avoids being decisively engaged. 5. Withdraws all personnel from the objective areas within the time prescribed. 6. Obtains all priority intelligence requirements (PIR) from the raid site. 7. Sustains only light casualties from enemy fire.

**TASK:** Conduct an Attack (5-OPFOR-0008)

**CONDITION:** The enemy is conducting tactical operations. The opposing forces (OPFOR) element receives orders to attack the enemy, the area of occupation, or the main supply route (MSR) with smoke.

**STANDARD:** The OPFOR element disrupts the enemy's movement and smoke operations. 1. Determines the delivery method of the smoke attack. 2. Locates the target. 3. Delivers the smoke attack downwind. 4. Attacks the enemy with smoke, and surge attacks when the enemy responds to the smoke.

**TASK:** Disrupt Construction of Vehicle Fighting Positions (5-OPFOR-0020)

**CONDITION:** The opposing forces (OPFOR) element has located the enemy. The priority intelligence requirements (PIR) and other intelligence obtained by OPFOR patrols indicate the enemy is constructing vehicle fighting positions within its defensive area. The OPFOR element has automatic and antiarmor weapons and light mortars.

**STANDARD:** The OPFOR element attempts to disrupt the enemy's efforts to establish vehicle fighting positions. 1. Locates the defensive area. 2. Surprises the main body. 3. Penetrates the defensive area with squad-size probes. 4. Inflicts casualties on the unit. 5. Destroys vehicles. 6. Disrupts the unit's preparations (prevents or delays beyond the unit's allotted time).

**TASK:** Defeat Obstacles (5-OPFOR-0009)

**CONDITION:** The opposing forces (OPFOR) element encounters an obstacle that blocks the avenue of approach as it advances upon the enemy forces.

**STANDARD:** The OPFOR element bypasses or breaches the enemy obstacle. 1. Detects the obstacle before halting its main body. 2. Defeats the obstacle. a. Bypasses the obstacle without entering the engagement areas. b. Breaches the obstacle within 45 minutes and passes its entire force through the obstacle. 3. Does not incur degradation to the point that the mission must be discontinued.

**TASK:** Disrupt an Engineer Reconnaissance (5-OPFOR-0022)

**CONDITION:** The enemy is conducting an engineer reconnaissance. The opposing forces (OPFOR) element is positioned along the enemy's route.

**STANDARD:** The OPFOR element disrupts an engineer reconnaissance. 1. Prevents the unit from meeting its specified time schedule. 2. Forces the unit to deviate from its specified route. 3. Prevents the unit from accomplishing its assigned engineer reconnaissance. 4. Surprises the unit conducting the reconnaissance.

**TASK:** Conduct an Aerial Reconnaissance (5-OPFOR-0010)

**CONDITION:** The opposing forces (OPFOR) headquarters (HQ) element requires intelligence on the locations and identification of enemy elements. An aircraft is dispatched to take photographs and make a visual inspection of the enemy rear area.

**STANDARD:** The OPFOR element gathers photograph intelligence of the enemy. 1. Photographs the assigned sectors. 2. Makes quick visual checks where the ceiling is low. 3. Locates enemy positions in the area, particularly support and storage bases, and command and control (C2) facilities. 4. Sustains no loss of aircraft. 5. Reports priority intelligence requirements (PIR) and other information requirements to the OPFOR HQ.

**TASK:** Conduct Terrorist and Saboteur Attacks (5-OPFOR-0005)

**CONDITION:** The opposing forces (OPFOR) element dispatches small teams into the enemy's rear area to disrupt combat service support (CSS) operations.

**STANDARD:** The enemy sustains disrupted command and control (C2), destroyed equipment and supplies, and light casualties. 1. Locates rear support bases and C2 facilities. 2. Delays and disrupts CSS operations through probes. 3. Infiltrates CSS bases to conduct sabotage and terrorist activities. 4. Inflicts light casualties. 5. Destroys supplies and equipment.

**TASK:** Disrupt a Route Reconnaissance (5-OPFOR-0021)

**CONDITION:** The enemy is conducting a route reconnaissance. The opposing forces (OPFOR) element is positioned along the enemy's route.

**STANDARD:** The OPFOR element attempts to disrupt a squad/section conducting a route reconnaissance. 1. Prevents the unit from meeting its specified time schedule. 2. Forces the unit to deviate from its specified route. 3. Prevents the unit from reaching its assigned destination. 4. Surprises the squad/section. 5. Inflicts casualties on the unit.

**TASK:** Disrupt a Net Control Station (NCS) (5-OPFOR-0019)

**CONDITION:** The enemy has established a NCS. The opposing forces (OPFOR) element has radio and jamming equipment.

**STANDARD:** The OPFOR element attempts to disrupt an NCS. 1. Attempts to locate the radio frequency that the unit is operating on. 2. Attempts to enter the radio net. 3. Attempts to issue "bogus" orders to a unit on the net. 4. Jams the radio frequency and forces the unit to go to an alternate frequency.

**TASK:** Disrupt Defensive Preparations (5-OPFOR-0018)

**CONDITION:** The opposing forces (OPFOR) element has located the enemy. Priority intelligence requirements (PIR) and other intelligence requirements obtained by OPFOR patrols indicate that the enemy elements are establishing defensive positions. The OPFOR element has automatic and antiarmor weapons and light mortars.

**STANDARD:** The OPFOR element disrupts and delays the enemy's defensive preparations. 1. Locates and penetrates the enemy's security system. 2. Forces the enemy to delay defensive preparations. 3. Disrupts the enemy's obstacle preparations.

**TASK:** Disrupt Quartermaster Operations (5-OPFOR-0017)

**CONDITION:** The enemy is conducting quartermaster operations. It has established an assembly area (AA) but has not moved in the main body.

**STANDARD:** The opposing forces (OPFOR) element attempts to disrupt quartermaster operations and infiltrate the enemy's AA. 1. Locates the quartermaster and the AA. 2. Surprises the main body. 3. Penetrates the AA with squad-size probes. 4. Inflicts personnel casualties and vehicle damage. 5. Disrupts the unit's preparations (prevents or delays beyond the unit's allotted time).

**TASK:** Disrupt Enemy Movement and Operations Using Tactical Nuclear Weapons (5-OPFOR-0016)

**CONDITION:** The opposing forces (OPFOR) element has located the enemy. Priority intelligence requirements (PIR) and other intelligence requirements have been obtained by OPFOR patrols. Tactical nuclear weapons are employed against key locations in the rear area.

**STANDARD:** The OPFOR element disrupts enemy movement and operations. 1. Disrupts or delays the movement of the enemy's equipment and supplies to the forward areas. 2. Destroys enemy equipment and supplies. 3. Inflicts a high rate of nuclear casualties among the enemy forces. 4. Denies the enemy the use of specified areas. 5. Contaminates the enemy's equipment and supplies.

**TASK:** Disrupt Enemy Movement and Operations Using Persistent and Nonpersistent Chemical Weapons (5-OPFOR-0015)

**CONDITION:** The opposing forces (OPFOR) element has located the enemy. Priority intelligence requirements (PIR) and other intelligence requirements have been obtained by OPFOR patrols. The OPFOR units deliver chemical agents, by means of conventional artillery weapons or aircraft, along selected supply routes and key bases in the rear area.

**STANDARD:** The OPFOR element disrupts enemy movement and operations using persistent and nonpersistent chemical weapons. 1. Delivers chemical agents in low and densely wooded areas. 2. Delays the movement of enemy supplies and equipment to the forward areas. 3. Restricts the movement of the enemy units in the rear area. 4. Channels the movement of enemy units into predesignated ambush areas. 5. Contaminates enemy supplies and equipment. 6. Inflicts a high rate of casualties on enemy forces.

**TASK:** Counter Passage of Lines (5-OPFOR-0012)

**CONDITION:** Enemy forces are in defensive positions, but they are expected to attempt passage-of-lines operations. The opposing forces (OPFOR) received orders to disrupt enemy passage-of-lines operations.

**STANDARD:** The OPFOR element delays or prevents enemy passage of lines. 1. Delays the passage. 2. Prevents the company from moving all personnel through the stationary unit. 3. Engages the main body of either the moving or the stationary unit.

**TASK:** Disrupt Movement (5-OPFOR-0014)

**CONDITION:** The enemy is expected to move through the opposing forces (OPFOR) element's area of operations. The OPFOR element has received an operation order (OPORD) or fragmentary order (FRAGO) to disrupt enemy movement. The enemy has the capability to defend with direct fire and antiarmor weapons.

**STANDARD:** The OPFOR element delays enemy movement. 1. Delays the element. 2. Forces the element to deviate from its route. 3. Prevents the element from reaching its destination. 4. Surprises the element's main body.

**TASK:** Disrupt Assembly Area (AA) Activities (5-OPFOR-0013)

**CONDITION:** Intelligence reports indicate that platoon- and company-size enemy units are operating in the opposing forces (OPFOR) area of operations. Enemy units can defend from AAs with direct fire, antiarmor weapons, and indirect fire. The enemy has close air support (CAS) and nuclear, biological, and chemical (NBC) capabilities.

**STANDARD:** The OPFOR element locates and disrupts the enemy's AA activities. 1. Locates the element's AA. 2. Probes the AA with squad- or team-size elements. 3. Inflicts more than 5 percent casualties on the element. 4. Disrupts the element's preparations (prevents or delays beyond the element's allotted time).

**TASK:** Conduct Sniper Operations (5-OPFOR-0006)

**CONDITION:** The opposing forces (OPFOR) element has assigned snipers (regular or irregular elements) in the enemy's rear area along the main supply route (MSR) and near support sites.

**STANDARD:** The OPFOR element kills or wounds targets. 1. Sets up a well-concealed location. 2. Engages vehicle drivers or personnel on foot with short bursts of semiautomatic fire. 3. Kills or wounds selected targets. 4. Prevents the position from being discovered by enemy forces. 5. Evacuates the area without being spotted. 6. Reports all specified priority intelligence requirements (PIR) and other intelligence requirements to the OPFOR headquarters (HQ).

**TASK:** Conduct Air Attacks (5-OPFOR-0002)

**CONDITION:** The opposing forces (OPFOR) element in the rear area has forwarded the positions of the enemy support sites or the locations of moving elements. The OPFOR aircraft have been dispatched to attack enemy installations or convoys.

**STANDARD:** The OPFOR element attempts to delay, disrupt, or damage the enemy targets by air. 1. Locates the target (support sites or convoys). 2. Makes attack runs on the designated targets. 3. Inflicts heavy damage to the selected target. 4. Sustains no loss of aircraft. 5. Delays moving the force for more than one hour.

**TASK:** Defend a Minefield (5-OPFOR-0023)

**CONDITION:** The enemy is conducting a minefield sweeping operation. The opposing forces (OPFOR) element has a minefield placed in the enemy's path. The minefield is under constant observation and fire.

**STANDARD:** The OPFOR element defends a minefield against an enemy element conducting a minefield sweeping operation. 1. Prevents the unit from detecting the obstacle. 2. Disrupts the minefield sweeping operation. 3. Prevents the unit from conducting the minefield sweeping operation, prevents the unit from moving all personnel through the breach or delays the completion of the minefield sweeping operation for more than 45 minutes.



**ELEMENTS:** Three Combat Mobility Platoons  
 Nine Combat Engineer Squads  
 Mobility Support Platoon  
 Three Mobility Sections

**TASK:** Establish a Hasty Position (05-3-1226)  
 (FM 7-7)

**ITERATION:** 1 2 3 4 5 M (Circle)

**COMMANDER/LEADER ASSESSMENT:** T P U (Circle)

**CONDITIONS:** The platoon is ordered by the company commander to halt for an indefinite period. The platoon leader orders the platoon to establish hasty fighting positions. Digital units have performed functionality checks, and systems are operational. Some iterations of this task should be performed in MOPP4.

**TASK STANDARDS:** The platoon establishes local security and tenable defensive positions, which provides early warning and protection from the enemy attack. Digital units update friendly locations and send and receive reports or orders using frequency-modulated (FM) or digital means. The platoon is not surprised by the enemy. The time required to perform this task is increased when conducting it in mission-oriented protection posture (MOPP) 4.

TASK STEPS AND PERFORMANCE MEASURES	GO	NO-GO
<p>* 1. The leaders conduct a reconnaissance of tentative fighting positions. The--</p> <ul style="list-style-type: none"> <li>a. Drivers stopped the vehicles in covered and concealed positions.</li> <li>b. Personnel dismounted and assumed tentative hasty fighting positions.</li> <li>c. Leaders checked the tentative positions.</li> <li>d. Leaders designated sectors and general locations for observation posts (OPs), vehicles, M60s, squad automatic weapons (SAWs), and AT4s.</li> </ul> <p>NOTE: At night, leaders take special precautions in designating positions. They reconnoiter the area first, position the OPs, and then have guides bring the other members into position.</p> <p>2. The designated security or OP team moves to an assigned position and sets up security.</p> <p>3. The platoon members prepare designated positions.</p> <p>* 4. The vehicle commanders guide the vehicles into existing hull-down, covered and concealed positions, such as reverse slopes, ravines, saddles, ditches, and draws.</p> <p>* 5. The platoon leader assigns each vehicle a primary forward position, at least one alternate position, and a sector of fire.</p> <p>* 6. The platoon leader assigns each rifle team to a primary and alternate position, crew-served weapons to a sector of fire, and AT4s to cover likely avenues of approach.</p> <p>7. The soldiers prepare prone positions at least 50 centimeters deep, using holes and ditches if available.</p> <p>* 8. The leaders rapidly check positions selected by platoon members.</p> <p>NOTE: At this point, the platoon leader may begin a more deliberate defense. The platoon leader selects exact fighting positions, coordinates with adjacent elements,</p>		

TASK STEPS AND PERFORMANCE MEASURES	GO	NO-GO
and so forth. The platoon members prepare positions according to the platoon leader's order or the unit's standing operating procedure (SOP). Digital units update the Army Battle Command System (ABCS) according to the unit's tactical standing operating procedure (TACSOP) to provide current situational awareness.		

TASK PERFORMANCE / EVALUATION SUMMARY BLOCK							
ITERATION	1	2	3	4	5	M	TOTAL
TOTAL TASK STEPS EVALUATED							
TOTAL TASK STEPS "GO"							
TRAINING STATUS "GO"/"NO-GO"							

"\*" indicates a leader task step.

#### SUPPORTING INDIVIDUAL TASKS

Task Number	Task Title
071-326-0513	Select Temporary Fighting Positions
071-326-0515	Select a Movement Route Using a Map
071-326-5705	Establish an Observation Post

#### SUPPORTING COLLECTIVE TASKS

Task Number	Task Title
05-2-0301	Camouflage Vehicles and Equipment

#### OPFOR TASKS AND STANDARDS

**TASK:** Surrender to the Capturing Unit on the Battlefield (5-OPFOR-0024)

**CONDITION:** The enemy has captured the opposing forces (OPFOR) element's soldiers, documents, and equipment sensitive to the OPFOR tactical operations.

**STANDARD:** The OPFOR soldiers retain or destroy documents and equipment. The OPFOR element surrenders documents and equipment of no tactical use to the enemy and attempts to conceal or destroy items of tactical value. The OPFOR element attempts escape and evasion. 1. Prevents the successful capture of documents and equipment. 2. Destroys documents and equipment. 3. Removes identifying markings from equipment. 4. Removes unit-identifying insignia. 5. Provides misleading information. 6. Plans an escape. 7. Delays movement to the nearest collection point. 8. Prevents safeguarding of enemy prisoners of war (EPWs) in order to cause embarrassment to the United States (US).

**TASK:** Disrupt Defensive Preparations (5-OPFOR-0018)

**CONDITION:** The opposing forces (OPFOR) element has located the enemy. Priority intelligence requirements (PIR) and other intelligence requirements obtained by OPFOR patrols indicate that the enemy elements are establishing defensive positions. The OPFOR element has automatic and antiarmor weapons and light mortars.

**STANDARD:** The OPFOR element disrupts and delays the enemy's defensive preparations. 1. Locates and penetrates the enemy's security system. 2. Forces the enemy to delay defensive preparations. 3. Disrupts the enemy's obstacle preparations.

**TASK:** Maintain Contact (5-OPFOR-0003)

**CONDITION:** The opposing forces (OPFOR) element is engaged with enemy base defense forces. The enemy forces are withdrawing under pressure.

**STANDARD:** The OPFOR element maintains enemy contact while the enemy withdraws. 1. Engages the enemy forces decisively. 2. Advances the OPFOR as the enemy forces withdraw. 3. Inflicts heavy casualties. 4. Captures the members of the enemy force. 5. Captures documents and equipment. 6. Safeguards captured documents, equipment, and personnel.

**TASK:** Conduct a Raid (5-OPFOR-0004)

**CONDITION:** The opposing forces (OPFOR) element has occupied an objective rally point and has orders to conduct a raid on a combat service support (CSS) base.

**STANDARD:** The OPFOR element infiltrates the enemy's base and destroys all of the targets. 1. Surprises the enemy forces. 2. Assaults the support base and accomplishes the assigned tasks. 3. Destroys the specified equipment and supplies. 4. Avoids being decisively engaged. 5. Withdraws all personnel from the objective areas within the time prescribed. 6. Obtains all priority intelligence requirements (PIR) from the raid site. 7. Sustains only light casualties from enemy fire.

**TASK:** Conduct an Attack (5-OPFOR-0008)

**CONDITION:** The enemy is conducting tactical operations. The opposing forces (OPFOR) element receives orders to attack the enemy, the area of occupation, or the main supply route (MSR) with smoke.

**STANDARD:** The OPFOR element disrupts the enemy's movement and smoke operations. 1. Determines the delivery method of the smoke attack. 2. Locates the target. 3. Delivers the smoke attack downwind. 4. Attacks the enemy with smoke, and surge attacks when the enemy responds to the smoke.

**TASK:** Conduct an Aerial Reconnaissance (5-OPFOR-0010)

**CONDITION:** The opposing forces (OPFOR) headquarters (HQ) element requires intelligence on the locations and identification of enemy elements. An aircraft is dispatched to take photographs and make a visual inspection of the enemy rear area.

**STANDARD:** The OPFOR element gathers photograph intelligence of the enemy. 1. Photographs the assigned sectors. 2. Makes quick visual checks where the ceiling is low. 3. Locates enemy positions in the area, particularly support and storage bases, and command and control (C2) facilities. 4. Sustains no loss of aircraft. 5. Reports priority intelligence requirements (PIR) and other information requirements to the OPFOR HQ.

**TASK:** Disrupt a Net Control Station (NCS) (5-OPFOR-0019)

**CONDITION:** The enemy has established a NCS. The opposing forces (OPFOR) element has radio and jamming equipment.

**STANDARD:** The OPFOR element attempts to disrupt an NCS. 1. Attempts to locate the radio frequency that the unit is operating on. 2. Attempts to enter the radio net. 3. Attempts to issue "bogus" orders to a unit on the net. 4. Jams the radio frequency and forces the unit to go to an alternate frequency.

**TASK:** Disrupt Construction of Vehicle Fighting Positions (5-OPFOR-0020)

**CONDITION:** The opposing forces (OPFOR) element has located the enemy. The priority intelligence requirements (PIR) and other intelligence obtained by OPFOR patrols indicate the enemy is constructing vehicle fighting positions within its defensive area. The OPFOR element has automatic and antiarmor weapons and light mortars.

**STANDARD:** The OPFOR element attempts to disrupt the enemy's efforts to establish vehicle fighting positions. 1. Locates the defensive area. 2. Surprises the main body. 3. Penetrates the defensive area with squad-size probes. 4. Inflicts casualties on the unit. 5. Destroys vehicles. 6. Disrupts the unit's preparations (prevents or delays beyond the unit's allotted time).

**TASK:** Defeat Obstacles (5-OPFOR-0009)

**CONDITION:** The opposing forces (OPFOR) element encounters an obstacle that blocks the avenue of approach as it advances upon the enemy forces.

**STANDARD:** The OPFOR element bypasses or breaches the enemy obstacle. 1. Detects the obstacle before halting its main body. 2. Defeats the obstacle. a. Bypasses the obstacle without entering the engagement areas. b. Breaches the obstacle within 45 minutes and passes its entire force through the obstacle. 3. Does not incur degradation to the point that the mission must be discontinued.

**TASK:** Disrupt an Engineer Reconnaissance (5-OPFOR-0022)

**CONDITION:** The enemy is conducting an engineer reconnaissance. The opposing forces (OPFOR) element is positioned along the enemy's route.

**STANDARD:** The OPFOR element disrupts an engineer reconnaissance. 1. Prevents the unit from meeting its specified time schedule. 2. Forces the unit to deviate from its specified route. 3. Prevents the unit from accomplishing its assigned engineer reconnaissance. 4. Surprises the unit conducting the reconnaissance.

**TASK:** Conduct an Ambush (5-OPFOR-0007)

**CONDITION:** The enemy is moving in a convoy. The opposing forces (OPFOR) element is positioned along the enemy's route.

**STANDARD:** The OPFOR element inflicts casualties on the enemy and causes vehicle and equipment damage. 1. Prepares an ambush site before the element arrives. 2. Surprises march element forces. 3. Inflicts heavy casualties within the designated kill zone. 4. Inflicts heavy damage to vehicles and equipment within the designated kill zone. 5. Delays the march element from reaching a specified destination for a specified period of time. 6. Withdraws on order. 7. Sustains no casualties. 8. Reports actions to superiors.

**TASK:** Conduct Terrorist and Saboteur Attacks (5-OPFOR-0005)

**CONDITION:** The opposing forces (OPFOR) element dispatches small teams into the enemy's rear area to disrupt combat service support (CSS) operations.

**STANDARD:** The enemy sustains disrupted command and control (C2), destroyed equipment and supplies, and light casualties. 1. Locates rear support bases and C2 facilities. 2. Delays and disrupts CSS operations through probes. 3. Infiltrates CSS bases to conduct sabotage and terrorist activities. 4. Inflicts light casualties. 5. Destroys supplies and equipment.

**TASK:** Disrupt a Route Reconnaissance (5-OPFOR-0021)

**CONDITION:** The enemy is conducting a route reconnaissance. The opposing forces (OPFOR) element is positioned along the enemy's route.

**STANDARD:** The OPFOR element attempts to disrupt a squad/section conducting a route reconnaissance. 1. Prevents the unit from meeting its specified time schedule. 2. Forces the unit to deviate from its specified route. 3. Prevents the unit from reaching its assigned destination. 4. Surprises the squad/section. 5. Inflicts casualties on the unit.

**TASK:** Disrupt Quartering Party Operations (5-OPFOR-0017)

**CONDITION:** The enemy is conducting quartering party operations. It has established an assembly area (AA) but has not moved in the main body.

**STANDARD:** The opposing forces (OPFOR) element attempts to disrupt quartering party operations and infiltrate the enemy's AA. 1. Locates the quartering party and the AA. 2. Surprises the main body. 3. Penetrates the AA with squad-size probes. 4. Inflicts personnel casualties and vehicle damage. 5. Disrupts the unit's preparations (prevents or delays beyond the unit's allotted time).

**TASK:** Disrupt Enemy Movement and Operations Using Tactical Nuclear Weapons (5-OPFOR-0016)

**CONDITION:** The opposing forces (OPFOR) element has located the enemy. Priority intelligence requirements (PIR) and other intelligence requirements have been obtained by OPFOR patrols. Tactical nuclear weapons are employed against key locations in the rear area.

**STANDARD:** The OPFOR element disrupts enemy movement and operations. 1. Disrupts or delays the movement of the enemy's equipment and supplies to the forward areas. 2. Destroys enemy equipment and supplies. 3. Inflicts a high rate of nuclear casualties among the enemy forces. 4. Denies the enemy the use of specified areas. 5. Contaminates the enemy's equipment and supplies.

**TASK:** Disrupt Enemy Movement and Operations Using Persistent and Nonpersistent Chemical Weapons (5-OPFOR-0015)

**CONDITION:** The opposing forces (OPFOR) element has located the enemy. Priority intelligence requirements (PIR) and other intelligence requirements have been obtained by OPFOR patrols. The OPFOR units deliver chemical agents, by means of conventional artillery weapons or aircraft, along selected supply routes and key bases in the rear area.

**STANDARD:** The OPFOR element disrupts enemy movement and operations using persistent and nonpersistent chemical weapons. 1. Delivers chemical agents in low and densely wooded areas. 2. Delays the movement of enemy supplies and equipment to the forward areas. 3. Restricts the movement of the enemy units in the rear area. 4. Channels the movement of enemy units into predesignated ambush areas. 5. Contaminates enemy supplies and equipment. 6. Inflicts a high rate of casualties on enemy forces.

**TASK:** Counter Passage of Lines (5-OPFOR-0012)

**CONDITION:** Enemy forces are in defensive positions, but they are expected to attempt passage-of-lines operations. The opposing forces (OPFOR) received orders to disrupt enemy passage-of-lines operations.

**STANDARD:** The OPFOR element delays or prevents enemy passage of lines. 1. Delays the passage. 2. Prevents the company from moving all personnel through the stationary unit. 3. Engages the main body of either the moving or the stationary unit.

**TASK:** Disrupt Movement (5-OPFOR-0014)

**CONDITION:** The enemy is expected to move through the opposing forces (OPFOR) element's area of operations. The OPFOR element has received an operation order (OPORD) or fragmentary order (FRAGO) to disrupt enemy movement. The enemy has the capability to defend with direct fire and antiarmor weapons.

**STANDARD:** The OPFOR element delays enemy movement. 1. Delays the element. 2. Forces the element to deviate from its route. 3. Prevents the element from reaching its destination. 4. Surprises the element's main body.

**TASK:** Disrupt Assembly Area (AA) Activities (5-OPFOR-0013)

**CONDITION:** Intelligence reports indicate that platoon- and company-size enemy units are operating in the opposing forces (OPFOR) area of operations. Enemy units can defend from AAs with direct fire, antiarmor weapons, and indirect fire. The enemy has close air support (CAS) and nuclear, biological, and chemical (NBC) capabilities.

**STANDARD:** The OPFOR element locates and disrupts the enemy's AA activities. 1. Locates the element's AA. 2. Probes the AA with squad- or team-size elements. 3. Inflicts more than 5 percent casualties on the element. 4. Disrupts the element's preparations (prevents or delays beyond the element's allotted time).

**TASK:** Conduct Sniper Operations (5-OPFOR-0006)

**CONDITION:** The opposing forces (OPFOR) element has assigned snipers (regular or irregular elements) in the enemy's rear area along the main supply route (MSR) and near support sites.

**STANDARD:** The OPFOR element kills or wounds targets. 1. Sets up a well-concealed location. 2. Engages vehicle drivers or personnel on foot with short bursts of semiautomatic fire. 3. Kills or wounds selected targets. 4. Prevents the position from being discovered by enemy forces. 5. Evacuates the area without being spotted. 6. Reports all specified priority intelligence requirements (PIR) and other intelligence requirements to the OPFOR headquarters (HQ).

**TASK:** Conduct Air Attacks (5-OPFOR-0002)

**CONDITION:** The opposing forces (OPFOR) element in the rear area has forwarded the positions of the enemy support sites or the locations of moving elements. The OPFOR aircraft have been dispatched to attack enemy installations or convoys.

**STANDARD:** The OPFOR element attempts to delay, disrupt, or damage the enemy targets by air. 1. Locates the target (support sites or convoys). 2. Makes attack runs on the designated targets. 3. Inflicts heavy damage to the selected target. 4. Sustains no loss of aircraft. 5. Delays moving the force for more than one hour.

**TASK:** Attack (5-OPFOR-0001)

**CONDITION:** The opposing forces (OPFOR) element has located the enemy. The priority intelligence requirements (PIR) and other intelligence requirements have been obtained by OPFOR patrols. The OPFOR element has automatic and antiarmor weapons and light mortars.

**STANDARD:** The OPFOR element attempts to seize the terrain, vehicles, or equipment. 1. Develops an attack plan. 2. Surprises the enemy unit's main body. 3. Initiates the attack using a scheme of maneuver that exploits the enemy's flanks, gaps, and weaknesses. 4. Uses covered and concealed routes to approach the enemy forces' flanks, gaps, or weakly held areas. 5. Employs indirect fire to support the attack. 6. Penetrates enemy defenses. 7. Destroys equipment and supplies. 8. Inflicts heavy casualties. 9. Isolates the combat service support (CSS) base by blocking reinforcements. 10. Forces enemy units to displace. 11. Avoids being fixed in one position. 12. Withdraws before the CSS base is reinforced with tactical combat forces.

**TASK:** Defend a Minefield (5-OPFOR-0023)

**CONDITION:** The enemy is conducting a minefield sweeping operation. The opposing forces (OPFOR) element has a minefield placed in the enemy's path. The minefield is under constant observation and fire.

**STANDARD:** The OPFOR element defends a minefield against an enemy element conducting a minefield sweeping operation. 1. Prevents the unit from detecting the obstacle. 2. Disrupts the minefield sweeping operation. 3. Prevents the unit from conducting the minefield sweeping operation, prevents the unit from moving all personnel through the breach or delays the completion of the minefield sweeping operation for more than 45 minutes.

**ELEMENT:** Company Headquarters**TASK:** Secure at a Halt (05-3-1232)  
(FM 7-7)**ITERATION:** 1 2 3 4 5 M (Circle)**COMMANDER/LEADER ASSESSMENT:** T P U (Circle)**CONDITIONS:** The unit is moving while mounted when the unit leader orders a halt. Digital units have performed functionality checks, and systems are operational. Some iterations of this task should be performed in MOPP4.**TASK STANDARDS:** Within one minute of notification, vehicle commanders move their vehicles into a herringbone or coil formation, using available cover and concealment. Digital units send and receive requests, reports, and orders via frequency-modulated (FM) or digital means. The unit is not surprised by the enemy. The time required to perform this task is increased when conducting it in mission-oriented protection posture (MOPP) 4.

TASK STEPS AND PERFORMANCE MEASURES	GO	NO-GO
<p>* 1. The unit leader gives the signal to halt the unit. The unit halts in a--</p> <ul style="list-style-type: none"> <li>a. Herringbone formation (temporary halt during a tactical road march or movement in a column formation).</li> <li>b. Coil formation (prolonged halt or when 360-degree security is necessary).</li> </ul> <p>NOTE: The unit leader ensures that each vehicle commander positions his vehicle using available cover and concealment as part of the selected formation within 1 minute.</p> <p>* 2. The vehicle commander ensures that security is maintained by either keeping the element mounted or dismounting all or part of the element based on the mission, enemy, terrain, troops, time available, and civilian considerations (METT-TC).</p> <ul style="list-style-type: none"> <li>a. Ensured that element members, including air guards, continued to observe designated sectors.</li> <li>b. Ensured that members manned and directed crew-served weapons toward assigned sectors.</li> <li>c. Ensured that the dismounted element members assumed hasty fighting positions.</li> </ul> <p>* 3. The vehicle commanders take appropriate action at the halt.</p> <ul style="list-style-type: none"> <li>a. Maintained visual, digital, or radio communication with the unit leader.</li> <li>b. Conducted during-operation maintenance according to the applicable technical manual (TM) as time permitted.</li> <li>c. Refueled vehicles and resupplied needed supplies, if necessary.</li> </ul>		

TASK PERFORMANCE / EVALUATION SUMMARY BLOCK							
ITERATION	1	2	3	4	5	M	TOTAL
TOTAL TASK STEPS EVALUATED							
TOTAL TASK STEPS "GO"							
TRAINING STATUS "GO"/"NO-GO"							

"\*" indicates a leader task step.



**SUPPORTING INDIVIDUAL TASKS: NONE****SUPPORTING COLLECTIVE TASKS**

<b>Task Number</b>	<b>Task Title</b>
05-2-1024	Conduct Combat Refueling Operations

**OPFOR TASKS AND STANDARDS****TASK:** Attack (5-OPFOR-0001)

**CONDITION:** The opposing forces (OPFOR) element has located the enemy. The priority intelligence requirements (PIR) and other intelligence requirements have been obtained by OPFOR patrols. The OPFOR element has automatic and antiarmor weapons and light mortars.

**STANDARD:** The OPFOR element attempts to seize the terrain, vehicles, or equipment. 1. Develops an attack plan. 2. Surprises the enemy unit's main body. 3. Initiates the attack using a scheme of maneuver that exploits the enemy's flanks, gaps, and weaknesses. 4. Uses covered and concealed routes to approach the enemy forces' flanks, gaps, or weakly held areas. 5. Employs indirect fire to support the attack. 6. Penetrates enemy defenses. 7. Destroys equipment and supplies. 8. Inflicts heavy casualties. 9. Isolates the combat service support (CSS) base by blocking reinforcements. 10. Forces enemy units to displace. 11. Avoids being fixed in one position. 12. Withdraws before the CSS base is reinforced with tactical combat forces.

**TASK:** Conduct an Ambush (5-OPFOR-0007)

**CONDITION:** The enemy is moving in a convoy. The opposing forces (OPFOR) element is positioned along the enemy's route.

**STANDARD:** The OPFOR element inflicts casualties on the enemy and causes vehicle and equipment damage. 1. Prepares an ambush site before the element arrives. 2. Surprises march element forces. 3. Inflicts heavy casualties within the designated kill zone. 4. Inflicts heavy damage to vehicles and equipment within the designated kill zone. 5. Delays the march element from reaching a specified destination for a specified period of time. 6. Withdraws on order. 7. Sustains no casualties. 8. Reports actions to superiors.

**TASK:** Surrender to the Capturing Unit on the Battlefield (5-OPFOR-0024)

**CONDITION:** The enemy has captured the opposing forces (OPFOR) element's soldiers, documents, and equipment sensitive to the OPFOR tactical operations.

**STANDARD:** The OPFOR soldiers retain or destroy documents and equipment. The OPFOR element surrenders documents and equipment of no tactical use to the enemy and attempts to conceal or destroy items of tactical value. The OPFOR element attempts escape and evasion. 1. Prevents the successful capture of documents and equipment. 2. Destroys documents and equipment. 3. Removes identifying markings from equipment. 4. Removes unit-identifying insignia. 5. Provides misleading information. 6. Plans an escape. 7. Delays movement to the nearest collection point. 8. Prevents safeguarding of enemy prisoners of war (EPWs) in order to cause embarrassment to the United States (US).

**TASK:** Defend a Minefield (5-OPFOR-0023)

**CONDITION:** The enemy is conducting a minefield sweeping operation. The opposing forces (OPFOR) element has a minefield placed in the enemy's path. The minefield is under constant observation and fire.

**STANDARD:** The OPFOR element defends a minefield against an enemy element conducting a minefield sweeping operation. 1. Prevents the unit from detecting the obstacle. 2. Disrupts the minefield sweeping operation. 3. Prevents the unit from conducting the minefield sweeping operation, prevents the unit from moving all personnel through the breach or delays the completion of the minefield sweeping operation for more than 45 minutes.

**TASK:** Maintain Contact (5-OPFOR-0003)

**CONDITION:** The opposing forces (OPFOR) element is engaged with enemy base defense forces. The enemy forces are withdrawing under pressure.

**STANDARD:** The OPFOR element maintains enemy contact while the enemy withdraws. 1. Engages the enemy forces decisively. 2. Advances the OPFOR as the enemy forces withdraw. 3. Inflicts heavy casualties. 4. Captures the members of the enemy force. 5. Captures documents and equipment. 6. Safeguards captured documents, equipment, and personnel.

**TASK:** Conduct a Raid (5-OPFOR-0004)

**CONDITION:** The opposing forces (OPFOR) element has occupied an objective rally point and has orders to conduct a raid on a combat service support (CSS) base.

**STANDARD:** The OPFOR element infiltrates the enemy's base and destroys all of the targets. 1. Surprises the enemy forces. 2. Assaults the support base and accomplishes the assigned tasks. 3. Destroys the specified equipment and supplies. 4. Avoids being decisively engaged. 5. Withdraws all personnel from the objective areas within the time prescribed. 6. Obtains all priority intelligence requirements (PIR) from the raid site. 7. Sustains only light casualties from enemy fire.

**TASK:** Conduct an Aerial Reconnaissance (5-OPFOR-0010)

**CONDITION:** The opposing forces (OPFOR) headquarters (HQ) element requires intelligence on the locations and identification of enemy elements. An aircraft is dispatched to take photographs and make a visual inspection of the enemy rear area.

**STANDARD:** The OPFOR element gathers photograph intelligence of the enemy. 1. Photographs the assigned sectors. 2. Makes quick visual checks where the ceiling is low. 3. Locates enemy positions in the area, particularly support and storage bases, and command and control (C2) facilities. 4. Sustains no loss of aircraft. 5. Reports priority intelligence requirements (PIR) and other information requirements to the OPFOR HQ.

**TASK:** Disrupt a Net Control Station (NCS) (5-OPFOR-0019)

**CONDITION:** The enemy has established a NCS. The opposing forces (OPFOR) element has radio and jamming equipment.

**STANDARD:** The OPFOR element attempts to disrupt an NCS. 1. Attempts to locate the radio frequency that the unit is operating on. 2. Attempts to enter the radio net. 3. Attempts to issue "bogus" orders to a unit on the net. 4. Jams the radio frequency and forces the unit to go to an alternate frequency.

**TASK:** Disrupt Construction of Vehicle Fighting Positions (5-OPFOR-0020)

**CONDITION:** The opposing forces (OPFOR) element has located the enemy. The priority intelligence requirements (PIR) and other intelligence obtained by OPFOR patrols indicate the enemy is constructing vehicle fighting positions within its defensive area. The OPFOR element has automatic and antiarmor weapons and light mortars.

**STANDARD:** The OPFOR element attempts to disrupt the enemy's efforts to establish vehicle fighting positions. 1. Locates the defensive area. 2. Surprises the main body. 3. Penetrates the defensive area with squad-size probes. 4. Inflicts casualties on the unit. 5. Destroys vehicles. 6. Disrupts the unit's preparations (prevents or delays beyond the unit's allotted time).

**TASK:** Conduct an Attack (5-OPFOR-0008)

**CONDITION:** The enemy is conducting tactical operations. The opposing forces (OPFOR) element receives orders to attack the enemy, the area of occupation, or the main supply route (MSR) with smoke.

**STANDARD:** The OPFOR element disrupts the enemy's movement and smoke operations. 1. Determines the delivery method of the smoke attack. 2. Locates the target. 3. Delivers the smoke attack downwind. 4. Attacks the enemy with smoke, and surge attacks when the enemy responds to the smoke.

**TASK:** Defeat Obstacles (5-OPFOR-0009)

**CONDITION:** The opposing forces (OPFOR) element encounters an obstacle that blocks the avenue of approach as it advances upon the enemy forces.

**STANDARD:** The OPFOR element bypasses or breaches the enemy obstacle. 1. Detects the obstacle before halting its main body. 2. Defeats the obstacle. a. Bypasses the obstacle without entering the engagement areas. b. Breaches the obstacle within 45 minutes and passes its entire force through the obstacle. 3. Does not incur degradation to the point that the mission must be discontinued.

**TASK:** Disrupt an Engineer Reconnaissance (5-OPFOR-0022)

**CONDITION:** The enemy is conducting an engineer reconnaissance. The opposing forces (OPFOR) element is positioned along the enemy's route.

**STANDARD:** The OPFOR element disrupts an engineer reconnaissance. 1. Prevents the unit from meeting its specified time schedule. 2. Forces the unit to deviate from its specified route. 3. Prevents the unit from accomplishing its assigned engineer reconnaissance. 4. Surprises the unit conducting the reconnaissance.

**TASK:** Conduct Terrorist and Saboteur Attacks (5-OPFOR-0005)

**CONDITION:** The opposing forces (OPFOR) element dispatches small teams into the enemy's rear area to disrupt combat service support (CSS) operations.

**STANDARD:** The enemy sustains disrupted command and control (C2), destroyed equipment and supplies, and light casualties. 1. Locates rear support bases and C2 facilities. 2. Delays and disrupts CSS operations through probes. 3. Infiltrates CSS bases to conduct sabotage and terrorist activities. 4. Inflicts light casualties. 5. Destroys supplies and equipment.

**TASK:** Disrupt a Route Reconnaissance (5-OPFOR-0021)

**CONDITION:** The enemy is conducting a route reconnaissance. The opposing forces (OPFOR) element is positioned along the enemy's route.

**STANDARD:** The OPFOR element attempts to disrupt a squad/section conducting a route reconnaissance. 1. Prevents the unit from meeting its specified time schedule. 2. Forces the unit to deviate from its specified route. 3. Prevents the unit from reaching its assigned destination. 4. Surprises the squad/section. 5. Inflicts casualties on the unit.

**TASK:** Disrupt Defensive Preparations (5-OPFOR-0018)

**CONDITION:** The opposing forces (OPFOR) element has located the enemy. Priority intelligence requirements (PIR) and other intelligence requirements obtained by OPFOR patrols indicate that the enemy elements are establishing defensive positions. The OPFOR element has automatic and antiarmor weapons and light mortars.

**STANDARD:** The OPFOR element disrupts and delays the enemy's defensive preparations. 1. Locates and penetrates the enemy's security system. 2. Forces the enemy to delay defensive preparations. 3. Disrupts the enemy's obstacle preparations.

**TASK:** Disrupt Quartering Party Operations (5-OPFOR-0017)

**CONDITION:** The enemy is conducting quartering party operations. It has established an assembly area (AA) but has not moved in the main body.

**STANDARD:** The opposing forces (OPFOR) element attempts to disrupt quartering party operations and infiltrate the enemy's AA. 1. Locates the quartering party and the AA. 2. Surprises the main body. 3. Penetrates the AA with squad-size probes. 4. Inflicts personnel casualties and vehicle damage. 5. Disrupts the unit's preparations (prevents or delays beyond the unit's allotted time).

**TASK:** Disrupt Enemy Movement and Operations Using Tactical Nuclear Weapons (5-OPFOR-0016)

**CONDITION:** The opposing forces (OPFOR) element has located the enemy. Priority intelligence requirements (PIR) and other intelligence requirements have been obtained by OPFOR patrols. Tactical nuclear weapons are employed against key locations in the rear area.

**STANDARD:** The OPFOR element disrupts enemy movement and operations. 1. Disrupts or delays the movement of the enemy's equipment and supplies to the forward areas. 2. Destroys enemy equipment and supplies. 3. Inflicts a high rate of nuclear casualties among the enemy forces. 4. Denies the enemy the use of specified areas. 5. Contaminates the enemy's equipment and supplies.

**TASK:** Disrupt Enemy Movement and Operations Using Persistent and Nonpersistent Chemical Weapons (5-OPFOR-0015)

**CONDITION:** The opposing forces (OPFOR) element has located the enemy. Priority intelligence requirements (PIR) and other intelligence requirements have been obtained by OPFOR patrols. The OPFOR units deliver chemical agents, by means of conventional artillery weapons or aircraft, along selected supply routes and key bases in the rear area.

**STANDARD:** The OPFOR element disrupts enemy movement and operations using persistent and nonpersistent chemical weapons. 1. Delivers chemical agents in low and densely wooded areas. 2. Delays the movement of enemy supplies and equipment to the forward areas. 3. Restricts the movement of the enemy units in the rear area. 4. Channels the movement of enemy units into predesignated ambush areas. 5. Contaminates enemy supplies and equipment. 6. Inflicts a high rate of casualties on enemy forces.

**TASK:** Disrupt Assembly Area (AA) Activities (5-OPFOR-0013)

**CONDITION:** Intelligence reports indicate that platoon- and company-size enemy units are operating in the opposing forces (OPFOR) area of operations. Enemy units can defend from AAs with direct fire, antiarmor weapons, and indirect fire. The enemy has close air support (CAS) and nuclear, biological, and chemical (NBC) capabilities.

**STANDARD:** The OPFOR element locates and disrupts the enemy's AA activities. 1. Locates the element's AA. 2. Probes the AA with squad- or team-size elements. 3. Inflicts more than 5 percent casualties on the element. 4. Disrupts the element's preparations (prevents or delays beyond the element's allotted time).

**TASK:** Counter Passage of Lines (5-OPFOR-0012)

**CONDITION:** Enemy forces are in defensive positions, but they are expected to attempt passage-of-lines operations. The opposing forces (OPFOR) received orders to disrupt enemy passage-of-lines operations.

**STANDARD:** The OPFOR element delays or prevents enemy passage of lines. 1. Delays the passage. 2. Prevents the company from moving all personnel through the stationary unit. 3. Engages the main body of either the moving or the stationary unit.

**TASK:** Disrupt Movement (5-OPFOR-0014)

**CONDITION:** The enemy is expected to move through the opposing forces (OPFOR) element's area of operations. The OPFOR element has received an operation order (OPORD) or fragmentary order (FRAGO) to disrupt enemy movement. The enemy has the capability to defend with direct fire and antiarmor weapons.

**STANDARD:** The OPFOR element delays enemy movement. 1. Delays the element. 2. Forces the element to deviate from its route. 3. Prevents the element from reaching its destination. 4. Surprises the element's main body.

**TASK:** Conduct Sniper Operations (5-OPFOR-0006)

**CONDITION:** The opposing forces (OPFOR) element has assigned snipers (regular or irregular elements) in the enemy's rear area along the main supply route (MSR) and near support sites.

**STANDARD:** The OPFOR element kills or wounds targets. 1. Sets up a well-concealed location. 2. Engages vehicle drivers or personnel on foot with short bursts of semiautomatic fire. 3. Kills or wounds selected targets. 4. Prevents the position from being discovered by enemy forces. 5. Evacuates the area without being spotted. 6. Reports all specified priority intelligence requirements (PIR) and other intelligence requirements to the OPFOR headquarters (HQ).

**TASK:** Conduct Air Attacks (5-OPFOR-0002)

**CONDITION:** The opposing forces (OPFOR) element in the rear area has forwarded the positions of the enemy support sites or the locations of moving elements. The OPFOR aircraft have been dispatched to attack enemy installations or convoys.

**STANDARD:** The OPFOR element attempts to delay, disrupt, or damage the enemy targets by air. 1. Locates the target (support sites or convoys). 2. Makes attack runs on the designated targets. 3. Inflicts heavy damage to the selected target. 4. Sustains no loss of aircraft. 5. Delays moving the force for more than one hour.

**ELEMENTS:** Three Combat Mobility Platoons  
 Nine Combat Engineer Squads  
 Three Mobility Sections

**TASK:** Cross a Danger Area (Dismounted) (05-3-1233)  
 (FM 7-7) (FM 7-10) (FM 7-8)

**ITERATION:** 1 2 3 4 5 M (Circle)

**COMMANDER/LEADER ASSESSMENT:** T P U (Circle)

**CONDITIONS:** The platoon is moving dismounted and encounters a danger area that cannot be bypassed. The platoon must provide its own security. Digital units have performed functionality checks, and systems are operational. Some iterations of this task should be performed in MOPP4.

**TASK STANDARDS:** The platoon moves all personnel and equipment across the danger area. The platoon elements prevent the enemy from surprising or decisively engaging the main body. The platoon sustains no more than 10 percent casualties. Digital units send and receive reports using frequency-modulated (FM) or digital means. The time required to perform this task is increased when it is conducted in mission-oriented protection posture (MOPP) 4.

TASK STEPS AND PERFORMANCE MEASURES	GO	NO-GO
1. The platoon encounters a danger area. 2. The point man signals "danger area" which is relayed throughout the platoon. 3. The platoon halts to maintain local security. * 4. The platoon leader moves forward to the point man to confirm the danger area. * 5. The platoon leader selects the crossing point providing the best cover and concealment. * 6. The platoon leader informs all squad leaders of the situation and the nearside and farside rally points. * 7. The platoon leader positions nearside security in a location providing cover and concealment. * 8. The platoon leader selects a farside clearing method based on observable terrain. a. Used the box method when terrain was more open and a larger area was cleared. Used two men in successive boxes; four men in simultaneous boxes. b. Used the zigzag method in dense vegetation to cover more of the immediate area. c. Used the heart method when time was important. NOTE: The heart method takes the least amount of time and can be successive or simultaneous. * 9. The nearside security element provides security. a. Observed flanks. b. Overwatched the crossing of the farside security element. 10. The farside security element clears the farside. a. Ensured that the nearside security element was in place, then the team leader directed the farside security element to cross the danger area.		

TASK STEPS AND PERFORMANCE MEASURES	GO	NO-GO
b. Cleared the farside, especially any terrain such as small hills, folds, and streambeds that might conceal enemy positions.  *11. The squad leader receives the all-clear signal and relays the message to the platoon leader.  *12. The platoon leader establishes an observation post (OP) forward of the cleared area.  *13. The platoon leader selects the method the platoon will use to cross the danger area (in groups, a wedge, or a line).  14. The platoon crosses the danger area quickly and quietly while the nearside security elements overwatch the platoon's crossing.  15. The main body establishes local security once they are across the danger area.  16. The nearside security elements cross the danger area and regain their positions in the formation.  17. The platoon continues the mission. a. Accounted for all members. b. Resumed tactical movement. c. Maintained the designated formation and personnel intervals.		

TASK PERFORMANCE / EVALUATION SUMMARY BLOCK							
ITERATION	1	2	3	4	5	M	TOTAL
TOTAL TASK STEPS EVALUATED							
TOTAL TASK STEPS "GO"							
TRAINING STATUS "GO"/"NO-GO"							

"\*" indicates a leader task step.

#### SUPPORTING INDIVIDUAL TASKS

Task Number	Task Title
071-326-5630	Conduct Movement Techniques by a Platoon

**SUPPORTING COLLECTIVE TASKS: NONE**

#### OPFOR TASKS AND STANDARDS

**TASK:** Conduct Sniper Operations (5-OPFOR-0006)

**CONDITION:** The opposing forces (OPFOR) element has assigned snipers (regular or irregular elements) in the enemy's rear area along the main supply route (MSR) and near support sites.

**STANDARD:** The OPFOR element kills or wounds targets. 1. Sets up a well-concealed location. 2. Engages vehicle drivers or personnel on foot with short bursts of semiautomatic fire. 3. Kills or wounds selected targets. 4. Prevents the position from being discovered by enemy forces. 5. Evacuates the area without being spotted. 6. Reports all specified priority intelligence requirements (PIR) and other intelligence requirements to the OPFOR headquarters (HQ).

**TASK:** Conduct an Ambush (5-OPFOR-0007)

**CONDITION:** The enemy is moving in a convoy. The opposing forces (OPFOR) element is positioned along the enemy's route.

**STANDARD:** The OPFOR element inflicts casualties on the enemy and causes vehicle and equipment damage. 1. Prepares an ambush site before the element arrives. 2. Surprises march element forces. 3. Inflicts heavy casualties within the designated kill zone. 4. Inflicts heavy damage to vehicles and equipment within the designated kill zone. 5. Delays the march element from reaching a specified destination for a specified period of time. 6. Withdraws on order. 7. Sustains no casualties. 8. Reports actions to superiors.

**TASK:** Disrupt Movement (5-OPFOR-0014)

**CONDITION:** The enemy is expected to move through the opposing forces (OPFOR) element's area of operations. The OPFOR element has received an operation order (OPORD) or fragmentary order (FRAGO) to disrupt enemy movement. The enemy has the capability to defend with direct fire and antiarmor weapons.

**STANDARD:** The OPFOR element delays enemy movement. 1. Delays the element. 2. Forces the element to deviate from its route. 3. Prevents the element from reaching its destination. 4. Surprises the element's main body.

**TASK:** Surrender to the Capturing Unit on the Battlefield (5-OPFOR-0024)

**CONDITION:** The enemy has captured the opposing forces (OPFOR) element's soldiers, documents, and equipment sensitive to the OPFOR tactical operations.

**STANDARD:** The OPFOR soldiers retain or destroy documents and equipment. The OPFOR element surrenders documents and equipment of no tactical use to the enemy and attempts to conceal or destroy items of tactical value. The OPFOR element attempts escape and evasion. 1. Prevents the successful capture of documents and equipment. 2. Destroys documents and equipment. 3. Removes identifying markings from equipment. 4. Removes unit-identifying insignia. 5. Provides misleading information. 6. Plans an escape. 7. Delays movement to the nearest collection point. 8. Prevents safeguarding of enemy prisoners of war (EPWs) in order to cause embarrassment to the United States (US).

**TASK:** Defend a Minefield (5-OPFOR-0023)

**CONDITION:** The enemy is conducting a minefield sweeping operation. The opposing forces (OPFOR) element has a minefield placed in the enemy's path. The minefield is under constant observation and fire.

**STANDARD:** The OPFOR element defends a minefield against an enemy element conducting a minefield sweeping operation. 1. Prevents the unit from detecting the obstacle. 2. Disrupts the minefield sweeping operation. 3. Prevents the unit from conducting the minefield sweeping operation, prevents the unit from moving all personnel through the breach or delays the completion of the minefield sweeping operation for more than 45 minutes.

**TASK:** Maintain Contact (5-OPFOR-0003)



**CONDITION:** The opposing forces (OPFOR) element is engaged with enemy base defense forces. The enemy forces are withdrawing under pressure.

**STANDARD:** The OPFOR element maintains enemy contact while the enemy withdraws. 1. Engages the enemy forces decisively. 2. Advances the OPFOR as the enemy forces withdraw. 3. Inflicts heavy casualties. 4. Captures the members of the enemy force. 5. Captures documents and equipment. 6. Safeguards captured documents, equipment, and personnel.

**TASK:** Conduct a Raid (5-OPFOR-0004)

**CONDITION:** The opposing forces (OPFOR) element has occupied an objective rally point and has orders to conduct a raid on a combat service support (CSS) base.

**STANDARD:** The OPFOR element infiltrates the enemy's base and destroys all of the targets. 1. Surprises the enemy forces. 2. Assaults the support base and accomplishes the assigned tasks. 3. Destroys the specified equipment and supplies. 4. Avoids being decisively engaged. 5. Withdraws all personnel from the objective areas within the time prescribed. 6. Obtains all priority intelligence requirements (PIR) from the raid site. 7. Sustains only light casualties from enemy fire.

**TASK:** Conduct an Aerial Reconnaissance (5-OPFOR-0010)

**CONDITION:** The opposing forces (OPFOR) headquarters (HQ) element requires intelligence on the locations and identification of enemy elements. An aircraft is dispatched to take photographs and make a visual inspection of the enemy rear area.

**STANDARD:** The OPFOR element gathers photograph intelligence of the enemy. 1. Photographs the assigned sectors. 2. Makes quick visual checks where the ceiling is low. 3. Locates enemy positions in the area, particularly support and storage bases, and command and control (C2) facilities. 4. Sustains no loss of aircraft. 5. Reports priority intelligence requirements (PIR) and other information requirements to the OPFOR HQ.

**TASK:** Disrupt a Net Control Station (NCS) (5-OPFOR-0019)

**CONDITION:** The enemy has established a NCS. The opposing forces (OPFOR) element has radio and jamming equipment.

**STANDARD:** The OPFOR element attempts to disrupt an NCS. 1. Attempts to locate the radio frequency that the unit is operating on. 2. Attempts to enter the radio net. 3. Attempts to issue "bogus" orders to a unit on the net. 4. Jams the radio frequency and forces the unit to go to an alternate frequency.

**TASK:** Disrupt Construction of Vehicle Fighting Positions (5-OPFOR-0020)

**CONDITION:** The opposing forces (OPFOR) element has located the enemy. The priority intelligence requirements (PIR) and other intelligence obtained by OPFOR patrols indicate the enemy is constructing vehicle fighting positions within its defensive area. The OPFOR element has automatic and antiarmor weapons and light mortars.

**STANDARD:** The OPFOR element attempts to disrupt the enemy's efforts to establish vehicle fighting positions. 1. Locates the defensive area. 2. Surprises the main body. 3. Penetrates the defensive area with squad-size probes. 4. Inflicts casualties on the unit. 5. Destroys vehicles. 6. Disrupts the unit's preparations (prevents or delays beyond the unit's allotted time).

**TASK:** Defeat Obstacles (5-OPFOR-0009)

**CONDITION:** The opposing forces (OPFOR) element encounters an obstacle that blocks the avenue of approach as it advances upon the enemy forces.

**STANDARD:** The OPFOR element bypasses or breaches the enemy obstacle. 1. Detects the obstacle before halting its main body. 2. Defeats the obstacle. a. Bypasses the obstacle without entering the engagement areas. b. Breaches the obstacle within 45 minutes and passes its entire force through the obstacle. 3. Does not incur degradation to the point that the mission must be discontinued.

**TASK:** Conduct an Attack (5-OPFOR-0008)

**CONDITION:** The enemy is conducting tactical operations. The opposing forces (OPFOR) element receives orders to attack the enemy, the area of occupation, or the main supply route (MSR) with smoke.

**STANDARD:** The OPFOR element disrupts the enemy's movement and smoke operations. 1. Determines the delivery method of the smoke attack. 2. Locates the target. 3. Delivers the smoke attack downwind. 4. Attacks the enemy with smoke, and surge attacks when the enemy responds to the smoke.

**TASK:** Disrupt an Engineer Reconnaissance (5-OPFOR-0022)

**CONDITION:** The enemy is conducting an engineer reconnaissance. The opposing forces (OPFOR) element is positioned along the enemy's route.

**STANDARD:** The OPFOR element disrupts an engineer reconnaissance. 1. Prevents the unit from meeting its specified time schedule. 2. Forces the unit to deviate from its specified route. 3. Prevents the unit from accomplishing its assigned engineer reconnaissance. 4. Surprises the unit conducting the reconnaissance.

**TASK:** Conduct Terrorist and Saboteur Attacks (5-OPFOR-0005)

**CONDITION:** The opposing forces (OPFOR) element dispatches small teams into the enemy's rear area to disrupt combat service support (CSS) operations.

**STANDARD:** The enemy sustains disrupted command and control (C2), destroyed equipment and supplies, and light casualties. 1. Locates rear support bases and C2 facilities. 2. Delays and disrupts CSS operations through probes. 3. Infiltrates CSS bases to conduct sabotage and terrorist activities. 4. Inflicts light casualties. 5. Destroys supplies and equipment.

**TASK:** Disrupt a Route Reconnaissance (5-OPFOR-0021)

**CONDITION:** The enemy is conducting a route reconnaissance. The opposing forces (OPFOR) element is positioned along the enemy's route.

**STANDARD:** The OPFOR element attempts to disrupt a squad/section conducting a route reconnaissance. 1. Prevents the unit from meeting its specified time schedule. 2. Forces the unit to deviate from its specified route. 3. Prevents the unit from reaching its assigned destination. 4. Surprises the squad/section. 5. Inflicts casualties on the unit.

**TASK:** Disrupt Defensive Preparations (5-OPFOR-0018)

**CONDITION:** The opposing forces (OPFOR) element has located the enemy. Priority intelligence requirements (PIR) and other intelligence requirements obtained by OPFOR patrols indicate that the enemy elements are establishing defensive positions. The OPFOR element has automatic and antiarmor weapons and light mortars.

**STANDARD:** The OPFOR element disrupts and delays the enemy's defensive preparations. 1. Locates and penetrates the enemy's security system. 2. Forces the enemy to delay defensive preparations. 3. Disrupts the enemy's obstacle preparations.

**TASK:** Disrupt Quartering Party Operations (5-OPFOR-0017)

**CONDITION:** The enemy is conducting quartering party operations. It has established an assembly area (AA) but has not moved in the main body.

**STANDARD:** The opposing forces (OPFOR) element attempts to disrupt quartering party operations and infiltrate the enemy's AA. 1. Locates the quartering party and the AA. 2. Surprises the main body. 3. Penetrates the AA with squad-size probes. 4. Inflicts personnel casualties and vehicle damage. 5. Disrupts the unit's preparations (prevents or delays beyond the unit's allotted time).

**TASK:** Disrupt Enemy Movement and Operations Using Tactical Nuclear Weapons (5-OPFOR-0016)

**CONDITION:** The opposing forces (OPFOR) element has located the enemy. Priority intelligence requirements (PIR) and other intelligence requirements have been obtained by OPFOR patrols. Tactical nuclear weapons are employed against key locations in the rear area.

**STANDARD:** The OPFOR element disrupts enemy movement and operations. 1. Disrupts or delays the movement of the enemy's equipment and supplies to the forward areas. 2. Destroys enemy equipment and supplies. 3. Inflicts a high rate of nuclear casualties among the enemy forces. 4. Denies the enemy the use of specified areas. 5. Contaminates the enemy's equipment and supplies.

**TASK:** Disrupt Enemy Movement and Operations Using Persistent and Nonpersistent Chemical Weapons (5-OPFOR-0015)

**CONDITION:** The opposing forces (OPFOR) element has located the enemy. Priority intelligence requirements (PIR) and other intelligence requirements have been obtained by OPFOR patrols. The OPFOR units deliver chemical agents, by means of conventional artillery weapons or aircraft, along selected supply routes and key bases in the rear area.

**STANDARD:** The OPFOR element disrupts enemy movement and operations using persistent and nonpersistent chemical weapons. 1. Delivers chemical agents in low and densely wooded areas. 2. Delays the movement of enemy supplies and equipment to the forward areas. 3. Restricts the movement of the enemy units in the rear area. 4. Channels the movement of enemy units into predesignated ambush areas. 5. Contaminates enemy supplies and equipment. 6. Inflicts a high rate of casualties on enemy forces.

**TASK:** Disrupt Assembly Area (AA) Activities (5-OPFOR-0013)

**CONDITION:** Intelligence reports indicate that platoon- and company-size enemy units are operating in the opposing forces (OPFOR) area of operations. Enemy units can defend from AAs with direct fire, antiarmor weapons, and indirect fire. The enemy has close air support (CAS) and nuclear, biological, and chemical (NBC) capabilities.

**STANDARD:** The OPFOR element locates and disrupts the enemy's AA activities. 1. Locates the element's AA. 2. Probes the AA with squad- or team-size elements. 3. Inflicts more than 5 percent casualties on the element. 4. Disrupts the element's preparations (prevents or delays beyond the element's allotted time).

**TASK:** Counter Passage of Lines (5-OPFOR-0012)

**CONDITION:** Enemy forces are in defensive positions, but they are expected to attempt passage-of-lines operations. The opposing forces (OPFOR) received orders to disrupt enemy passage-of-lines operations.

**STANDARD:** The OPFOR element delays or prevents enemy passage of lines. 1. Delays the passage. 2. Prevents the company from moving all personnel through the stationary unit. 3. Engages the main body of either the moving or the stationary unit.

**TASK:** Conduct Air Attacks (5-OPFOR-0002)

**CONDITION:** The opposing forces (OPFOR) element in the rear area has forwarded the positions of the enemy support sites or the locations of moving elements. The OPFOR aircraft have been dispatched to attack enemy installations or convoys.

**STANDARD:** The OPFOR element attempts to delay, disrupt, or damage the enemy targets by air. 1. Locates the target (support sites or convoys). 2. Makes attack runs on the designated targets. 3. Inflicts heavy damage to the selected target. 4. Sustains no loss of aircraft. 5. Delays moving the force for more than one hour.

**TASK:** Attack (5-OPFOR-0001)

**CONDITION:** The opposing forces (OPFOR) element has located the enemy. The priority intelligence requirements (PIR) and other intelligence requirements have been obtained by OPFOR patrols. The OPFOR element has automatic and antiarmor weapons and light mortars.

**STANDARD:** The OPFOR element attempts to seize the terrain, vehicles, or equipment. 1. Develops an attack plan. 2. Surprises the enemy unit's main body. 3. Initiates the attack using a scheme of maneuver that exploits the enemy's flanks, gaps, and weaknesses. 4. Uses covered and concealed routes to approach the enemy forces' flanks, gaps, or weakly held areas. 5. Employs indirect fire to support the attack. 6. Penetrates enemy defenses. 7. Destroys equipment and supplies. 8. Inflicts heavy casualties. 9. Isolates the combat service support (CSS) base by blocking reinforcements. 10. Forces enemy units to displace. 11. Avoids being fixed in one position. 12. Withdraws before the CSS base is reinforced with tactical combat forces.

**ELEMENTS:** Three Combat Mobility Platoons  
 Nine Combat Engineer Squads  
 Three Mobility Sections

**TASK:** Move Through Urbanized Terrain (05-3-1237)  
 (FM 7-7)

**ITERATION:** 1 2 3 4 5 M (Circle)

**COMMANDER/LEADER ASSESSMENT:** T P U (Circle)

**CONDITIONS:** The platoon leader directs the platoon to move through a built-up area. Enemy contact is possible. The platoon must provide its own security. Digital units have performed functionality checks, and systems are operational. Some iterations of this task should be performed in MOPP4.

**TASK STANDARDS:** The platoon moves all personnel and equipment through the urban area. The platoon elements prevent the enemy from surprising or decisively engaging the main body. The platoon sustains no more than 10 percent casualties. Digital units send and receive reports via frequency-modulated (FM) or digital means. The time required to perform this task is increased when conducting it in mission-oriented protection posture (MOPP) 4.

TASK STEPS AND PERFORMANCE MEASURES	GO	NO-GO
<ol style="list-style-type: none"> <li>1. The platoon halts outside the urban area.</li> <li>2. The crews of weapon-mounted vehicles, if available, seek cover and concealment to observe and cover urban areas.</li> <li>* 3. The platoon leader scans the urban area to determine a route through it.</li> <li>* 4. The platoon leader designates the movement element and an overwatch element.</li> <li>5. The rifle teams dismount.</li> <li>6. The platoon moves as two elements, a movement element and an overwatch element.               <ol style="list-style-type: none"> <li>a. The movement element consisted of either one or two teams. The element used two teams when the terrain was open (for example, a wide street) and moved forward to scout for danger areas.</li> <li>b. The overwatch element consisted of weapon-mounted vehicles and the remaining teams. The overwatch element followed the movement element to secure the flanks and rear, and provided fire support (FS).</li> </ol> </li> <li>7. The platoon uses a covered and concealed route whenever possible.               <ol style="list-style-type: none"> <li>a. Moved along underground passages, through or behind buildings, along walls, and over rooftops.</li> <li>b. Avoided streets, alleys, and other open areas unless absolutely necessary.</li> </ol> </li> <li>8. The platoon uses cover and concealment when moving along a street.               <ol style="list-style-type: none"> <li>a. Moved in single file along the side of the street, staying close to the buildings.</li> <li>b. Moved quickly and remained dispersed 3 to 5 meters apart.</li> <li>c. Assigned soldiers an area on the opposite side of the street to observe.</li> <li>d. Overwatched the buildings across the street, above the opposite team, with two teams parallel to each other on opposite sides of the street.</li> </ol> </li> </ol>		

TASK STEPS AND PERFORMANCE MEASURES	GO	NO-GO
e. Staggered vehicles on alternate sides of the street, staying close to buildings to decrease exposure to antiarmor weapons.  9. The platoon crosses danger areas using maximum cover, concealment, speed, and overwatch techniques. a. Used smoke, rubble, and debris for protection. b. Avoided soldier-by-soldier movement. The element crossed simultaneously as a dispersed group.  10. The platoon moves at a steady, rapid speed while maintaining security. a. Varied the movement rate with the terrain, mission, and threat. b. Cleared buildings as necessary to continue movement. c. Identified, reported, marked, and bypassed enemy obstacles and mines.  *11. The platoon leader reports to higher HQ when the platoon is through the urban area. Digital units have enhanced reporting capability. They send reports and update the common operational picture (COP) as necessary according to the unit's tactical standing operating procedure (TACSOP).		

TASK PERFORMANCE / EVALUATION SUMMARY BLOCK							
ITERATION	1	2	3	4	5	M	TOTAL
TOTAL TASK STEPS EVALUATED							
TOTAL TASK STEPS "GO"							
TRAINING STATUS "GO"/"NO-GO"							

"\*" indicates a leader task step.

#### SUPPORTING INDIVIDUAL TASKS

Task Number	Task Title
071-326-5605	Control Movement of a Fire Team

#### SUPPORTING COLLECTIVE TASKS

Task Number	Task Title
05-2-1218	Conduct Report Procedures
05-2-1380	Identify Terrain Information Requirements

#### OPFOR TASKS AND STANDARDS

**TASK:** Conduct Sniper Operations (5-OPFOR-0006)

**CONDITION:** The opposing forces (OPFOR) element has assigned snipers (regular or irregular elements) in the enemy's rear area along the main supply route (MSR) and near support sites.

**STANDARD:** The OPFOR element kills or wounds targets. 1. Sets up a well-concealed location. 2. Engages vehicle drivers or personnel on foot with short bursts of semiautomatic fire. 3. Kills or wounds selected targets. 4. Prevents the position from being discovered by enemy forces. 5. Evacuates the area without being spotted. 6. Reports all specified priority intelligence requirements (PIR) and other intelligence requirements to the OPFOR headquarters (HQ).

**TASK:** Disrupt Movement (5-OPFOR-0014)

**CONDITION:** The enemy is expected to move through the opposing forces (OPFOR) element's area of operations. The OPFOR element has received an operation order (OPORD) or fragmentary order (FRAGO) to disrupt enemy movement. The enemy has the capability to defend with direct fire and antiarmor weapons.

**STANDARD:** The OPFOR element delays enemy movement. 1. Delays the element. 2. Forces the element to deviate from its route. 3. Prevents the element from reaching its destination. 4. Surprises the element's main body.

**TASK:** Surrender to the Capturing Unit on the Battlefield (5-OPFOR-0024)

**CONDITION:** The enemy has captured the opposing forces (OPFOR) element's soldiers, documents, and equipment sensitive to the OPFOR tactical operations.

**STANDARD:** The OPFOR soldiers retain or destroy documents and equipment. The OPFOR element surrenders documents and equipment of no tactical use to the enemy and attempts to conceal or destroy items of tactical value. The OPFOR element attempts escape and evasion. 1. Prevents the successful capture of documents and equipment. 2. Destroys documents and equipment. 3. Removes identifying markings from equipment. 4. Removes unit-identifying insignia. 5. Provides misleading information. 6. Plans an escape. 7. Delays movement to the nearest collection point. 8. Prevents safeguarding of enemy prisoners of war (EPWs) in order to cause embarrassment to the United States (US).

**TASK:** Conduct a Raid (5-OPFOR-0004)

**CONDITION:** The opposing forces (OPFOR) element has occupied an objective rally point and has orders to conduct a raid on a combat service support (CSS) base.

**STANDARD:** The OPFOR element infiltrates the enemy's base and destroys all of the targets. 1. Surprises the enemy forces. 2. Assaults the support base and accomplishes the assigned tasks. 3. Destroys the specified equipment and supplies. 4. Avoids being decisively engaged. 5. Withdraws all personnel from the objective areas within the time prescribed. 6. Obtains all priority intelligence requirements (PIR) from the raid site. 7. Sustains only light casualties from enemy fire.

**TASK:** Conduct an Aerial Reconnaissance (5-OPFOR-0010)

**CONDITION:** The opposing forces (OPFOR) headquarters (HQ) element requires intelligence on the locations and identification of enemy elements. An aircraft is dispatched to take photographs and make a visual inspection of the enemy rear area.

**STANDARD:** The OPFOR element gathers photograph intelligence of the enemy. 1. Photographs the assigned sectors. 2. Makes quick visual checks where the ceiling is low. 3. Locates enemy positions in the area, particularly support and storage bases, and command and control (C2) facilities. 4. Sustains no loss of aircraft. 5. Reports priority intelligence requirements (PIR) and other information requirements to the OPFOR HQ.

**TASK:** Disrupt Construction of Vehicle Fighting Positions (5-OPFOR-0020)

**CONDITION:** The opposing forces (OPFOR) element has located the enemy. The priority intelligence requirements (PIR) and other intelligence obtained by OPFOR patrols indicate the enemy is constructing vehicle fighting positions within its defensive area. The OPFOR element has automatic and antiarmor weapons and light mortars.

**STANDARD:** The OPFOR element attempts to disrupt the enemy's efforts to establish vehicle fighting positions. 1. Locates the defensive area. 2. Surprises the main body. 3. Penetrates the defensive area with squad-size probes. 4. Inflicts casualties on the unit. 5. Destroys vehicles. 6. Disrupts the unit's preparations (prevents or delays beyond the unit's allotted time).

**TASK:** Defeat Obstacles (5-OPFOR-0009)

**CONDITION:** The opposing forces (OPFOR) element encounters an obstacle that blocks the avenue of approach as it advances upon the enemy forces.

**STANDARD:** The OPFOR element bypasses or breaches the enemy obstacle. 1. Detects the obstacle before halting its main body. 2. Defeats the obstacle. a. Bypasses the obstacle without entering the engagement areas. b. Breaches the obstacle within 45 minutes and passes its entire force through the obstacle. 3. Does not incur degradation to the point that the mission must be discontinued.

**TASK:** Conduct an Attack (5-OPFOR-0008)

**CONDITION:** The enemy is conducting tactical operations. The opposing forces (OPFOR) element receives orders to attack the enemy, the area of occupation, or the main supply route (MSR) with smoke.

**STANDARD:** The OPFOR element disrupts the enemy's movement and smoke operations. 1. Determines the delivery method of the smoke attack. 2. Locates the target. 3. Delivers the smoke attack downwind. 4. Attacks the enemy with smoke, and surge attacks when the enemy responds to the smoke.

**TASK:** Disrupt an Engineer Reconnaissance (5-OPFOR-0022)

**CONDITION:** The enemy is conducting an engineer reconnaissance. The opposing forces (OPFOR) element is positioned along the enemy's route.

**STANDARD:** The OPFOR element disrupts an engineer reconnaissance. 1. Prevents the unit from meeting its specified time schedule. 2. Forces the unit to deviate from its specified route. 3. Prevents the unit from accomplishing its assigned engineer reconnaissance. 4. Surprises the unit conducting the reconnaissance.

**TASK:** Conduct an Ambush (5-OPFOR-0007)

**CONDITION:** The enemy is moving in a convoy. The opposing forces (OPFOR) element is positioned along the enemy's route.

**STANDARD:** The OPFOR element inflicts casualties on the enemy and causes vehicle and equipment damage. 1. Prepares an ambush site before the element arrives. 2. Surprises march element forces. 3. Inflicts heavy casualties within the designated kill zone. 4. Inflicts heavy damage to vehicles and equipment within the designated kill zone. 5. Delays the march element from reaching a specified destination for a specified period of time. 6. Withdraws on order. 7. Sustains no casualties. 8. Reports actions to superiors.

**TASK:** Conduct Terrorist and Saboteur Attacks (5-OPFOR-0005)

**CONDITION:** The opposing forces (OPFOR) element dispatches small teams into the enemy's rear area to disrupt combat service support (CSS) operations.

**STANDARD:** The enemy sustains disrupted command and control (C2), destroyed equipment and supplies, and light casualties. 1. Locates rear support bases and C2 facilities. 2. Delays and disrupts CSS operations through probes. 3. Infiltrates CSS bases to conduct sabotage and terrorist activities. 4. Inflicts light casualties. 5. Destroys supplies and equipment.



**TASK:** Maintain Contact (5-OPFOR-0003)

**CONDITION:** The opposing forces (OPFOR) element is engaged with enemy base defense forces. The enemy forces are withdrawing under pressure.

**STANDARD:** The OPFOR element maintains enemy contact while the enemy withdraws. 1. Engages the enemy forces decisively. 2. Advances the OPFOR as the enemy forces withdraw. 3. Inflicts heavy casualties. 4. Captures the members of the enemy force. 5. Captures documents and equipment. 6. Safeguards captured documents, equipment, and personnel.

**TASK:** Disrupt a Route Reconnaissance (5-OPFOR-0021)

**CONDITION:** The enemy is conducting a route reconnaissance. The opposing forces (OPFOR) element is positioned along the enemy's route.

**STANDARD:** The OPFOR element attempts to disrupt a squad/section conducting a route reconnaissance. 1. Prevents the unit from meeting its specified time schedule. 2. Forces the unit to deviate from its specified route. 3. Prevents the unit from reaching its assigned destination. 4. Surprises the squad/section. 5. Inflicts casualties on the unit.

**TASK:** Disrupt a Net Control Station (NCS) (5-OPFOR-0019)

**CONDITION:** The enemy has established a NCS. The opposing forces (OPFOR) element has radio and jamming equipment.

**STANDARD:** The OPFOR element attempts to disrupt an NCS. 1. Attempts to locate the radio frequency that the unit is operating on. 2. Attempts to enter the radio net. 3. Attempts to issue "bogus" orders to a unit on the net. 4. Jams the radio frequency and forces the unit to go to an alternate frequency.

**TASK:** Disrupt Defensive Preparations (5-OPFOR-0018)

**CONDITION:** The opposing forces (OPFOR) element has located the enemy. Priority intelligence requirements (PIR) and other intelligence requirements obtained by OPFOR patrols indicate that the enemy elements are establishing defensive positions. The OPFOR element has automatic and antiarmor weapons and light mortars.

**STANDARD:** The OPFOR element disrupts and delays the enemy's defensive preparations. 1. Locates and penetrates the enemy's security system. 2. Forces the enemy to delay defensive preparations. 3. Disrupts the enemy's obstacle preparations.

**TASK:** Disrupt Quartering Party Operations (5-OPFOR-0017)

**CONDITION:** The enemy is conducting quartering party operations. It has established an assembly area (AA) but has not moved in the main body.

**STANDARD:** The opposing forces (OPFOR) element attempts to disrupt quartering party operations and infiltrate the enemy's AA. 1. Locates the quartering party and the AA. 2. Surprises the main body. 3. Penetrates the AA with squad-size probes. 4. Inflicts personnel casualties and vehicle damage. 5. Disrupts the unit's preparations (prevents or delays beyond the unit's allotted time).

**TASK:** Disrupt Enemy Movement and Operations Using Tactical Nuclear Weapons (5-OPFOR-0016)

**CONDITION:** The opposing forces (OPFOR) element has located the enemy. Priority intelligence requirements (PIR) and other intelligence requirements have been obtained by OPFOR patrols. Tactical nuclear weapons are employed against key locations in the rear area.

**STANDARD:** The OPFOR element disrupts enemy movement and operations. 1. Disrupts or delays the movement of the enemy's equipment and supplies to the forward areas. 2. Destroys enemy equipment and supplies. 3. Inflicts a high rate of nuclear casualties among the enemy forces. 4. Denies the enemy the use of specified areas. 5. Contaminates the enemy's equipment and supplies.

**TASK:** Disrupt Enemy Movement and Operations Using Persistent and Nonpersistent Chemical Weapons (5-OPFOR-0015)

**CONDITION:** The opposing forces (OPFOR) element has located the enemy. Priority intelligence requirements (PIR) and other intelligence requirements have been obtained by OPFOR patrols. The OPFOR units deliver chemical agents, by means of conventional artillery weapons or aircraft, along selected supply routes and key bases in the rear area.

**STANDARD:** The OPFOR element disrupts enemy movement and operations using persistent and nonpersistent chemical weapons. 1. Delivers chemical agents in low and densely wooded areas. 2. Delays the movement of enemy supplies and equipment to the forward areas. 3. Restricts the movement of the enemy units in the rear area. 4. Channels the movement of enemy units into predesignated ambush areas. 5. Contaminates enemy supplies and equipment. 6. Inflicts a high rate of casualties on enemy forces.

**TASK:** Disrupt Assembly Area (AA) Activities (5-OPFOR-0013)

**CONDITION:** Intelligence reports indicate that platoon- and company-size enemy units are operating in the opposing forces (OPFOR) area of operations. Enemy units can defend from AAs with direct fire, antiarmor weapons, and indirect fire. The enemy has close air support (CAS) and nuclear, biological, and chemical (NBC) capabilities.

**STANDARD:** The OPFOR element locates and disrupts the enemy's AA activities. 1. Locates the element's AA. 2. Probes the AA with squad- or team-size elements. 3. Inflicts more than 5 percent casualties on the element. 4. Disrupts the element's preparations (prevents or delays beyond the element's allotted time).

**TASK:** Counter Passage of Lines (5-OPFOR-0012)

**CONDITION:** Enemy forces are in defensive positions, but they are expected to attempt passage-of-lines operations. The opposing forces (OPFOR) received orders to disrupt enemy passage-of-lines operations.

**STANDARD:** The OPFOR element delays or prevents enemy passage of lines. 1. Delays the passage. 2. Prevents the company from moving all personnel through the stationary unit. 3. Engages the main body of either the moving or the stationary unit.

**TASK:** Conduct Air Attacks (5-OPFOR-0002)

**CONDITION:** The opposing forces (OPFOR) element in the rear area has forwarded the positions of the enemy support sites or the locations of moving elements. The OPFOR aircraft have been dispatched to attack enemy installations or convoys.

**STANDARD:** The OPFOR element attempts to delay, disrupt, or damage the enemy targets by air. 1. Locates the target (support sites or convoys). 2. Makes attack runs on the designated targets. 3. Inflicts heavy damage to the selected target. 4. Sustains no loss of aircraft. 5. Delays moving the force for more than one hour.

**TASK:** Attack (5-OPFOR-0001)

**CONDITION:** The opposing forces (OPFOR) element has located the enemy. The priority intelligence requirements (PIR) and other intelligence requirements have been obtained by OPFOR patrols. The OPFOR element has automatic and antiarmor weapons and light mortars.

**STANDARD:** The OPFOR element attempts to seize the terrain, vehicles, or equipment. 1. Develops an attack plan. 2. Surprises the enemy unit's main body. 3. Initiates the attack using a scheme of maneuver that exploits the enemy's flanks, gaps, and weaknesses. 4. Uses covered and concealed routes to approach the enemy forces' flanks, gaps, or weakly held areas. 5. Employs indirect fire to support the attack. 6. Penetrates enemy defenses. 7. Destroys equipment and supplies. 8. Inflicts heavy casualties. 9. Isolates the combat service support (CSS) base by blocking reinforcements. 10. Forces enemy units to displace. 11. Avoids being fixed in one position. 12. Withdraws before the CSS base is reinforced with tactical combat forces.

**TASK:** Defend a Minefield (5-OPFOR-0023)

**CONDITION:** The enemy is conducting a minefield sweeping operation. The opposing forces (OPFOR) element has a minefield placed in the enemy's path. The minefield is under constant observation and fire.

**STANDARD:** The OPFOR element defends a minefield against an enemy element conducting a minefield sweeping operation. 1. Prevents the unit from detecting the obstacle. 2. Disrupts the minefield sweeping operation. 3. Prevents the unit from conducting the minefield sweeping operation, prevents the unit from moving all personnel through the breach or delays the completion of the minefield sweeping operation for more than 45 minutes.

**ELEMENT:** Mobility Support Platoon**TASK:** Support a Raid (05-3-1240)  
(FM 7-7)

(FM 7-7J)

(FM 7-8)

**ITERATION:** 1 2 3 4 5 M (Circle)**COMMANDER/LEADER ASSESSMENT:** T P U (Circle)

**CONDITIONS:** The element is occupying an objective rally point (ORP) and prepares to support a raid. The element is operating as part of a larger force. Both friendly and enemy elements have indirect fire capabilities. Digital units have performed functionality checks, and systems are operational. Some iterations of this task should be performed in MOPP4.

**TASK STANDARDS:** In support of the raid team, the element initiates the raid not later than the time specified in an order and surprises the enemy. The element does not become decisively engaged, obtains all priority intelligence requirements (PIR) from the raid site, and withdraws all personnel and equipment from the objective area on order without sustaining casualties from friendly fire. Digital units send and receive reports through digital means and report as necessary according to the unit's tactical standing operating procedures (TACSOP). The time required to conduct this task is increased when conducting it in mission-oriented protection posture (MOPP) 4.

TASK STEPS AND PERFORMANCE MEASURES	GO	NO-GO
<p>* 1. The element leader reorganizes the element for the raid.</p> <p>a. Designated the security, support, and assault elements, and the required special teams.</p> <p>b. Selected weapons, special equipment, and special teams for each element.</p> <p>(1) Selected weapons for each team based on the mission, enemy, terrain, troops, time available, and civilian considerations (METT-TC) factors.</p> <p>(2) Considered the use of squad automatic weapons (SAWs), antitank mines, light antitank weapons (LAWs), and claymores for the security team.</p> <p>(3) Considered the use of M60s/SAWs, LAWs, M202 flash, and snipers for the support of the team.</p> <p>(4) Designated a special team (search, prisoners of war [PWs], demolitions, aid and litter, and breaching) and had it rehearse its tasks, and conducted internal inspections.</p> <p>(5) Considered using ropes, rappelling hooks, gags, blindfolds, handcuffs, poleless litters, cameras, wire and bolt cutters, megaphones, special demolitions techniques, and prepared demolitions.</p> <p>c. Assigned the element sergeant to control the support element.</p> <p>* 2. The element leader conducts troop-leading procedures.</p> <p>a. Planned primary and alternate signals for initiating, lifting, shifting, and ceasing fires, as well as assault and withdrawal.</p> <p>b. Planned for the element leader's death. The element sergeant or senior squad leader must be ready to take charge immediately if the element leader becomes a casualty. This was planned for (and rehearsed) in all phases of troop-leading procedures.</p>		

TASK STEPS AND PERFORMANCE MEASURES	GO	NO-GO
<ul style="list-style-type: none"> <li>c. Planned for mortar support. Mortars were attached to the element for certain raid operations. The mortars were fired from the ORP or a location along the approach route, keeping possible countermortar fire in mind. This led to additional security requirements for the mortars. The forward observer (FO) was with the element leader.</li> <li>d. Directed rehearsals and brief backs on lifting and shifting fires, communications failure, pyrotechnic and audible signals, escape and evasion, cutoff by the enemy, engagement criteria, and withdrawal procedures.</li> <li>e. Planned and checked communications from the raid leader. <ul style="list-style-type: none"> <li>(1) Security positions. Communication was wired through the ORP, when feasible. Planned for this additional wire and assault wire, when possible. The security team had alternate communications for early warning; for example, radio or star clusters.</li> <li>(2) Support element. Wired communication through the release point when desirable.</li> </ul> </li> <li>f. Ensured that the security element understood its missions. Ensured that early warning, blocking enemy attacks, destruction of escaping enemy, and other tasks or combinations of tasks were performed at different stages of the raid. The method of engagement by the security team varied based on the task, such as silent-kill engagement with all available weapons and available indirect-fire support.</li> <li>g. Performed a leader's reconnaissance of the objective. <ul style="list-style-type: none"> <li>(1) The element leader issued a contingency plan to the element sergeant before the reconnaissance party departed.</li> <li>(2) The reconnaissance party included the element, the FO, element leaders, and security teams.</li> <li>(3) The reconnaissance of the objective was conducted undetected.</li> <li>(4) The reconnaissance party, minus the surveillance team, returned undetected to the ORP.</li> </ul> </li> </ul> <p>* 3. The element leader assigns each element its position and withdrawal route back to the ORP.</p> <ul style="list-style-type: none"> <li>a. Ensured that all elements were assigned locations to prevent navigational problems, particularly during withdrawal when the enemy was active.</li> <li>b. Assigned squad or team lanes on the objective as a fire control measure.</li> </ul> <p>4. The security elements occupy designated positions without being detected by the enemy.</p> <ul style="list-style-type: none"> <li>a. Occupied positions to the flanks and rear of the element.</li> <li>b. Occupied positions on high-speed avenues of approach to the objective.</li> </ul> <p>5. The support element moves to the covered and concealed position (designated by the element leader).</p> <ul style="list-style-type: none"> <li>a. Moved undetected by the enemy.</li> <li>b. Positioned themselves so that well-aimed fire was placed on the objective.</li> </ul> <p>6. The assault element moves to the assault position when directed by the element leader. The assault position should be close enough to the objective for immediate assault, if detected.</p> <p>* 7. The element leader controls fires.</p> <ul style="list-style-type: none"> <li>a. Directed the support-element leader to give the command for the support element to fire. Hopefully, the enemy returned fire, disclosing their location to the assault element.</li> </ul>		

TASK STEPS AND PERFORMANCE MEASURES	GO	NO-GO
b. Initiated planned indirect, suppressive, or obscuration fires on known and suspected enemy positions. These fires masked the sound of the assault element moving forward. c. Signaled the lift or shift of support-element fires and indirect fires before the assault.  * 8. The element leader orders the assault. a. Led the assault element. b. Maintained control of the entire raid, the assault element, and all communications from his location.  9. The security element, once the assault has started, prevents enemy entry into or escape from the objective area.  10. The squad or teams of the assault elements remain in their assigned lane and fight forward at a pace that combat permits.  11. The assault element fights through, and consolidates and reorganizes on the far side of the objective.  12. Special teams accomplish all assigned tasks (demolition teams set charges and search teams search the objective for the enemy and secure any enemy survivors as prisoners).  13. The element accomplishes its assigned tasks within the commander's intent. a. Forced the enemy to withdraw from the objective. b. Killed, wounded, captured, or forced the withdrawal of 100 percent of the enemy. c. Captured specified personnel. d. Destroyed specified equipment, facilities, or installation.  14. The element withdraws from the objective on the element leader's signal and returns to the ORP or designated rally point.  *15. The element leader accounts for all personnel and calls for indirect fire to cover the withdrawal of the element from the objective.  16. The element withdraws from the objective to the ORP to recover equipment or waits for follow-on orders. a. Disseminated information gained on the objective to the element. b. Submitted situation and intelligence reports to higher headquarters (HQ).		

TASK PERFORMANCE / EVALUATION SUMMARY BLOCK							
ITERATION	1	2	3	4	5	M	TOTAL
TOTAL TASK STEPS EVALUATED							
TOTAL TASK STEPS "GO"							
TRAINING STATUS "GO"/"NO-GO"							

"\*" indicates a leader task step.

#### SUPPORTING INDIVIDUAL TASKS

Task Number	Task Title
071-311-2007	Engage Targets with an M16A1or M16A2 Rifle
071-311-2025	Maintain an M16A1or M16A2 Rifle

**SUPPORTING INDIVIDUAL TASKS**

<b>Task Number</b>	<b>Task Title</b>
071-311-2026	Perform a Function Check on an M16A1or M16A2 Rifle
071-311-2027	Load an M16A1or M16A2 Rifle
071-311-2028	Unload an M16A1or M16A2 Rifle
071-311-2029	Correct Malfunctions of an M16A1or M16A2 Rifle
071-312-3026	Perform a Function Check on an M60 Machine Gun
071-312-3027	Load an M60 Machine Gun
071-312-3028	Unload an M60 Machine Gun
071-312-3029	Correct Malfunctions of an M60 Machine Gun
071-312-3031	Engage Targets with an M60 Machine Gun
071-325-4401	Perform Safety Checks on Hand Grenades
071-325-4407	Employ Hand Grenades
071-326-0502	Move Under Direct Fire
071-326-0510	React to Indirect Fire While Dismounted

**SUPPORTING COLLECTIVE TASKS: NONE****OPFOR TASKS AND STANDARDS**

**TASK:** Conduct Sniper Operations (5-OPFOR-0006)

**CONDITION:** The opposing forces (OPFOR) element has assigned snipers (regular or irregular elements) in the enemy's rear area along the main supply route (MSR) and near support sites.

**STANDARD:** The OPFOR element kills or wounds targets. 1. Sets up a well-concealed location. 2. Engages vehicle drivers or personnel on foot with short bursts of semiautomatic fire. 3. Kills or wounds selected targets. 4. Prevents the position from being discovered by enemy forces. 5. Evacuates the area without being spotted. 6. Reports all specified priority intelligence requirements (PIR) and other intelligence requirements to the OPFOR headquarters (HQ).

**TASK:** Conduct an Ambush (5-OPFOR-0007)

**CONDITION:** The enemy is moving in a convoy. The opposing forces (OPFOR) element is positioned along the enemy's route.

**STANDARD:** The OPFOR element inflicts casualties on the enemy and causes vehicle and equipment damage. 1. Prepares an ambush site before the element arrives. 2. Surprises march element forces. 3. Inflicts heavy casualties within the designated kill zone. 4. Inflicts heavy damage to vehicles and equipment within the designated kill zone. 5. Delays the march element from reaching a specified destination for a specified period of time. 6. Withdraws on order. 7. Sustains no casualties. 8. Reports actions to superiors.

**TASK:** Disrupt Movement (5-OPFOR-0014)

**CONDITION:** The enemy is expected to move through the opposing forces (OPFOR) element's area of operations. The OPFOR element has received an operation order (OPORD) or fragmentary order (FRAGO) to disrupt enemy movement. The enemy has the capability to defend with direct fire and antiarmor weapons.

**STANDARD:** The OPFOR element delays enemy movement. 1. Delays the element. 2. Forces the element to deviate from its route. 3. Prevents the element from reaching its destination. 4. Surprises the element's main body.

**TASK:** Disrupt Enemy Movement and Operations Using Persistent and Nonpersistent Chemical Weapons (5-OPFOR-0015)

**CONDITION:** The opposing forces (OPFOR) element has located the enemy. Priority intelligence requirements (PIR) and other intelligence requirements have been obtained by OPFOR patrols. The OPFOR units deliver chemical agents, by means of conventional artillery weapons or aircraft, along selected supply routes and key bases in the rear area.

**STANDARD:** The OPFOR element disrupts enemy movement and operations using persistent and nonpersistent chemical weapons. 1. Delivers chemical agents in low and densely wooded areas. 2. Delays the movement of enemy supplies and equipment to the forward areas. 3. Restricts the movement of the enemy units in the rear area. 4. Channels the movement of enemy units into predesignated ambush areas. 5. Contaminates enemy supplies and equipment. 6. Inflicts a high rate of casualties on enemy forces.

**TASK:** Disrupt a Net Control Station (NCS) (5-OPFOR-0019)

**CONDITION:** The enemy has established a NCS. The opposing forces (OPFOR) element has radio and jamming equipment.

**STANDARD:** The OPFOR element attempts to disrupt an NCS. 1. Attempts to locate the radio frequency that the unit is operating on. 2. Attempts to enter the radio net. 3. Attempts to issue "bogus" orders to a unit on the net. 4. Jams the radio frequency and forces the unit to go to an alternate frequency.

**TASK:** Surrender to the Capturing Unit on the Battlefield (5-OPFOR-0024)

**CONDITION:** The enemy has captured the opposing forces (OPFOR) element's soldiers, documents, and equipment sensitive to the OPFOR tactical operations.

**STANDARD:** The OPFOR soldiers retain or destroy documents and equipment. The OPFOR element surrenders documents and equipment of no tactical use to the enemy and attempts to conceal or destroy items of tactical value. The OPFOR element attempts escape and evasion. 1. Prevents the successful capture of documents and equipment. 2. Destroys documents and equipment. 3. Removes identifying markings from equipment. 4. Removes unit-identifying insignia. 5. Provides misleading information. 6. Plans an escape. 7. Delays movement to the nearest collection point. 8. Prevents safeguarding of enemy prisoners of war (EPWs) in order to cause embarrassment to the United States (US).

**TASK:** Conduct a Raid (5-OPFOR-0004)

**CONDITION:** The opposing forces (OPFOR) element has occupied an objective rally point and has orders to conduct a raid on a combat service support (CSS) base.

**STANDARD:** The OPFOR element infiltrates the enemy's base and destroys all of the targets. 1. Surprises the enemy forces. 2. Assaults the support base and accomplishes the assigned tasks. 3. Destroys the specified equipment and supplies. 4. Avoids being decisively engaged. 5. Withdraws all personnel from the objective areas within the time prescribed. 6. Obtains all priority intelligence requirements (PIR) from the raid site. 7. Sustains only light casualties from enemy fire.

**TASK:** Conduct an Aerial Reconnaissance (5-OPFOR-0010)



**CONDITION:** The opposing forces (OPFOR) headquarters (HQ) element requires intelligence on the locations and identification of enemy elements. An aircraft is dispatched to take photographs and make a visual inspection of the enemy rear area.

**STANDARD:** The OPFOR element gathers photograph intelligence of the enemy. 1. Photographs the assigned sectors. 2. Makes quick visual checks where the ceiling is low. 3. Locates enemy positions in the area, particularly support and storage bases, and command and control (C2) facilities. 4. Sustains no loss of aircraft. 5. Reports priority intelligence requirements (PIR) and other information requirements to the OPFOR HQ.

**TASK:** Disrupt Construction of Vehicle Fighting Positions (5-OPFOR-0020)

**CONDITION:** The opposing forces (OPFOR) element has located the enemy. The priority intelligence requirements (PIR) and other intelligence obtained by OPFOR patrols indicate the enemy is constructing vehicle fighting positions within its defensive area. The OPFOR element has automatic and antiarmor weapons and light mortars.

**STANDARD:** The OPFOR element attempts to disrupt the enemy's efforts to establish vehicle fighting positions. 1. Locates the defensive area. 2. Surprises the main body. 3. Penetrates the defensive area with squad-size probes. 4. Inflicts casualties on the unit. 5. Destroys vehicles. 6. Disrupts the unit's preparations (prevents or delays beyond the unit's allotted time).

**TASK:** Defeat Obstacles (5-OPFOR-0009)

**CONDITION:** The opposing forces (OPFOR) element encounters an obstacle that blocks the avenue of approach as it advances upon the enemy forces.

**STANDARD:** The OPFOR element bypasses or breaches the enemy obstacle. 1. Detects the obstacle before halting its main body. 2. Defeats the obstacle. a. Bypasses the obstacle without entering the engagement areas. b. Breaches the obstacle within 45 minutes and passes its entire force through the obstacle. 3. Does not incur degradation to the point that the mission must be discontinued.

**TASK:** Conduct an Attack (5-OPFOR-0008)

**CONDITION:** The enemy is conducting tactical operations. The opposing forces (OPFOR) element receives orders to attack the enemy, the area of occupation, or the main supply route (MSR) with smoke.

**STANDARD:** The OPFOR element disrupts the enemy's movement and smoke operations. 1. Determines the delivery method of the smoke attack. 2. Locates the target. 3. Delivers the smoke attack downwind. 4. Attacks the enemy with smoke, and surge attacks when the enemy responds to the smoke.

**TASK:** Disrupt an Engineer Reconnaissance (5-OPFOR-0022)

**CONDITION:** The enemy is conducting an engineer reconnaissance. The opposing forces (OPFOR) element is positioned along the enemy's route.

**STANDARD:** The OPFOR element disrupts an engineer reconnaissance. 1. Prevents the unit from meeting its specified time schedule. 2. Forces the unit to deviate from its specified route. 3. Prevents the unit from accomplishing its assigned engineer reconnaissance. 4. Surprises the unit conducting the reconnaissance.

**TASK:** Conduct Terrorist and Saboteur Attacks (5-OPFOR-0005)

**CONDITION:** The opposing forces (OPFOR) element dispatches small teams into the enemy's rear area to disrupt combat service support (CSS) operations.

**STANDARD:** The enemy sustains disrupted command and control (C2), destroyed equipment and supplies, and light casualties. 1. Locates rear support bases and C2 facilities. 2. Delays and disrupts CSS operations through probes. 3. Infiltrates CSS bases to conduct sabotage and terrorist activities. 4. Inflicts light casualties. 5. Destroys supplies and equipment.

**TASK:** Maintain Contact (5-OPFOR-0003)

**CONDITION:** The opposing forces (OPFOR) element is engaged with enemy base defense forces. The enemy forces are withdrawing under pressure.

**STANDARD:** The OPFOR element maintains enemy contact while the enemy withdraws. 1. Engages the enemy forces decisively. 2. Advances the OPFOR as the enemy forces withdraw. 3. Inflicts heavy casualties. 4. Captures the members of the enemy force. 5. Captures documents and equipment. 6. Safeguards captured documents, equipment, and personnel.

**TASK:** Disrupt a Route Reconnaissance (5-OPFOR-0021)

**CONDITION:** The enemy is conducting a route reconnaissance. The opposing forces (OPFOR) element is positioned along the enemy's route.

**STANDARD:** The OPFOR element attempts to disrupt a squad/section conducting a route reconnaissance. 1. Prevents the unit from meeting its specified time schedule. 2. Forces the unit to deviate from its specified route. 3. Prevents the unit from reaching its assigned destination. 4. Surprises the squad/section. 5. Inflicts casualties on the unit.

**TASK:** Disrupt Defensive Preparations (5-OPFOR-0018)

**CONDITION:** The opposing forces (OPFOR) element has located the enemy. Priority intelligence requirements (PIR) and other intelligence requirements obtained by OPFOR patrols indicate that the enemy elements are establishing defensive positions. The OPFOR element has automatic and antiarmor weapons and light mortars.

**STANDARD:** The OPFOR element disrupts and delays the enemy's defensive preparations. 1. Locates and penetrates the enemy's security system. 2. Forces the enemy to delay defensive preparations. 3. Disrupts the enemy's obstacle preparations.

**TASK:** Disrupt Quartering Party Operations (5-OPFOR-0017)

**CONDITION:** The enemy is conducting quartering party operations. It has established an assembly area (AA) but has not moved in the main body.

**STANDARD:** The opposing forces (OPFOR) element attempts to disrupt quartering party operations and infiltrate the enemy's AA. 1. Locates the quartering party and the AA. 2. Surprises the main body. 3. Penetrates the AA with squad-size probes. 4. Inflicts personnel casualties and vehicle damage. 5. Disrupts the unit's preparations (prevents or delays beyond the unit's allotted time).

**TASK:** Disrupt Enemy Movement and Operations Using Tactical Nuclear Weapons (5-OPFOR-0016)

**CONDITION:** The opposing forces (OPFOR) element has located the enemy. Priority intelligence requirements (PIR) and other intelligence requirements have been obtained by OPFOR patrols. Tactical nuclear weapons are employed against key locations in the rear area.

**STANDARD:** The OPFOR element disrupts enemy movement and operations. 1. Disrupts or delays the movement of the enemy's equipment and supplies to the forward areas. 2. Destroys enemy equipment and supplies. 3. Inflicts a high rate of nuclear casualties among the enemy forces. 4. Denies the enemy the use of specified areas. 5. Contaminates the enemy's equipment and supplies.

**TASK:** Counter Passage of Lines (5-OPFOR-0012)

**CONDITION:** Enemy forces are in defensive positions, but they are expected to attempt passage-of-lines operations. The opposing forces (OPFOR) received orders to disrupt enemy passage-of-lines operations.

**STANDARD:** The OPFOR element delays or prevents enemy passage of lines. 1. Delays the passage. 2. Prevents the company from moving all personnel through the stationary unit. 3. Engages the main body of either the moving or the stationary unit.

**TASK:** Disrupt Assembly Area (AA) Activities (5-OPFOR-0013)

**CONDITION:** Intelligence reports indicate that platoon- and company-size enemy units are operating in the opposing forces (OPFOR) area of operations. Enemy units can defend from AAs with direct fire, antiarmor weapons, and indirect fire. The enemy has close air support (CAS) and nuclear, biological, and chemical (NBC) capabilities.

**STANDARD:** The OPFOR element locates and disrupts the enemy's AA activities. 1. Locates the element's AA. 2. Probes the AA with squad- or team-size elements. 3. Inflicts more than 5 percent casualties on the element. 4. Disrupts the element's preparations (prevents or delays beyond the element's allotted time).

**TASK:** Conduct Air Attacks (5-OPFOR-0002)

**CONDITION:** The opposing forces (OPFOR) element in the rear area has forwarded the positions of the enemy support sites or the locations of moving elements. The OPFOR aircraft have been dispatched to attack enemy installations or convoys.

**STANDARD:** The OPFOR element attempts to delay, disrupt, or damage the enemy targets by air. 1. Locates the target (support sites or convoys). 2. Makes attack runs on the designated targets. 3. Inflicts heavy damage to the selected target. 4. Sustains no loss of aircraft. 5. Delays moving the force for more than one hour.

**TASK:** Attack (5-OPFOR-0001)

**CONDITION:** The opposing forces (OPFOR) element has located the enemy. The priority intelligence requirements (PIR) and other intelligence requirements have been obtained by OPFOR patrols. The OPFOR element has automatic and antiarmor weapons and light mortars.

**STANDARD:** The OPFOR element attempts to seize the terrain, vehicles, or equipment. 1. Develops an attack plan. 2. Surprises the enemy unit's main body. 3. Initiates the attack using a scheme of maneuver that exploits the enemy's flanks, gaps, and weaknesses. 4. Uses covered and concealed routes to approach the enemy forces' flanks, gaps, or weakly held areas. 5. Employs indirect fire to support the attack. 6. Penetrates enemy defenses. 7. Destroys equipment and supplies. 8. Inflicts heavy casualties. 9. Isolates the combat service support (CSS) base by blocking reinforcements. 10. Forces enemy units to displace. 11. Avoids being fixed in one position. 12. Withdraws before the CSS base is reinforced with tactical combat forces.

**TASK:** Defend a Minefield (5-OPFOR-0023)

**CONDITION:** The enemy is conducting a minefield sweeping operation. The opposing forces (OPFOR) element has a minefield placed in the enemy's path. The minefield is under constant observation and fire.

**STANDARD:** The OPFOR element defends a minefield against an enemy element conducting a minefield sweeping operation. 1. Prevents the unit from detecting the obstacle. 2. Disrupts the minefield sweeping operation. 3. Prevents the unit from conducting the minefield sweeping operation, prevents the unit from moving all personnel through the breach or delays the completion of the minefield sweeping operation for more than 45 minutes.

**ELEMENT:** Mobility Support Platoon

**TASK:** React to Contact (05-3-7122)

(FM 7-7)

(FM 5-10)

(FM 101-5-1)

(FM 17-95)

**ITERATION:** 1 2 3 4 5 M (Circle)

**COMMANDER/LEADER ASSESSMENT:** T P U (Circle)

**CONDITIONS:** The platoon, moving mounted or dismounted, makes visual contact with the enemy or encounters enemy fire. Digital units have performed functionality checks, and systems are operational. Some iterations of this task should be performed in MOPP4.

**TASK STANDARDS:** The element returns fire within 3 seconds, locates and engages the enemy with well-aimed fire within 3 more seconds, and causes at least one enemy casualty. The leader can point out at least one-half of the enemy positions and identify the types of weapons, such as small arms or light machine guns. Digital units send and receive reports via frequency-modulated (FM) or digital means. The time required to perform this task is increased when conducting it in mission-oriented protection posture (MOPP) 4.

TASK STEPS AND PERFORMANCE MEASURES	GO	NO-GO
<p>1. The element makes visual contact with the enemy, evaluates the situation, and determines a course of action (COA).</p> <p>NOTE: Digital units populate the Force XXI Battle Command Brigade and Below (FBCB2) System with enemy locations to update situational awareness and the common operational picture as the situation permits.</p> <p>* 2. The element leader chooses to bypass the enemy if it is not a threat and the mission is not impeded.</p> <p>* 3. The element leader gives the order to conduct fire and movement if the enemy is a threat or the mission is impeded.</p> <p>4. The element reacts to enemy fire.</p> <ol style="list-style-type: none"> <li>Took cover immediately and returned fire within 3 seconds.</li> <li>Located actual or suspected enemy positions and engaged them with well-aimed fire within 3 more seconds.</li> <li>Made contact (visual or verbal) with the element members on their left and right.</li> </ol> <p>* 5. The element leader communicates with the element members.</p> <ol style="list-style-type: none"> <li>Relayed commands and signals to the squad leaders.</li> <li>Made frequent visual contact with the squad leaders.</li> </ol> <p>* 6. The squad leaders communicate with the squad members.</p> <ol style="list-style-type: none"> <li>Checked the status of the squad members either visually or verbally.</li> <li>Relayed commands and signals from the element leader.</li> </ol> <p>* 7. The element leader evaluates the situation and determines the COA.</p> <ol style="list-style-type: none"> <li>Used an assault element to attack the objective by using fire and movement if the enemy was outnumbered or the mission was impeded.</li> <li>Gave the order to disengage to defend from another battle position, prepared a counterattack, withdrew, or continued the mission if the element was outnumbered.</li> </ol>		

TASK STEPS AND PERFORMANCE MEASURES	GO	NO-GO
* 8. The element leader sends a spot report (SPOTREP) and includes enemy contact and casualty information. NOTE: Digital units send a SPOTREP using FM or digital means according to the standard operating procedure (SOP).		

TASK PERFORMANCE / EVALUATION SUMMARY BLOCK							
ITERATION	1	2	3	4	5	M	TOTAL
TOTAL TASK STEPS EVALUATED							
TOTAL TASK STEPS "GO"							
TRAINING STATUS "GO"/"NO-GO"							

"\*" indicates a leader task step.

#### SUPPORTING INDIVIDUAL TASKS

Task Number	Task Title
071-311-2007	Engage Targets with an M16A1or M16A2 Rifle
071-311-2025	Maintain an M16A1or M16A2 Rifle
071-311-2026	Perform a Function Check on an M16A1or M16A2 Rifle
071-311-2027	Load an M16A1or M16A2 Rifle
071-311-2028	Unload an M16A1or M16A2 Rifle
071-311-2029	Correct Malfunctions of an M16A1or M16A2 Rifle
071-325-4401	Perform Safety Checks on Hand Grenades
071-325-4407	Employ Hand Grenades
071-326-0502	Move Under Direct Fire
071-326-0510	React to Indirect Fire While Dismounted

#### SUPPORTING COLLECTIVE TASKS: NONE

#### OPFOR TASKS AND STANDARDS

**TASK:** Conduct an Attack (5-OPFOR-0008)

**CONDITION:** The enemy is conducting tactical operations. The opposing forces (OPFOR) element receives orders to attack the enemy, the area of occupation, or the main supply route (MSR) with smoke.

**STANDARD:** The OPFOR element disrupts the enemy's movement and smoke operations. 1. Determines the delivery method of the smoke attack. 2. Locates the target. 3. Delivers the smoke attack downwind. 4. Attacks the enemy with smoke, and surge attacks when the enemy responds to the smoke.

**TASK:** Conduct a Raid (5-OPFOR-0004)

**CONDITION:** The opposing forces (OPFOR) element has occupied an objective rally point and has orders to conduct a raid on a combat service support (CSS) base.

**STANDARD:** The OPFOR element infiltrates the enemy's base and destroys all of the targets. 1. Surprises the enemy forces. 2. Assaults the support base and accomplishes the assigned tasks. 3. Destroys the specified equipment and supplies. 4. Avoids being decisively engaged. 5. Withdraws all personnel from the objective areas within the time prescribed. 6. Obtains all priority intelligence requirements (PIR) from the raid site. 7. Sustains only light casualties from enemy fire.

**TASK:** Conduct an Aerial Reconnaissance (5-OPFOR-0010)

**CONDITION:** The opposing forces (OPFOR) headquarters (HQ) element requires intelligence on the locations and identification of enemy elements. An aircraft is dispatched to take photographs and make a visual inspection of the enemy rear area.

**STANDARD:** The OPFOR element gathers photograph intelligence of the enemy. 1. Photographs the assigned sectors. 2. Makes quick visual checks where the ceiling is low. 3. Locates enemy positions in the area, particularly support and storage bases, and command and control (C2) facilities. 4. Sustains no loss of aircraft. 5. Reports priority intelligence requirements (PIR) and other information requirements to the OPFOR HQ.

**TASK:** Disrupt Construction of Vehicle Fighting Positions (5-OPFOR-0020)

**CONDITION:** The opposing forces (OPFOR) element has located the enemy. The priority intelligence requirements (PIR) and other intelligence obtained by OPFOR patrols indicate the enemy is constructing vehicle fighting positions within its defensive area. The OPFOR element has automatic and antiarmor weapons and light mortars.

**STANDARD:** The OPFOR element attempts to disrupt the enemy's efforts to establish vehicle fighting positions. 1. Locates the defensive area. 2. Surprises the main body. 3. Penetrates the defensive area with squad-size probes. 4. Inflicts casualties on the unit. 5. Destroys vehicles. 6. Disrupts the unit's preparations (prevents or delays beyond the unit's allotted time).

**TASK:** Defeat Obstacles (5-OPFOR-0009)

**CONDITION:** The opposing forces (OPFOR) element encounters an obstacle that blocks the avenue of approach as it advances upon the enemy forces.

**STANDARD:** The OPFOR element bypasses or breaches the enemy obstacle. 1. Detects the obstacle before halting its main body. 2. Defeats the obstacle. a. Bypasses the obstacle without entering the engagement areas. b. Breaches the obstacle within 45 minutes and passes its entire force through the obstacle. 3. Does not incur degradation to the point that the mission must be discontinued.

**TASK:** Disrupt an Engineer Reconnaissance (5-OPFOR-0022)

**CONDITION:** The enemy is conducting an engineer reconnaissance. The opposing forces (OPFOR) element is positioned along the enemy's route.

**STANDARD:** The OPFOR element disrupts an engineer reconnaissance. 1. Prevents the unit from meeting its specified time schedule. 2. Forces the unit to deviate from its specified route. 3. Prevents the unit from accomplishing its assigned engineer reconnaissance. 4. Surprises the unit conducting the reconnaissance.

**TASK:** Conduct an Ambush (5-OPFOR-0007)

**CONDITION:** The enemy is moving in a convoy. The opposing forces (OPFOR) element is positioned along the enemy's route.

**STANDARD:** The OPFOR element inflicts casualties on the enemy and causes vehicle and equipment damage. 1. Prepares an ambush site before the element arrives. 2. Surprises march element forces. 3. Inflicts heavy casualties within the designated kill zone. 4. Inflicts heavy damage to vehicles and equipment within the designated kill zone. 5. Delays the march element from reaching a specified destination for a specified period of time. 6. Withdraws on order. 7. Sustains no casualties. 8. Reports actions to superiors.

**TASK:** Conduct Terrorist and Saboteur Attacks (5-OPFOR-0005)

**CONDITION:** The opposing forces (OPFOR) element dispatches small teams into the enemy's rear area to disrupt combat service support (CSS) operations.

**STANDARD:** The enemy sustains disrupted command and control (C2), destroyed equipment and supplies, and light casualties. 1. Locates rear support bases and C2 facilities. 2. Delays and disrupts CSS operations through probes. 3. Infiltrates CSS bases to conduct sabotage and terrorist activities. 4. Inflicts light casualties. 5. Destroys supplies and equipment.

**TASK:** Maintain Contact (5-OPFOR-0003)

**CONDITION:** The opposing forces (OPFOR) element is engaged with enemy base defense forces. The enemy forces are withdrawing under pressure.

**STANDARD:** The OPFOR element maintains enemy contact while the enemy withdraws. 1. Engages the enemy forces decisively. 2. Advances the OPFOR as the enemy forces withdraw. 3. Inflicts heavy casualties. 4. Captures the members of the enemy force. 5. Captures documents and equipment. 6. Safeguards captured documents, equipment, and personnel.

**TASK:** Disrupt a Route Reconnaissance (5-OPFOR-0021)

**CONDITION:** The enemy is conducting a route reconnaissance. The opposing forces (OPFOR) element is positioned along the enemy's route.

**STANDARD:** The OPFOR element attempts to disrupt a squad/section conducting a route reconnaissance. 1. Prevents the unit from meeting its specified time schedule. 2. Forces the unit to deviate from its specified route. 3. Prevents the unit from reaching its assigned destination. 4. Surprises the squad/section. 5. Inflicts casualties on the unit.

**TASK:** Disrupt a Net Control Station (NCS) (5-OPFOR-0019)

**CONDITION:** The enemy has established a NCS. The opposing forces (OPFOR) element has radio and jamming equipment.

**STANDARD:** The OPFOR element attempts to disrupt an NCS. 1. Attempts to locate the radio frequency that the unit is operating on. 2. Attempts to enter the radio net. 3. Attempts to issue "bogus" orders to a unit on the net. 4. Jams the radio frequency and forces the unit to go to an alternate frequency.

**TASK:** Disrupt Defensive Preparations (5-OPFOR-0018)

**CONDITION:** The opposing forces (OPFOR) element has located the enemy. Priority intelligence requirements (PIR) and other intelligence requirements obtained by OPFOR patrols indicate that the enemy elements are establishing defensive positions. The OPFOR element has automatic and antiarmor weapons and light mortars.



**STANDARD:** The OPFOR element disrupts and delays the enemy's defensive preparations. 1. Locates and penetrates the enemy's security system. 2. Forces the enemy to delay defensive preparations. 3. Disrupts the enemy's obstacle preparations.

**TASK:** Disrupt Quartering Party Operations (5-OPFOR-0017)

**CONDITION:** The enemy is conducting quartering party operations. It has established an assembly area (AA) but has not moved in the main body.

**STANDARD:** The opposing forces (OPFOR) element attempts to disrupt quartering party operations and infiltrate the enemy's AA. 1. Locates the quartering party and the AA. 2. Surprises the main body. 3. Penetrates the AA with squad-size probes. 4. Inflicts personnel casualties and vehicle damage. 5. Disrupts the unit's preparations (prevents or delays beyond the unit's allotted time).

**TASK:** Disrupt Enemy Movement and Operations Using Tactical Nuclear Weapons (5-OPFOR-0016)

**CONDITION:** The opposing forces (OPFOR) element has located the enemy. Priority intelligence requirements (PIR) and other intelligence requirements have been obtained by OPFOR patrols. Tactical nuclear weapons are employed against key locations in the rear area.

**STANDARD:** The OPFOR element disrupts enemy movement and operations. 1. Disrupts or delays the movement of the enemy's equipment and supplies to the forward areas. 2. Destroys enemy equipment and supplies. 3. Inflicts a high rate of nuclear casualties among the enemy forces. 4. Denies the enemy the use of specified areas. 5. Contaminates the enemy's equipment and supplies.

**TASK:** Disrupt Enemy Movement and Operations Using Persistent and Nonpersistent Chemical Weapons (5-OPFOR-0015)

**CONDITION:** The opposing forces (OPFOR) element has located the enemy. Priority intelligence requirements (PIR) and other intelligence requirements have been obtained by OPFOR patrols. The OPFOR units deliver chemical agents, by means of conventional artillery weapons or aircraft, along selected supply routes and key bases in the rear area.

**STANDARD:** The OPFOR element disrupts enemy movement and operations using persistent and nonpersistent chemical weapons. 1. Delivers chemical agents in low and densely wooded areas. 2. Delays the movement of enemy supplies and equipment to the forward areas. 3. Restricts the movement of the enemy units in the rear area. 4. Channels the movement of enemy units into predesignated ambush areas. 5. Contaminates enemy supplies and equipment. 6. Inflicts a high rate of casualties on enemy forces.

**TASK:** Counter Passage of Lines (5-OPFOR-0012)

**CONDITION:** Enemy forces are in defensive positions, but they are expected to attempt passage-of-lines operations. The opposing forces (OPFOR) received orders to disrupt enemy passage-of-lines operations.

**STANDARD:** The OPFOR element delays or prevents enemy passage of lines. 1. Delays the passage. 2. Prevents the company from moving all personnel through the stationary unit. 3. Engages the main body of either the moving or the stationary unit.

**TASK:** Disrupt Movement (5-OPFOR-0014)

**CONDITION:** The enemy is expected to move through the opposing forces (OPFOR) element's area of operations. The OPFOR element has received an operation order (OPORD) or fragmentary order (FRAGO) to disrupt enemy movement. The enemy has the capability to defend with direct fire and antiarmor weapons.

**STANDARD:** The OPFOR element delays enemy movement. 1. Delays the element. 2. Forces the element to deviate from its route. 3. Prevents the element from reaching its destination. 4. Surprises the element's main body.

**TASK:** Disrupt Assembly Area (AA) Activities (5-OPFOR-0013)

**CONDITION:** Intelligence reports indicate that platoon- and company-size enemy units are operating in the opposing forces (OPFOR) area of operations. Enemy units can defend from AAs with direct fire, antiarmor weapons, and indirect fire. The enemy has close air support (CAS) and nuclear, biological, and chemical (NBC) capabilities.

**STANDARD:** The OPFOR element locates and disrupts the enemy's AA activities. 1. Locates the element's AA. 2. Probes the AA with squad- or team-size elements. 3. Inflicts more than 5 percent casualties on the element. 4. Disrupts the element's preparations (prevents or delays beyond the element's allotted time).

**TASK:** Attack (5-OPFOR-0001)

**CONDITION:** The opposing forces (OPFOR) element has located the enemy. The priority intelligence requirements (PIR) and other intelligence requirements have been obtained by OPFOR patrols. The OPFOR element has automatic and antiarmor weapons and light mortars.

**STANDARD:** The OPFOR element attempts to seize the terrain, vehicles, or equipment. 1. Develops an attack plan. 2. Surprises the enemy unit's main body. 3. Initiates the attack using a scheme of maneuver that exploits the enemy's flanks, gaps, and weaknesses. 4. Uses covered and concealed routes to approach the enemy forces' flanks, gaps, or weakly held areas. 5. Employs indirect fire to support the attack. 6. Penetrates enemy defenses. 7. Destroys equipment and supplies. 8. Inflicts heavy casualties. 9. Isolates the combat service support (CSS) base by blocking reinforcements. 10. Forces enemy units to displace. 11. Avoids being fixed in one position. 12. Withdraws before the CSS base is reinforced with tactical combat forces.

**TASK:** Surrender to the Capturing Unit on the Battlefield (5-OPFOR-0024)

**CONDITION:** The enemy has captured the opposing forces (OPFOR) element's soldiers, documents, and equipment sensitive to the OPFOR tactical operations.

**STANDARD:** The OPFOR soldiers retain or destroy documents and equipment. The OPFOR element surrenders documents and equipment of no tactical use to the enemy and attempts to conceal or destroy items of tactical value. The OPFOR element attempts escape and evasion. 1. Prevents the successful capture of documents and equipment. 2. Destroys documents and equipment. 3. Removes identifying markings from equipment. 4. Removes unit-identifying insignia. 5. Provides misleading information. 6. Plans an escape. 7. Delays movement to the nearest collection point. 8. Prevents safeguarding of enemy prisoners of war (EPWs) in order to cause embarrassment to the United States (US).

**TASK:** Conduct Air Attacks (5-OPFOR-0002)

**CONDITION:** The opposing forces (OPFOR) element in the rear area has forwarded the positions of the enemy support sites or the locations of moving elements. The OPFOR aircraft have been dispatched to attack enemy installations or convoys.

**STANDARD:** The OPFOR element attempts to delay, disrupt, or damage the enemy targets by air. 1. Locates the target (support sites or convoys). 2. Makes attack runs on the designated targets. 3. Inflicts heavy damage to the selected target. 4. Sustains no loss of aircraft. 5. Delays moving the force for more than one hour.

**TASK:** Conduct Sniper Operations (5-OPFOR-0006)

**CONDITION:** The opposing forces (OPFOR) element has assigned snipers (regular or irregular elements) in the enemy's rear area along the main supply route (MSR) and near support sites.

**STANDARD:** The OPFOR element kills or wounds targets. 1. Sets up a well-concealed location. 2. Engages vehicle drivers or personnel on foot with short bursts of semiautomatic fire. 3. Kills or wounds selected targets. 4. Prevents the position from being discovered by enemy forces. 5. Evacuates the area without being spotted. 6. Reports all specified priority intelligence requirements (PIR) and other intelligence requirements to the OPFOR headquarters (HQ).

**TASK:** Defend a Minefield (5-OPFOR-0023)

**CONDITION:** The enemy is conducting a minefield sweeping operation. The opposing forces (OPFOR) element has a minefield placed in the enemy's path. The minefield is under constant observation and fire.

**STANDARD:** The OPFOR element defends a minefield against an enemy element conducting a minefield sweeping operation. 1. Prevents the unit from detecting the obstacle. 2. Disrupts the minefield sweeping operation. 3. Prevents the unit from conducting the minefield sweeping operation, prevents the unit from moving all personnel through the breach or delays the completion of the minefield sweeping operation for more than 45 minutes.

**ELEMENTS:** Company Headquarters  
 Three Combat Mobility Platoons  
 Nine Combat Engineer Squads  
 Mobility Support Platoon  
 Three Mobility Sections

**TASK:** Create an Abatis (05-4-0205)  
 (FM 5-250) (FM 5-34)

**ITERATION:** 1 2 3 4 5 M (Circle)

**COMMANDER/LEADER ASSESSMENT:** T P U (Circle)

**CONDITIONS:** The squad is ordered to create an abatis. Department of the Army (DA) Forms 2203-R are available. Digital units have performed functionality checks, and systems are operational. The site selected complies with the requirements for an effective abatis. Some iterations of this task should be performed in MOPP4.

**TASK STANDARDS:** The element creates an abatis within 25 percent of the time estimated in the reconnaissance report. The abatis is a minimum of 75 meters deep and tied to existing or reinforced obstacles. There are 10 to 25 trees on each side of the road. Seventy-five percent of the trees are attached to their stumps. The abatis stops or delays an enemy main battle tank (MBT). Digital units submit reports and obstacle locations according to the unit's tactical standard operating procedures (TACSOP) using frequency-modulated (FM) or digital means. DA Forms 2203-R are submitted according to the applicable STANAG requirements. The time required to perform this task is increased when conducting it in mission-oriented protection posture (MOPP) 4.

TASK STEPS AND PERFORMANCE MEASURES	GO	NO-GO
<p>* 1. The squad leader obtains technical information from the reconnaissance report.          NOTE: This information can be provided by the squad leader or collected from other sources such as the Intelligence Officer (US Army) (S2) or other units.</p> <ul style="list-style-type: none"> <li>a. Detailed a plan and side-view sketch showing the overall dimensions and lines of cut.</li> <li>b. Determined the spacing between trees to be cut, the tree diameters, the amount of explosives required for each tree, and examples of charge placement.</li> <li>c. Detailed a sketch showing the firing initiation system.</li> <li>d. Itemized a bill of explosives showing the quantity and types, a list of equipment, and an estimation of time and labor needed to prepare and fire the demolition.</li> </ul> <p>2. To minimize the time spent on-site, the squad prepares materials and equipment for the demolition; for example, primes blocks of explosive with detonating cord and prepares individual charges.</p> <p>* 3. The squad leader issues orders to the squad using the five-paragraph field-order format. The orders emphasize site security and noise and light discipline, and ensure that each member knows exactly what to do.</p> <p>4. The squad moves to the obstacle location.</p> <ul style="list-style-type: none"> <li>a. Ensured that no personnel rode in the rear of a vehicle carrying explosives.</li> <li>b. Carried the blasting caps in a separate vehicle.</li> </ul> <p>NOTE: If this is not possible, place the caps in a closed metal can; carry them in the front of the vehicle and carry the explosives in the rear.</p>		

TASK STEPS AND PERFORMANCE MEASURES	GO	NO-GO
<p>* 5. The squad leader selects the trees to be cut based on anticipated enemy vehicles. The trees are measured at a point on the trunk 1.5 meters above the ground.</p> <ul style="list-style-type: none"> <li>a. Selected trees about 60 centimeters in diameter to oppose tracked vehicles.</li> <li>b. Selected trees spaced 3 to 4 meters apart to provide sufficient obstacle density.</li> </ul> <p>NOTES:</p> <ol style="list-style-type: none"> <li>1. This method prevents vehicles, especially tracks, from driving over the tops of fallen trees.</li> <li>2. The platoon leader coordinates with the maneuver commander to ensure that the final obstacle location is covered by direct or indirect fire and is tied to existing or reinforced obstacles.</li> </ol> <p>6. The squad creates an abatis using pioneer tools.</p> <ul style="list-style-type: none"> <li>a. Cut the trees on one side of the trail or road.             <ol style="list-style-type: none"> <li>(1) Felled the trees at a 45-degree angle to the road with the tops toward the enemy.</li> <li>(2) Cut the trees 1.5 meters above the ground.</li> <li>(3) Did not cut the trees completely through the trunk; allowed the trunk to remain attached to the stump to impede the enemy in clearing the obstacle.</li> </ol> </li> <li>b. Used the same procedures on the opposite side of the road; cut the trees and felled them on the top of the previously cut trees.</li> </ul> <p>7. The squad creates an abatis with explosives.</p> <ul style="list-style-type: none"> <li>a. Prepared a test shot on a tree.             <ol style="list-style-type: none"> <li>(1) Calculated the charge using <math>P = D^2/50</math>-- where: P = pounds of TNT, D = diameter of tree in inches at 1.5 meters from the ground.</li> </ol> </li> </ul> <p>NOTE: Formula is pounds equals diameter squared divided by 50.</p> <ol style="list-style-type: none"> <li>(2) Removed the bark before placing the charge.</li> <li>(3) Placed the charge 1.5 meters above the ground on the side of the direction of fall.</li> <li>(4) Primed the charge in the center of the outside face of the explosives. Ensured that the charge was twice as wide as it was high and 2.5 to 5.0 centimeters thick.</li> <li>(5) Attached the charge firmly with tape, wire, or twine.</li> </ol> <ul style="list-style-type: none"> <li>b. Fired the test shot and adjusted the charges as necessary. Calculated the charge for each tree using the test-shot data.</li> <li>c. Placed charges on all the trees to be felled. See Subtask 7a.</li> <li>d. Laid ring mains and attached branch lines with a girth hitch and one extra turn.             <ol style="list-style-type: none"> <li>(1) Checked the initiation system for breaks.</li> <li>(2) Ensured that the detonating cord, ring mains, and branch lines had no sharp bends and did not cross over each other except where connected by knots or detonating-cord clips.</li> <li>(3) Placed two ring mains on each side of the road if the charges were dual-primed.</li> </ol> </li> </ul> <p>8. The squad prepares the demolition target to state 1 (if it is a reserved target) and awaits orders to arm and fire.</p> <p>9. The squad prepares the demolition target to state 1 (if it is a preliminary target) and advises higher headquarters (HQ) that it is ready to execute the target. If permission has been given to execute the target upon completion, the target is brought to state 2 and executed.</p>		

TASK STEPS AND PERFORMANCE MEASURES	GO	NO-GO
<p>*10. The squad leader may turn over the target to a demolition firing party. Whenever possible, the turnover procedures are as detailed as those found in part 4 of the North Atlantic Treaty Organization (NATO) obstacle folder. See Field Manual (FM) 5-250.</p> <p>11. The squad executes the target.</p> <p>12. The squad improves the abatis, if time permits.</p> <ol style="list-style-type: none"> <li>Laid mines and booby traps (if authority was given) along the enemy side approaches and in the first 10 meters of the obstacle. Recorded the placement on DA Form 1355.</li> <li>Used wire rope to join the trees together beginning on the enemy side.</li> <li>Laid concertina wire to enhance the mines and booby traps on the enemy side.</li> </ol> <p>NOTE: The wire can be laid throughout the abatis.</p> <p>*13. The squad leader reports the intermediate status, completion, and results to higher HQ, to include the obstacle depth and possible bypass routes.</p> <p>NOTE: Digital units populate the Force XXI Battle Command Brigade and Below (FBCB2) System and report to higher HQ the location of the obstacle.</p>		

TASK PERFORMANCE / EVALUATION SUMMARY BLOCK							
ITERATION	1	2	3	4	5	M	TOTAL
TOTAL TASK STEPS EVALUATED							
TOTAL TASK STEPS "GO"							
TRAINING STATUS "GO"/"NO-GO"							

"\*" indicates a leader task step.

#### SUPPORTING INDIVIDUAL TASKS

Task Number	Task Title
052-193-3055	Prepare or Compile a Nonnuclear-Demolition Target Folder

#### SUPPORTING COLLECTIVE TASKS

Task Number	Task Title
05-2-0408	Plan and Direct an Engineer Reconnaissance
05-2-0514	Emplace Tactical Obstacles
05-3-0407	Conduct an Engineer Reconnaissance
05-3-0412	Conduct a Technical Reconnaissance
19-1-1102	Coordinate Route Reconnaissance and Surveillance

#### OPFOR TASKS AND STANDARDS

**TASK:** Conduct Air Attacks (5-OPFOR-0002)

**CONDITION:** The opposing forces (OPFOR) element in the rear area has forwarded the positions of the enemy support sites or the locations of moving elements. The OPFOR aircraft have been dispatched to attack enemy installations or convoys.

**STANDARD:** The OPFOR element attempts to delay, disrupt, or damage the enemy targets by air. 1. Locates the target (support sites or convoys). 2. Makes attack runs on the designated targets. 3. Inflicts heavy damage to the selected target. 4. Sustains no loss of aircraft. 5. Delays moving the force for more than one hour.

**TASK:** Maintain Contact (5-OPFOR-0003)

**CONDITION:** The opposing forces (OPFOR) element is engaged with enemy base defense forces. The enemy forces are withdrawing under pressure.

**STANDARD:** The OPFOR element maintains enemy contact while the enemy withdraws. 1. Engages the enemy forces decisively. 2. Advances the OPFOR as the enemy forces withdraw. 3. Inflicts heavy casualties. 4. Captures the members of the enemy force. 5. Captures documents and equipment. 6. Safeguards captured documents, equipment, and personnel.

**TASK:** Conduct a Raid (5-OPFOR-0004)

**CONDITION:** The opposing forces (OPFOR) element has occupied an objective rally point and has orders to conduct a raid on a combat service support (CSS) base.

**STANDARD:** The OPFOR element infiltrates the enemy's base and destroys all of the targets. 1. Surprises the enemy forces. 2. Assaults the support base and accomplishes the assigned tasks. 3. Destroys the specified equipment and supplies. 4. Avoids being decisively engaged. 5. Withdraws all personnel from the objective areas within the time prescribed. 6. Obtains all priority intelligence requirements (PIR) from the raid site. 7. Sustains only light casualties from enemy fire.

**TASK:** Conduct Sniper Operations (5-OPFOR-0006)

**CONDITION:** The opposing forces (OPFOR) element has assigned snipers (regular or irregular elements) in the enemy's rear area along the main supply route (MSR) and near support sites.

**STANDARD:** The OPFOR element kills or wounds targets. 1. Sets up a well-concealed location. 2. Engages vehicle drivers or personnel on foot with short bursts of semiautomatic fire. 3. Kills or wounds selected targets. 4. Prevents the position from being discovered by enemy forces. 5. Evacuates the area without being spotted. 6. Reports all specified priority intelligence requirements (PIR) and other intelligence requirements to the OPFOR headquarters (HQ).

**TASK:** Conduct an Attack (5-OPFOR-0008)

**CONDITION:** The enemy is conducting tactical operations. The opposing forces (OPFOR) element receives orders to attack the enemy, the area of occupation, or the main supply route (MSR) with smoke.

**STANDARD:** The OPFOR element disrupts the enemy's movement and smoke operations. 1. Determines the delivery method of the smoke attack. 2. Locates the target. 3. Delivers the smoke attack downwind. 4. Attacks the enemy with smoke, and surge attacks when the enemy responds to the smoke.

**TASK:** Defeat Obstacles (5-OPFOR-0009)

**CONDITION:** The opposing forces (OPFOR) element encounters an obstacle that blocks the avenue of approach as it advances upon the enemy forces.

**STANDARD:** The OPFOR element bypasses or breaches the enemy obstacle. 1. Detects the obstacle before halting its main body. 2. Defeats the obstacle. a. Bypasses the obstacle without entering the engagement areas. b. Breaches the obstacle within 45 minutes and passes its entire force through the obstacle. 3. Does not incur degradation to the point that the mission must be discontinued.

**TASK:** Conduct an Aerial Reconnaissance (5-OPFOR-0010)

**CONDITION:** The opposing forces (OPFOR) headquarters (HQ) element requires intelligence on the locations and identification of enemy elements. An aircraft is dispatched to take photographs and make a visual inspection of the enemy rear area.

**STANDARD:** The OPFOR element gathers photograph intelligence of the enemy. 1. Photographs the assigned sectors. 2. Makes quick visual checks where the ceiling is low. 3. Locates enemy positions in the area, particularly support and storage bases, and command and control (C2) facilities. 4. Sustains no loss of aircraft. 5. Reports priority intelligence requirements (PIR) and other information requirements to the OPFOR HQ.

**TASK:** Gather Intelligence (5-OPFOR-0011)

**CONDITION:** The opposing forces (OPFOR) small element, operating in the rear area, is planning attacks on enemy bases. Information is needed to complete the plans.

**STANDARD:** The OPFOR element infiltrates, gathers intelligence information, and submits its findings to the command. 1. Identifies all priority intelligence requirements (PIR) and other intelligence requirements. 2. Passes through any outpost, defensive wire, or warning devices undetected. 3. Moves to an observation point that offers cover and concealment and is clear enough to gather PIR and other intelligence requirements. 4. Gathers all PIR and other intelligence requirements. 5. Withdraws from the area undetected. 6. Reports all information to the OPFOR headquarters (HQ).

**TASK:** Disrupt Enemy Movement and Operations Using Persistent and Nonpersistent Chemical Weapons (5-OPFOR-0015)

**CONDITION:** The opposing forces (OPFOR) element has located the enemy. Priority intelligence requirements (PIR) and other intelligence requirements have been obtained by OPFOR patrols. The OPFOR units deliver chemical agents, by means of conventional artillery weapons or aircraft, along selected supply routes and key bases in the rear area.

**STANDARD:** The OPFOR element disrupts enemy movement and operations using persistent and nonpersistent chemical weapons. 1. Delivers chemical agents in low and densely wooded areas. 2. Delays the movement of enemy supplies and equipment to the forward areas. 3. Restricts the movement of the enemy units in the rear area. 4. Channels the movement of enemy units into predesignated ambush areas. 5. Contaminates enemy supplies and equipment. 6. Inflicts a high rate of casualties on enemy forces.

**TASK:** Surrender to the Capturing Unit on the Battlefield (5-OPFOR-0024)

**CONDITION:** The enemy has captured the opposing forces (OPFOR) element's soldiers, documents, and equipment sensitive to the OPFOR tactical operations.

**STANDARD:** The OPFOR soldiers retain or destroy documents and equipment. The OPFOR element surrenders documents and equipment of no tactical use to the enemy and attempts to conceal or destroy items of tactical value. The OPFOR element attempts escape and evasion. 1. Prevents the successful capture of documents and equipment. 2. Destroys documents and equipment. 3. Removes identifying markings from equipment. 4. Removes unit-identifying insignia. 5. Provides misleading information. 6. Plans an escape. 7. Delays movement to the nearest collection point. 8. Prevents safeguarding of enemy prisoners of war (EPWs) in order to cause embarrassment to the United States (US).

**TASK:** Disrupt Construction of Vehicle Fighting Positions (5-OPFOR-0020)



**CONDITION:** The opposing forces (OPFOR) element has located the enemy. The priority intelligence requirements (PIR) and other intelligence obtained by OPFOR patrols indicate the enemy is constructing vehicle fighting positions within its defensive area. The OPFOR element has automatic and antiarmor weapons and light mortars.

**STANDARD:** The OPFOR element attempts to disrupt the enemy's efforts to establish vehicle fighting positions. 1. Locates the defensive area. 2. Surprises the main body. 3. Penetrates the defensive area with squad-size probes. 4. Inflicts casualties on the unit. 5. Destroys vehicles. 6. Disrupts the unit's preparations (prevents or delays beyond the unit's allotted time).

**TASK:** Disrupt an Engineer Reconnaissance (5-OPFOR-0022)

**CONDITION:** The enemy is conducting an engineer reconnaissance. The opposing forces (OPFOR) element is positioned along the enemy's route.

**STANDARD:** The OPFOR element disrupts an engineer reconnaissance. 1. Prevents the unit from meeting its specified time schedule. 2. Forces the unit to deviate from its specified route. 3. Prevents the unit from accomplishing its assigned engineer reconnaissance. 4. Surprises the unit conducting the reconnaissance.

**TASK:** Conduct an Ambush (5-OPFOR-0007)

**CONDITION:** The enemy is moving in a convoy. The opposing forces (OPFOR) element is positioned along the enemy's route.

**STANDARD:** The OPFOR element inflicts casualties on the enemy and causes vehicle and equipment damage. 1. Prepares an ambush site before the element arrives. 2. Surprises march element forces. 3. Inflicts heavy casualties within the designated kill zone. 4. Inflicts heavy damage to vehicles and equipment within the designated kill zone. 5. Delays the march element from reaching a specified destination for a specified period of time. 6. Withdraws on order. 7. Sustains no casualties. 8. Reports actions to superiors.

**TASK:** Conduct Terrorist and Saboteur Attacks (5-OPFOR-0005)

**CONDITION:** The opposing forces (OPFOR) element dispatches small teams into the enemy's rear area to disrupt combat service support (CSS) operations.

**STANDARD:** The enemy sustains disrupted command and control (C2), destroyed equipment and supplies, and light casualties. 1. Locates rear support bases and C2 facilities. 2. Delays and disrupts CSS operations through probes. 3. Infiltrates CSS bases to conduct sabotage and terrorist activities. 4. Inflicts light casualties. 5. Destroys supplies and equipment.

**TASK:** Disrupt a Route Reconnaissance (5-OPFOR-0021)

**CONDITION:** The enemy is conducting a route reconnaissance. The opposing forces (OPFOR) element is positioned along the enemy's route.

**STANDARD:** The OPFOR element attempts to disrupt a squad/section conducting a route reconnaissance. 1. Prevents the unit from meeting its specified time schedule. 2. Forces the unit to deviate from its specified route. 3. Prevents the unit from reaching its assigned destination. 4. Surprises the squad/section. 5. Inflicts casualties on the unit.

**TASK:** Disrupt a Net Control Station (NCS) (5-OPFOR-0019)

**CONDITION:** The enemy has established a NCS. The opposing forces (OPFOR) element has radio and jamming equipment.

**STANDARD:** The OPFOR element attempts to disrupt an NCS. 1. Attempts to locate the radio frequency that the unit is operating on. 2. Attempts to enter the radio net. 3. Attempts to issue "bogus" orders to a unit on the net. 4. Jams the radio frequency and forces the unit to go to an alternate frequency.

**TASK:** Disrupt Defensive Preparations (5-OPFOR-0018)

**CONDITION:** The opposing forces (OPFOR) element has located the enemy. Priority intelligence requirements (PIR) and other intelligence requirements obtained by OPFOR patrols indicate that the enemy elements are establishing defensive positions. The OPFOR element has automatic and antiarmor weapons and light mortars.

**STANDARD:** The OPFOR element disrupts and delays the enemy's defensive preparations. 1. Locates and penetrates the enemy's security system. 2. Forces the enemy to delay defensive preparations. 3. Disrupts the enemy's obstacle preparations.

**TASK:** Disrupt Quartering Party Operations (5-OPFOR-0017)

**CONDITION:** The enemy is conducting quartering party operations. It has established an assembly area (AA) but has not moved in the main body.

**STANDARD:** The opposing forces (OPFOR) element attempts to disrupt quartering party operations and infiltrate the enemy's AA. 1. Locates the quartering party and the AA. 2. Surprises the main body. 3. Penetrates the AA with squad-size probes. 4. Inflicts personnel casualties and vehicle damage. 5. Disrupts the unit's preparations (prevents or delays beyond the unit's allotted time).

**TASK:** Disrupt Enemy Movement and Operations Using Tactical Nuclear Weapons (5-OPFOR-0016)

**CONDITION:** The opposing forces (OPFOR) element has located the enemy. Priority intelligence requirements (PIR) and other intelligence requirements have been obtained by OPFOR patrols. Tactical nuclear weapons are employed against key locations in the rear area.

**STANDARD:** The OPFOR element disrupts enemy movement and operations. 1. Disrupts or delays the movement of the enemy's equipment and supplies to the forward areas. 2. Destroys enemy equipment and supplies. 3. Inflicts a high rate of nuclear casualties among the enemy forces. 4. Denies the enemy the use of specified areas. 5. Contaminates the enemy's equipment and supplies.

**TASK:** Disrupt Movement (5-OPFOR-0014)

**CONDITION:** The enemy is expected to move through the opposing forces (OPFOR) element's area of operations. The OPFOR element has received an operation order (OPORD) or fragmentary order (FRAGO) to disrupt enemy movement. The enemy has the capability to defend with direct fire and antiarmor weapons.

**STANDARD:** The OPFOR element delays enemy movement. 1. Delays the element. 2. Forces the element to deviate from its route. 3. Prevents the element from reaching its destination. 4. Surprises the element's main body.

**TASK:** Counter Passage of Lines (5-OPFOR-0012)

**CONDITION:** Enemy forces are in defensive positions, but they are expected to attempt passage-of-lines operations. The opposing forces (OPFOR) received orders to disrupt enemy passage-of-lines operations.

**STANDARD:** The OPFOR element delays or prevents enemy passage of lines. 1. Delays the passage. 2. Prevents the company from moving all personnel through the stationary unit. 3. Engages the main body of either the moving or the stationary unit.

**TASK:** Disrupt Assembly Area (AA) Activities (5-OPFOR-0013)

**CONDITION:** Intelligence reports indicate that platoon- and company-size enemy units are operating in the opposing forces (OPFOR) area of operations. Enemy units can defend from AAs with direct fire, antiarmor weapons, and indirect fire. The enemy has close air support (CAS) and nuclear, biological, and chemical (NBC) capabilities.

**STANDARD:** The OPFOR element locates and disrupts the enemy's AA activities. 1. Locates the element's AA. 2. Probes the AA with squad- or team-size elements. 3. Inflicts more than 5 percent casualties on the element. 4. Disrupts the element's preparations (prevents or delays beyond the element's allotted time).

**TASK:** Attack (5-OPFOR-0001)

**CONDITION:** The opposing forces (OPFOR) element has located the enemy. The priority intelligence requirements (PIR) and other intelligence requirements have been obtained by OPFOR patrols. The OPFOR element has automatic and antiarmor weapons and light mortars.

**STANDARD:** The OPFOR element attempts to seize the terrain, vehicles, or equipment. 1. Develops an attack plan. 2. Surprises the enemy unit's main body. 3. Initiates the attack using a scheme of maneuver that exploits the enemy's flanks, gaps, and weaknesses. 4. Uses covered and concealed routes to approach the enemy forces' flanks, gaps, or weakly held areas. 5. Employs indirect fire to support the attack. 6. Penetrates enemy defenses. 7. Destroys equipment and supplies. 8. Inflicts heavy casualties. 9. Isolates the combat service support (CSS) base by blocking reinforcements. 10. Forces enemy units to displace. 11. Avoids being fixed in one position. 12. Withdraws before the CSS base is reinforced with tactical combat forces.

**TASK:** Defend a Minefield (5-OPFOR-0023)

**CONDITION:** The enemy is conducting a minefield sweeping operation. The opposing forces (OPFOR) element has a minefield placed in the enemy's path. The minefield is under constant observation and fire.

**STANDARD:** The OPFOR element defends a minefield against an enemy element conducting a minefield sweeping operation. 1. Prevents the unit from detecting the obstacle. 2. Disrupts the minefield sweeping operation. 3. Prevents the unit from conducting the minefield sweeping operation, prevents the unit from moving all personnel through the breach or delays the completion of the minefield sweeping operation for more than 45 minutes.

**ELEMENTS:** Company Headquarters  
 Three Combat Mobility Platoons  
 Nine Combat Engineer Squads  
 Mobility Support Platoon  
 Three Mobility Sections

**TASK:** React to Indirect Fire (07-1-1923.05-T01A)  
 (FM 7-7) (FM 7-10) (FM 7-7J)  
 (FM 7-8)

**ITERATION:** 1 2 3 4 5 M (Circle)

**COMMANDER/LEADER ASSESSMENT:** T P U (Circle)

**CONDITIONS:** The element is moving, halted, or occupying a defensive position. Any member of the platoon gives the alert, "Incoming!" or a round impacts on or near their location. Some iterations of this task should be performed in MOPP4.

**TASK STANDARDS:** Within 2 seconds of the alert, the leader designates the direction and the distance to move. The platoon moves to the specified location. The time required to perform this task is increased when conducting it in mission-oriented protection posture (MOPP) 4.

TASK STEPS AND PERFORMANCE MEASURES	GO	NO-GO
1. The element reacts to indirect fire while moving mounted. a. The element leader gave the direction and distance to move; for example, "3 o'clock, 200 meters." b. Vehicle commanders repeated the "Incoming!" alert to squad personnel. (1) Personnel closed all hatches. (2) Drivers moved rapidly out of the impact area in the direction ordered by the leader. 2. The element reacts to indirect fire while moving dismounted. a. Ensured that if vehicles with mounted weapons were available, the vehicles-- (1) Halted as close as possible to the dismounted team, allowing personnel to mount. (2) Moved rapidly out of the impact area in the direction ordered by the squad leader. b. Ensured that if vehicles were not available, dismounted personnel kept low and ran out of the impact area in the direction and at the distance ordered by the squad leader. 3. The element reacts to indirect fire when in a defensive position. a. Moved the vehicles immediately out of the impact area to alternate positions. b. Protected personnel by having each one go under the overhead cover of their fighting positions, if dismounted. 4. Element members move to designated rally points according to the element's operation order (OPORD). 5. The element establishes immediate security at the designated rally point. 6. The element consolidates and reorganizes.		

TASK STEPS AND PERFORMANCE MEASURES	GO	NO-GO
<p>* 7. The element leader submits a shelling report (SHELREP) or a mortar bombing report (MORTREP) to higher headquarters (HQ).</p> <p>NOTE: Digital units send the SHELREP using frequency-modulated (FM) or digital means or the Force XXI Battle Command Brigade and Below (FBCB2) System according to the unit's tactical standing operating procedure (TACSOP).</p>		

TASK PERFORMANCE / EVALUATION SUMMARY BLOCK							
ITERATION	1	2	3	4	5	M	TOTAL
TOTAL TASK STEPS EVALUATED							
TOTAL TASK STEPS "GO"							
TRAINING STATUS "GO"/"NO-GO"							

"\*" indicates a leader task step.

#### SUPPORTING INDIVIDUAL TASKS: NONE

#### SUPPORTING COLLECTIVE TASKS

<b>Task Number</b>	<b>Task Title</b>
05-2-1218	Conduct Report Procedures

#### OPFOR TASKS AND STANDARDS

**TASK:** Disrupt Enemy Movement and Operations Using Persistent and Nonpersistent Chemical Weapons (5-OPFOR-0015)

**CONDITION:** The opposing forces (OPFOR) element has located the enemy. Priority intelligence requirements (PIR) and other intelligence requirements have been obtained by OPFOR patrols. The OPFOR units deliver chemical agents, by means of conventional artillery weapons or aircraft, along selected supply routes and key bases in the rear area.

**STANDARD:** The OPFOR element disrupts enemy movement and operations using persistent and nonpersistent chemical weapons. 1. Delivers chemical agents in low and densely wooded areas. 2. Delays the movement of enemy supplies and equipment to the forward areas. 3. Restricts the movement of the enemy units in the rear area. 4. Channels the movement of enemy units into predesignated ambush areas. 5. Contaminates enemy supplies and equipment. 6. Inflicts a high rate of casualties on enemy forces.

**TASK:** Disrupt a Route Reconnaissance (5-OPFOR-0021)

**CONDITION:** The enemy is conducting a route reconnaissance. The opposing forces (OPFOR) element is positioned along the enemy's route.

**STANDARD:** The OPFOR element attempts to disrupt a squad/section conducting a route reconnaissance. 1. Prevents the unit from meeting its specified time schedule. 2. Forces the unit to deviate from its specified route. 3. Prevents the unit from reaching its assigned destination. 4. Surprises the squad/section. 5. Inflicts casualties on the unit.

**TASK:** Conduct a Raid (5-OPFOR-0004)

**CONDITION:** The opposing forces (OPFOR) element has occupied an objective rally point and has orders to conduct a raid on a combat service support (CSS) base.

**STANDARD:** The OPFOR element infiltrates the enemy's base and destroys all of the targets. 1. Surprises the enemy forces. 2. Assaults the support base and accomplishes the assigned tasks. 3. Destroys the specified equipment and supplies. 4. Avoids being decisively engaged. 5. Withdraws all personnel from the objective areas within the time prescribed. 6. Obtains all priority intelligence requirements (PIR) from the raid site. 7. Sustains only light casualties from enemy fire.

**TASK:** Conduct an Aerial Reconnaissance (5-OPFOR-0010)

**CONDITION:** The opposing forces (OPFOR) headquarters (HQ) element requires intelligence on the locations and identification of enemy elements. An aircraft is dispatched to take photographs and make a visual inspection of the enemy rear area.

**STANDARD:** The OPFOR element gathers photograph intelligence of the enemy. 1. Photographs the assigned sectors. 2. Makes quick visual checks where the ceiling is low. 3. Locates enemy positions in the area, particularly support and storage bases, and command and control (C2) facilities. 4. Sustains no loss of aircraft. 5. Reports priority intelligence requirements (PIR) and other information requirements to the OPFOR HQ.

**TASK:** Defeat Obstacles (5-OPFOR-0009)

**CONDITION:** The opposing forces (OPFOR) element encounters an obstacle that blocks the avenue of approach as it advances upon the enemy forces.

**STANDARD:** The OPFOR element bypasses or breaches the enemy obstacle. 1. Detects the obstacle before halting its main body. 2. Defeats the obstacle. a. Bypasses the obstacle without entering the engagement areas. b. Breaches the obstacle within 45 minutes and passes its entire force through the obstacle. 3. Does not incur degradation to the point that the mission must be discontinued.

**TASK:** Conduct an Attack (5-OPFOR-0008)

**CONDITION:** The enemy is conducting tactical operations. The opposing forces (OPFOR) element receives orders to attack the enemy, the area of occupation, or the main supply route (MSR) with smoke.

**STANDARD:** The OPFOR element disrupts the enemy's movement and smoke operations. 1. Determines the delivery method of the smoke attack. 2. Locates the target. 3. Delivers the smoke attack downwind. 4. Attacks the enemy with smoke, and surge attacks when the enemy responds to the smoke.

**TASK:** Disrupt Construction of Vehicle Fighting Positions (5-OPFOR-0020)

**CONDITION:** The opposing forces (OPFOR) element has located the enemy. The priority intelligence requirements (PIR) and other intelligence obtained by OPFOR patrols indicate the enemy is constructing vehicle fighting positions within its defensive area. The OPFOR element has automatic and antiarmor weapons and light mortars.

**STANDARD:** The OPFOR element attempts to disrupt the enemy's efforts to establish vehicle fighting positions. 1. Locates the defensive area. 2. Surprises the main body. 3. Penetrates the defensive area with squad-size probes. 4. Inflicts casualties on the unit. 5. Destroys vehicles. 6. Disrupts the unit's preparations (prevents or delays beyond the unit's allotted time).

**TASK:** Disrupt an Engineer Reconnaissance (5-OPFOR-0022)

**CONDITION:** The enemy is conducting an engineer reconnaissance. The opposing forces (OPFOR) element is positioned along the enemy's route.

**STANDARD:** The OPFOR element disrupts an engineer reconnaissance. 1. Prevents the unit from meeting its specified time schedule. 2. Forces the unit to deviate from its specified route. 3. Prevents the unit from accomplishing its assigned engineer reconnaissance. 4. Surprises the unit conducting the reconnaissance.

**TASK:** Conduct Terrorist and Saboteur Attacks (5-OPFOR-0005)

**CONDITION:** The opposing forces (OPFOR) element dispatches small teams into the enemy's rear area to disrupt combat service support (CSS) operations.

**STANDARD:** The enemy sustains disrupted command and control (C2), destroyed equipment and supplies, and light casualties. 1. Locates rear support bases and C2 facilities. 2. Delays and disrupts CSS operations through probes. 3. Infiltrates CSS bases to conduct sabotage and terrorist activities. 4. Inflicts light casualties. 5. Destroys supplies and equipment.

**TASK:** Defend a Minefield (5-OPFOR-0023)

**CONDITION:** The enemy is conducting a minefield sweeping operation. The opposing forces (OPFOR) element has a minefield placed in the enemy's path. The minefield is under constant observation and fire.

**STANDARD:** The OPFOR element defends a minefield against an enemy element conducting a minefield sweeping operation. 1. Prevents the unit from detecting the obstacle. 2. Disrupts the minefield sweeping operation. 3. Prevents the unit from conducting the minefield sweeping operation, prevents the unit from moving all personnel through the breach or delays the completion of the minefield sweeping operation for more than 45 minutes.

**TASK:** Maintain Contact (5-OPFOR-0003)

**CONDITION:** The opposing forces (OPFOR) element is engaged with enemy base defense forces. The enemy forces are withdrawing under pressure.

**STANDARD:** The OPFOR element maintains enemy contact while the enemy withdraws. 1. Engages the enemy forces decisively. 2. Advances the OPFOR as the enemy forces withdraw. 3. Inflicts heavy casualties. 4. Captures the members of the enemy force. 5. Captures documents and equipment. 6. Safeguards captured documents, equipment, and personnel.

**TASK:** Conduct an Ambush (5-OPFOR-0007)

**CONDITION:** The enemy is moving in a convoy. The opposing forces (OPFOR) element is positioned along the enemy's route.

**STANDARD:** The OPFOR element inflicts casualties on the enemy and causes vehicle and equipment damage. 1. Prepares an ambush site before the element arrives. 2. Surprises march element forces. 3. Inflicts heavy casualties within the designated kill zone. 4. Inflicts heavy damage to vehicles and equipment within the designated kill zone. 5. Delays the march element from reaching a specified destination for a specified period of time. 6. Withdraws on order. 7. Sustains no casualties. 8. Reports actions to superiors.

**TASK:** Disrupt a Net Control Station (NCS) (5-OPFOR-0019)

**CONDITION:** The enemy has established a NCS. The opposing forces (OPFOR) element has radio and jamming equipment.

**STANDARD:** The OPFOR element attempts to disrupt an NCS. 1. Attempts to locate the radio frequency that the unit is operating on. 2. Attempts to enter the radio net. 3. Attempts to issue "bogus" orders to a unit on the net. 4. Jams the radio frequency and forces the unit to go to an alternate frequency.

**TASK:** Disrupt Defensive Preparations (5-OPFOR-0018)

**CONDITION:** The opposing forces (OPFOR) element has located the enemy. Priority intelligence requirements (PIR) and other intelligence requirements obtained by OPFOR patrols indicate that the enemy elements are establishing defensive positions. The OPFOR element has automatic and antiarmor weapons and light mortars.

**STANDARD:** The OPFOR element disrupts and delays the enemy's defensive preparations. 1. Locates and penetrates the enemy's security system. 2. Forces the enemy to delay defensive preparations. 3. Disrupts the enemy's obstacle preparations.

**TASK:** Disrupt Enemy Movement and Operations Using Tactical Nuclear Weapons (5-OPFOR-0016)

**CONDITION:** The opposing forces (OPFOR) element has located the enemy. Priority intelligence requirements (PIR) and other intelligence requirements have been obtained by OPFOR patrols. Tactical nuclear weapons are employed against key locations in the rear area.

**STANDARD:** The OPFOR element disrupts enemy movement and operations. 1. Disrupts or delays the movement of the enemy's equipment and supplies to the forward areas. 2. Destroys enemy equipment and supplies. 3. Inflicts a high rate of nuclear casualties among the enemy forces. 4. Denies the enemy the use of specified areas. 5. Contaminates the enemy's equipment and supplies.

**TASK:** Disrupt Quartering Party Operations (5-OPFOR-0017)

**CONDITION:** The enemy is conducting quartering party operations. It has established an assembly area (AA) but has not moved in the main body.

**STANDARD:** The opposing forces (OPFOR) element attempts to disrupt quartering party operations and infiltrate the enemy's AA. 1. Locates the quartering party and the AA. 2. Surprises the main body. 3. Penetrates the AA with squad-size probes. 4. Inflicts personnel casualties and vehicle damage. 5. Disrupts the unit's preparations (prevents or delays beyond the unit's allotted time).

**TASK:** Disrupt Movement (5-OPFOR-0014)

**CONDITION:** The enemy is expected to move through the opposing forces (OPFOR) element's area of operations. The OPFOR element has received an operation order (OPORD) or fragmentary order (FRAGO) to disrupt enemy movement. The enemy has the capability to defend with direct fire and antiarmor weapons.

**STANDARD:** The OPFOR element delays enemy movement. 1. Delays the element. 2. Forces the element to deviate from its route. 3. Prevents the element from reaching its destination. 4. Surprises the element's main body.

**TASK:** Counter Passage of Lines (5-OPFOR-0012)

**CONDITION:** Enemy forces are in defensive positions, but they are expected to attempt passage-of-lines operations. The opposing forces (OPFOR) received orders to disrupt enemy passage-of-lines operations.



**STANDARD:** The OPFOR element delays or prevents enemy passage of lines. 1. Delays the passage. 2. Prevents the company from moving all personnel through the stationary unit. 3. Engages the main body of either the moving or the stationary unit.

**TASK:** Disrupt Assembly Area (AA) Activities (5-OPFOR-0013)

**CONDITION:** Intelligence reports indicate that platoon- and company-size enemy units are operating in the opposing forces (OPFOR) area of operations. Enemy units can defend from AAs with direct fire, antiarmor weapons, and indirect fire. The enemy has close air support (CAS) and nuclear, biological, and chemical (NBC) capabilities.

**STANDARD:** The OPFOR element locates and disrupts the enemy's AA activities. 1. Locates the element's AA. 2. Probes the AA with squad- or team-size elements. 3. Inflicts more than 5 percent casualties on the element. 4. Disrupts the element's preparations (prevents or delays beyond the element's allotted time).

**TASK:** Attack (5-OPFOR-0001)

**CONDITION:** The opposing forces (OPFOR) element has located the enemy. The priority intelligence requirements (PIR) and other intelligence requirements have been obtained by OPFOR patrols. The OPFOR element has automatic and antiarmor weapons and light mortars.

**STANDARD:** The OPFOR element attempts to seize the terrain, vehicles, or equipment. 1. Develops an attack plan. 2. Surprises the enemy unit's main body. 3. Initiates the attack using a scheme of maneuver that exploits the enemy's flanks, gaps, and weaknesses. 4. Uses covered and concealed routes to approach the enemy forces' flanks, gaps, or weakly held areas. 5. Employs indirect fire to support the attack. 6. Penetrates enemy defenses. 7. Destroys equipment and supplies. 8. Inflicts heavy casualties. 9. Isolates the combat service support (CSS) base by blocking reinforcements. 10. Forces enemy units to displace. 11. Avoids being fixed in one position. 12. Withdraws before the CSS base is reinforced with tactical combat forces.

**TASK:** Conduct Sniper Operations (5-OPFOR-0006)

**CONDITION:** The opposing forces (OPFOR) element has assigned snipers (regular or irregular elements) in the enemy's rear area along the main supply route (MSR) and near support sites.

**STANDARD:** The OPFOR element kills or wounds targets. 1. Sets up a well-concealed location. 2. Engages vehicle drivers or personnel on foot with short bursts of semiautomatic fire. 3. Kills or wounds selected targets. 4. Prevents the position from being discovered by enemy forces. 5. Evacuates the area without being spotted. 6. Reports all specified priority intelligence requirements (PIR) and other intelligence requirements to the OPFOR headquarters (HQ).

**TASK:** Surrender to the Capturing Unit on the Battlefield (5-OPFOR-0024)

**CONDITION:** The enemy has captured the opposing forces (OPFOR) element's soldiers, documents, and equipment sensitive to the OPFOR tactical operations.

**STANDARD:** The OPFOR soldiers retain or destroy documents and equipment. The OPFOR element surrenders documents and equipment of no tactical use to the enemy and attempts to conceal or destroy items of tactical value. The OPFOR element attempts escape and evasion. 1. Prevents the successful capture of documents and equipment. 2. Destroys documents and equipment. 3. Removes identifying markings from equipment. 4. Removes unit-identifying insignia. 5. Provides misleading information. 6. Plans an escape. 7. Delays movement to the nearest collection point. 8. Prevents safeguarding of enemy prisoners of war (EPWs) in order to cause embarrassment to the United States (US).

**TASK:** Conduct Air Attacks (5-OPFOR-0002)

**CONDITION:** The opposing forces (OPFOR) element in the rear area has forwarded the positions of the enemy support sites or the locations of moving elements. The OPFOR aircraft have been dispatched to attack enemy installations or convoys.

**STANDARD:** The OPFOR element attempts to delay, disrupt, or damage the enemy targets by air. 1. Locates the target (support sites or convoys). 2. Makes attack runs on the designated targets. 3. Inflicts heavy damage to the selected target. 4. Sustains no loss of aircraft. 5. Delays moving the force for more than one hour.

**ELEMENTS:** Company Headquarters  
 Three Combat Mobility Platoons  
 Nine Combat Engineer Squads  
 Mobility Support Platoon  
 Three Mobility Sections

**TASK:** Conduct Passage of Lines (Passing/Stationary) (07-2-1125.05-T01A)  
 (FM 7-10) (FM 7-92)

**ITERATION:** 1 2 3 4 5 M (Circle)

**COMMANDER/LEADER ASSESSMENT:** T P U (Circle)

**CONDITIONS:** The company is required to conduct a passage of lines. Digital units have performed functionality checks, and systems are operational. The enemy can attack by air, indirect fire, and up to company-sized (mounted or dismounted) forces. The unit may be augmented with additional maneuver, combat support (CS), or combat service support (CSS) assets. Civilians, government agencies, nongovernmental organizations, and local and international media may be in the area. Rules of engagement (ROE) and rules of interaction (ROI) have been published. Some iterations of this task should be performed in MOPP4.

**TASK STANDARDS:** The company coordinates with the stationary unit, exchanges all required information, and reports results of the coordination. Digital units send and receive reports using frequency-modulated (FM) or digital means. The passage is conducted at the time specified in the operation order (OPORD). There is no compromise of security and battle handover is completed as specified. If available, the company uses digital equipment as necessary or as directed to accomplish the mission. No friendly unit suffers casualties or damage to equipment as a result of fratricide. The company complies with the ROE and the ROI. The time required to perform this task is increased when conducting it in mission-oriented protection posture (MOPP) 4.

TASK STEPS AND PERFORMANCE MEASURES	GO	NO-GO
<p>NOTE: The digital navigation system equipment allows constant situational awareness (SA) between elements conducting a linkup, passage of lines, or a relief operation (any operation that involves friendly units moving toward each other) to aid navigation and fratricide prevention. For example, a moving squad or vehicle can monitor the location of a stationary unit and linkup site using the position updates and digital graphics displayed on the digital display. The stationary unit can also monitor the moving unit's location as they move along the prescribed route to the linkup point by monitoring position updates on the digital display. As the moving force closes on the linkup site, the stationary force is more aware of their presence and location reducing the possibility of fratricide. The moving unit does the same type monitoring to reduce fratricide potential. Once the moving unit nears the linkup location, the stationary unit should challenge it. This may be done digitally, visually, or with audible sounds using any prearranged signals. For example, the stationary unit can give the moving unit a series of flashes using an infrared source during limited visibility. The moving force responds with a precoordinated number of flashes. The challenge and password is also used between the two units, digitally or verbally.</p> <p>* 1. The commander receives an OPORD from higher headquarters (HQ) and initiates planning and coordination for the operation.</p> <p>* 2. The passing-force commander meets the stationary unit commander and arranges for a specific time and location for coordinating the passage of respective companies (platoon leaders should be included).</p> <p>3. The element conducts command and control (C2) of the operations digitally.</p>		

TASK STEPS AND PERFORMANCE MEASURES	GO	NO-GO
<ul style="list-style-type: none"> <li>a. Maintained SA.</li> <li>b. Submitted reports and overlays.</li> <li>c. Directed movement, positioning, and fires.</li> </ul> <p>* 4. The leader, or his representative, coordinates the passage through and reentry of lines with the forward unit leader, or his representative, and gives him the--</p> <ul style="list-style-type: none"> <li>a. Unit's identification.</li> <li>b. Times of departure and return.</li> <li>c. Unit's area of operations (AO).</li> </ul> <p>* 5. The stationary-unit commander provides the leader, or his representative, with--</p> <ul style="list-style-type: none"> <li>a. Terrain information.</li> <li>b. Known or suspected enemy positions.</li> <li>c. Likely enemy ambush sites.</li> <li>d. The latest enemy activity.</li> <li>e. Detailed information on friendly positions.</li> <li>f. Obstacle locations.</li> <li>g. The fire support plan.</li> <li>h. Support that the unit can provide; for example, fire support, litter teams, guides, communications, and a reaction force.</li> <li>i. Signal operation instructions (SOI) information, the signal plan, the reentry signal, the running password, and procedures to be used by the unit and guide during departure and reentry.</li> <li>j. Locations of the dismounting point (if needed) and the company's assembly area (AA), routes, and contact and passage points.</li> </ul> <p>* 6. Leaders of the two units must plan for and coordinate the following:</p> <ul style="list-style-type: none"> <li>a. Exchange of enemy intelligence.</li> <li>b. Reconnaissance of the position and routes.</li> <li>c. The passing unit's scheme of maneuver.</li> <li>d. Exchange of communication information.</li> <li>e. Recognition signals for the passage.</li> <li>f. Guides (down to squad level) and traffic control measures.</li> <li>g. Security measures for the passage.</li> <li>h. Fire support responsibilities and fire plans.</li> <li>i. Transfer of responsibility and actions on enemy contact during passage.</li> <li>j. CSS.</li> </ul> <p>* 7. Leaders coordinate specific control measures for the passage, to include--</p> <ul style="list-style-type: none"> <li>a. Contact points.</li> <li>b. Passage routes and lanes.</li> <li>c. Passage points.</li> <li>d. Release points (RPs).</li> <li>e. AAs (rearward passage).</li> </ul> <p>* 8. Leaders exchange call signs, frequencies, code words, signals, and challenge and passwords to be used at the battle handover line.</p> <p>* 9. During the reconnaissance, the commander and leaders physically locate--</p> <ul style="list-style-type: none"> <li>a. Passage routes and lanes.</li> <li>b. Passage points.</li> <li>c. Obstacle locations and safety lanes.</li> <li>d. RPs.</li> <li>e. AAs (for rearward passage).</li> <li>f. Contact points.</li> <li>g. Positions and actions of the stationary force during passage.</li> </ul>		

TASK STEPS AND PERFORMANCE MEASURES	GO	NO-GO
<p>h. CS and CSS elements, command posts (CPs), observation posts (OPs), and Javelin and mortar positions.</p> <p>*10. Both leaders ensure that their reconnaissance and other activities do not reveal the operation to the enemy. Stationary unit activities are continued as normal throughout the passage and continued after transfer of responsibility for the zone or sector.</p> <p>*11. The leader, or his representative, checks with other leaders who will be operating in the same or adjacent areas, and they exchange any information that will assist them with their operations.</p> <p>12. The unit arrives and moves into a secure position as designated in the primary coordination meeting by the stationary company commander.</p> <p>*13. The leader issues a contingency plan before moving out to make final coordination.</p> <ol style="list-style-type: none"> <li>Briefed elements on what was happening and what was going to happen.</li> <li>Briefed elements on the ROE and the ROI.</li> <li>Confirmed the chain of command.</li> <li>Briefed actions to be taken on contact.</li> <li>Briefed actions to be taken in the absence of the leader.</li> <li>Provided the time schedule, suspenses, and any limits on actions.</li> </ol> <p>*14. The leader completes the final coordination according to Subtask 5 with the stationary unit leader, or his representative, at the CP.</p> <p>15. The company moves at the designated time to a covered and concealed position near the contact point.</p> <p>16. The elements link up with guides that lead the security element from the contact points through the passage lanes and passage points to the RPs.</p> <p>NOTE: The movement technique used may make the clearing team unnecessary; for example, bounding overwatch.</p> <p>17. The security element clears the area forward of the RPs to the first covered and concealed position.</p> <p>18. After the area is cleared, the company moves forward to the release points.</p> <p>19. Guides identify and account for all vehicles or personnel passing through the passage points, contact points, and RPs.</p> <p>20. The company is counted through the RPs by the executive officer (XO), the first sergeant (1SG), or a platoon sergeant (PSG).</p> <p>21. Passage movement is continuous, and both leaders colocate at a point to observe critical areas, make timely decisions during the passage, and facilitate passage of responsibility for battle handover.</p> <p>22. A security halt may be executed after the company has moved beyond the friendly unit's final protection fires (FPF).</p> <p>23. The XO, 1SG, or PSG does not move forward from the RP until the leader is sure that he will not have to withdraw through the passage point.</p> <p>24. The companies move rapidly through the passage lanes to an AA or a new overwatch position.</p>		

TASK STEPS AND PERFORMANCE MEASURES	GO	NO-GO
<p>25. The company complies with the ROE and the ROI.</p> <p>26. The company or platoon makes a reentry through lines.</p> <p>a. The company halted and established security.</p> <p>NOTE: If in contact with the enemy, the company does not halt. The contact party or guides from the stationary unit lead the unit through the passage points or long-range recognition signals are used to keep moving.</p> <p>b. The leader contacted the forward unit and informed it that his unit was ready to reenter.</p> <p>NOTE: The leader may remain outside friendly lines until daylight. Before reentry, if communications are not possible, a reconnaissance and security team contacts an OP, using the appropriate recognition signals or communication system. The OP then contacts the friendly unit leader. If no communications can be established and no OPs can be found, the leader directs a small security team to reconnoiter for the coordinated contact point.</p> <p>c. When the message was acknowledged, the leader directed a security team to the contact point.</p> <p>d. The security team established contact with the guide using far and near recognition signals.</p> <p>e. The security team signaled the company forward or went back and led the company to the passage point.</p> <p>f. The 1SG or XO and PSG counted and identified each platoon as it passed through the passage point.</p> <p>g. The guides led the unit, without halting, to an AA behind the friendly unit.</p> <p>h. The leader reported to the CP of the forward unit and gave the commander tactical information in the commander's area of responsibility.</p> <p>i. The leader linked up with the platoon in the AA and then led the company back to a secure area for debriefing.</p> <p>27. The company or platoon conducts stationary unit activities.</p> <p>a. Established and manned contact points.</p> <p>b. Coordinated with the passing unit and exchanged information listed in Subtasks 3-7.</p> <p>c. Selected guides to link up with the passing unit at the coordinated time.</p> <p>d. Provided CS and CSS to the unit, if required.</p> <p>NOTE: Support may include evacuation of casualties, fire support, and resupply of fuel and ammunition.</p>		

TASK PERFORMANCE / EVALUATION SUMMARY BLOCK							
ITERATION	1	2	3	4	5	M	TOTAL
TOTAL TASK STEPS EVALUATED							
TOTAL TASK STEPS "GO"							
TRAINING STATUS "GO"/"NO-GO"							

"\*" indicates a leader task step.

**SUPPORTING INDIVIDUAL TASKS: NONE**

**SUPPORTING COLLECTIVE TASKS: NONE**

## OPFOR TASKS AND STANDARDS

**TASK:** Surrender to the Capturing Unit on the Battlefield (5-OPFOR-0024)

**CONDITION:** The enemy has captured the opposing forces (OPFOR) element's soldiers, documents, and equipment sensitive to the OPFOR tactical operations.

**STANDARD:** The OPFOR soldiers retain or destroy documents and equipment. The OPFOR element surrenders documents and equipment of no tactical use to the enemy and attempts to conceal or destroy items of tactical value. The OPFOR element attempts escape and evasion. 1. Prevents the successful capture of documents and equipment. 2. Destroys documents and equipment. 3. Removes identifying markings from equipment. 4. Removes unit-identifying insignia. 5. Provides misleading information. 6. Plans an escape. 7. Delays movement to the nearest collection point. 8. Prevents safeguarding of enemy prisoners of war (EPWs) in order to cause embarrassment to the United States (US).

**TASK:** Disrupt a Route Reconnaissance (5-OPFOR-0021)

**CONDITION:** The enemy is conducting a route reconnaissance. The opposing forces (OPFOR) element is positioned along the enemy's route.

**STANDARD:** The OPFOR element attempts to disrupt a squad/section conducting a route reconnaissance. 1. Prevents the unit from meeting its specified time schedule. 2. Forces the unit to deviate from its specified route. 3. Prevents the unit from reaching its assigned destination. 4. Surprises the squad/section. 5. Inflicts casualties on the unit.

**TASK:** Conduct a Raid (5-OPFOR-0004)

**CONDITION:** The opposing forces (OPFOR) element has occupied an objective rally point and has orders to conduct a raid on a combat service support (CSS) base.

**STANDARD:** The OPFOR element infiltrates the enemy's base and destroys all of the targets. 1. Surprises the enemy forces. 2. Assaults the support base and accomplishes the assigned tasks. 3. Destroys the specified equipment and supplies. 4. Avoids being decisively engaged. 5. Withdraws all personnel from the objective areas within the time prescribed. 6. Obtains all priority intelligence requirements (PIR) from the raid site. 7. Sustains only light casualties from enemy fire.

**TASK:** Conduct an Aerial Reconnaissance (5-OPFOR-0010)

**CONDITION:** The opposing forces (OPFOR) headquarters (HQ) element requires intelligence on the locations and identification of enemy elements. An aircraft is dispatched to take photographs and make a visual inspection of the enemy rear area.

**STANDARD:** The OPFOR element gathers photograph intelligence of the enemy. 1. Photographs the assigned sectors. 2. Makes quick visual checks where the ceiling is low. 3. Locates enemy positions in the area, particularly support and storage bases, and command and control (C2) facilities. 4. Sustains no loss of aircraft. 5. Reports priority intelligence requirements (PIR) and other information requirements to the OPFOR HQ.

**TASK:** Defeat Obstacles (5-OPFOR-0009)

**CONDITION:** The opposing forces (OPFOR) element encounters an obstacle that blocks the avenue of approach as it advances upon the enemy forces.

**STANDARD:** The OPFOR element bypasses or breaches the enemy obstacle. 1. Detects the obstacle before halting its main body. 2. Defeats the obstacle. a. Bypasses the obstacle without entering the engagement areas. b. Breaches the obstacle within 45 minutes and passes its entire force through the obstacle. 3. Does not incur degradation to the point that the mission must be discontinued.

**TASK:** Conduct an Attack (5-OPFOR-0008)

**CONDITION:** The enemy is conducting tactical operations. The opposing forces (OPFOR) element receives orders to attack the enemy, the area of occupation, or the main supply route (MSR) with smoke.

**STANDARD:** The OPFOR element disrupts the enemy's movement and smoke operations. 1. Determines the delivery method of the smoke attack. 2. Locates the target. 3. Delivers the smoke attack downwind. 4. Attacks the enemy with smoke, and surge attacks when the enemy responds to the smoke.

**TASK:** Disrupt Construction of Vehicle Fighting Positions (5-OPFOR-0020)

**CONDITION:** The opposing forces (OPFOR) element has located the enemy. The priority intelligence requirements (PIR) and other intelligence obtained by OPFOR patrols indicate the enemy is constructing vehicle fighting positions within its defensive area. The OPFOR element has automatic and antiarmor weapons and light mortars.

**STANDARD:** The OPFOR element attempts to disrupt the enemy's efforts to establish vehicle fighting positions. 1. Locates the defensive area. 2. Surprises the main body. 3. Penetrates the defensive area with squad-size probes. 4. Inflicts casualties on the unit. 5. Destroys vehicles. 6. Disrupts the unit's preparations (prevents or delays beyond the unit's allotted time).

**TASK:** Disrupt an Engineer Reconnaissance (5-OPFOR-0022)

**CONDITION:** The enemy is conducting an engineer reconnaissance. The opposing forces (OPFOR) element is positioned along the enemy's route.

**STANDARD:** The OPFOR element disrupts an engineer reconnaissance. 1. Prevents the unit from meeting its specified time schedule. 2. Forces the unit to deviate from its specified route. 3. Prevents the unit from accomplishing its assigned engineer reconnaissance. 4. Surprises the unit conducting the reconnaissance.

**TASK:** Conduct Terrorist and Saboteur Attacks (5-OPFOR-0005)

**CONDITION:** The opposing forces (OPFOR) element dispatches small teams into the enemy's rear area to disrupt combat service support (CSS) operations.

**STANDARD:** The enemy sustains disrupted command and control (C2), destroyed equipment and supplies, and light casualties. 1. Locates rear support bases and C2 facilities. 2. Delays and disrupts CSS operations through probes. 3. Infiltrates CSS bases to conduct sabotage and terrorist activities. 4. Inflicts light casualties. 5. Destroys supplies and equipment.

**TASK:** Defend a Minefield (5-OPFOR-0023)

**CONDITION:** The enemy is conducting a minefield sweeping operation. The opposing forces (OPFOR) element has a minefield placed in the enemy's path. The minefield is under constant observation and fire.



**STANDARD:** The OPFOR element defends a minefield against an enemy element conducting a minefield sweeping operation. 1. Prevents the unit from detecting the obstacle. 2. Disrupts the minefield sweeping operation. 3. Prevents the unit from conducting the minefield sweeping operation, prevents the unit from moving all personnel through the breach or delays the completion of the minefield sweeping operation for more than 45 minutes.

**TASK:** Maintain Contact (5-OPFOR-0003)

**CONDITION:** The opposing forces (OPFOR) element is engaged with enemy base defense forces. The enemy forces are withdrawing under pressure.

**STANDARD:** The OPFOR element maintains enemy contact while the enemy withdraws. 1. Engages the enemy forces decisively. 2. Advances the OPFOR as the enemy forces withdraw. 3. Inflicts heavy casualties. 4. Captures the members of the enemy force. 5. Captures documents and equipment. 6. Safeguards captured documents, equipment, and personnel.

**TASK:** Conduct an Ambush (5-OPFOR-0007)

**CONDITION:** The enemy is moving in a convoy. The opposing forces (OPFOR) element is positioned along the enemy's route.

**STANDARD:** The OPFOR element inflicts casualties on the enemy and causes vehicle and equipment damage. 1. Prepares an ambush site before the element arrives. 2. Surprises march element forces. 3. Inflicts heavy casualties within the designated kill zone. 4. Inflicts heavy damage to vehicles and equipment within the designated kill zone. 5. Delays the march element from reaching a specified destination for a specified period of time. 6. Withdraws on order. 7. Sustains no casualties. 8. Reports actions to superiors.

**TASK:** Disrupt a Net Control Station (NCS) (5-OPFOR-0019)

**CONDITION:** The enemy has established a NCS. The opposing forces (OPFOR) element has radio and jamming equipment.

**STANDARD:** The OPFOR element attempts to disrupt an NCS. 1. Attempts to locate the radio frequency that the unit is operating on. 2. Attempts to enter the radio net. 3. Attempts to issue "bogus" orders to a unit on the net. 4. Jams the radio frequency and forces the unit to go to an alternate frequency.

**TASK:** Disrupt Defensive Preparations (5-OPFOR-0018)

**CONDITION:** The opposing forces (OPFOR) element has located the enemy. Priority intelligence requirements (PIR) and other intelligence requirements obtained by OPFOR patrols indicate that the enemy elements are establishing defensive positions. The OPFOR element has automatic and antiarmor weapons and light mortars.

**STANDARD:** The OPFOR element disrupts and delays the enemy's defensive preparations. 1. Locates and penetrates the enemy's security system. 2. Forces the enemy to delay defensive preparations. 3. Disrupts the enemy's obstacle preparations.

**TASK:** Disrupt Enemy Movement and Operations Using Tactical Nuclear Weapons (5-OPFOR-0016)

**CONDITION:** The opposing forces (OPFOR) element has located the enemy. Priority intelligence requirements (PIR) and other intelligence requirements have been obtained by OPFOR patrols. Tactical nuclear weapons are employed against key locations in the rear area.

**STANDARD:** The OPFOR element disrupts enemy movement and operations. 1. Disrupts or delays the movement of the enemy's equipment and supplies to the forward areas. 2. Destroys enemy equipment and supplies. 3. Inflicts a high rate of nuclear casualties among the enemy forces. 4. Denies the enemy the use of specified areas. 5. Contaminates the enemy's equipment and supplies.

**TASK:** Disrupt Quartering Party Operations (5-OPFOR-0017)

**CONDITION:** The enemy is conducting quartering party operations. It has established an assembly area (AA) but has not moved in the main body.

**STANDARD:** The opposing forces (OPFOR) element attempts to disrupt quartering party operations and infiltrate the enemy's AA. 1. Locates the quartering party and the AA. 2. Surprises the main body. 3. Penetrates the AA with squad-size probes. 4. Inflicts personnel casualties and vehicle damage. 5. Disrupts the unit's preparations (prevents or delays beyond the unit's allotted time).

**TASK:** Disrupt Enemy Movement and Operations Using Persistent and Nonpersistent Chemical Weapons (5-OPFOR-0015)

**CONDITION:** The opposing forces (OPFOR) element has located the enemy. Priority intelligence requirements (PIR) and other intelligence requirements have been obtained by OPFOR patrols. The OPFOR units deliver chemical agents, by means of conventional artillery weapons or aircraft, along selected supply routes and key bases in the rear area.

**STANDARD:** The OPFOR element disrupts enemy movement and operations using persistent and nonpersistent chemical weapons. 1. Delivers chemical agents in low and densely wooded areas. 2. Delays the movement of enemy supplies and equipment to the forward areas. 3. Restricts the movement of the enemy units in the rear area. 4. Channels the movement of enemy units into predesignated ambush areas. 5. Contaminates enemy supplies and equipment. 6. Inflicts a high rate of casualties on enemy forces.

**TASK:** Disrupt Movement (5-OPFOR-0014)

**CONDITION:** The enemy is expected to move through the opposing forces (OPFOR) element's area of operations. The OPFOR element has received an operation order (OPORD) or fragmentary order (FRAGO) to disrupt enemy movement. The enemy has the capability to defend with direct fire and antiarmor weapons.

**STANDARD:** The OPFOR element delays enemy movement. 1. Delays the element. 2. Forces the element to deviate from its route. 3. Prevents the element from reaching its destination. 4. Surprises the element's main body.

**TASK:** Counter Passage of Lines (5-OPFOR-0012)

**CONDITION:** Enemy forces are in defensive positions, but they are expected to attempt passage-of-lines operations. The opposing forces (OPFOR) received orders to disrupt enemy passage-of-lines operations.

**STANDARD:** The OPFOR element delays or prevents enemy passage of lines. 1. Delays the passage. 2. Prevents the company from moving all personnel through the stationary unit. 3. Engages the main body of either the moving or the stationary unit.

**TASK:** Disrupt Assembly Area (AA) Activities (5-OPFOR-0013)

**CONDITION:** Intelligence reports indicate that platoon- and company-size enemy units are operating in the opposing forces (OPFOR) area of operations. Enemy units can defend from AAs with direct fire, antiarmor weapons, and indirect fire. The enemy has close air support (CAS) and nuclear, biological, and chemical (NBC) capabilities.

**STANDARD:** The OPFOR element locates and disrupts the enemy's AA activities. 1. Locates the element's AA. 2. Probes the AA with squad- or team-size elements. 3. Inflicts more than 5 percent casualties on the element. 4. Disrupts the element's preparations (prevents or delays beyond the element's allotted time).

**TASK:** Attack (5-OPFOR-0001)

**CONDITION:** The opposing forces (OPFOR) element has located the enemy. The priority intelligence requirements (PIR) and other intelligence requirements have been obtained by OPFOR patrols. The OPFOR element has automatic and antiarmor weapons and light mortars.

**STANDARD:** The OPFOR element attempts to seize the terrain, vehicles, or equipment. 1. Develops an attack plan. 2. Surprises the enemy unit's main body. 3. Initiates the attack using a scheme of maneuver that exploits the enemy's flanks, gaps, and weaknesses. 4. Uses covered and concealed routes to approach the enemy forces' flanks, gaps, or weakly held areas. 5. Employs indirect fire to support the attack. 6. Penetrates enemy defenses. 7. Destroys equipment and supplies. 8. Inflicts heavy casualties. 9. Isolates the combat service support (CSS) base by blocking reinforcements. 10. Forces enemy units to displace. 11. Avoids being fixed in one position. 12. Withdraws before the CSS base is reinforced with tactical combat forces.

**TASK:** Conduct Sniper Operations (5-OPFOR-0006)

**CONDITION:** The opposing forces (OPFOR) element has assigned snipers (regular or irregular elements) in the enemy's rear area along the main supply route (MSR) and near support sites.

**STANDARD:** The OPFOR element kills or wounds targets. 1. Sets up a well-concealed location. 2. Engages vehicle drivers or personnel on foot with short bursts of semiautomatic fire. 3. Kills or wounds selected targets. 4. Prevents the position from being discovered by enemy forces. 5. Evacuates the area without being spotted. 6. Reports all specified priority intelligence requirements (PIR) and other intelligence requirements to the OPFOR headquarters (HQ).

**TASK:** Conduct Air Attacks (5-OPFOR-0002)

**CONDITION:** The opposing forces (OPFOR) element in the rear area has forwarded the positions of the enemy support sites or the locations of moving elements. The OPFOR aircraft have been dispatched to attack enemy installations or convoys.

**STANDARD:** The OPFOR element attempts to delay, disrupt, or damage the enemy targets by air. 1. Locates the target (support sites or convoys). 2. Makes attack runs on the designated targets. 3. Inflicts heavy damage to the selected target. 4. Sustains no loss of aircraft. 5. Delays moving the force for more than one hour.

**ELEMENTS:** Company Headquarters  
 Three Combat Mobility Platoons  
 Nine Combat Engineer Squads  
 Mobility Support Platoon  
 Three Mobility Sections

**TASK:** Occupy an Assembly Area (AA) (07-2-1136.05-T02A)  
 (FM 7-10) (FM 24-19) (FM 24-35)  
 (FM 24-35-1) (FM 7-7) (FM 7-8)  
 (TC 24-20)

**ITERATION:** 1 2 3 4 5 M (Circle)

**COMMANDER/LEADER ASSESSMENT:** T P U (Circle)

**CONDITIONS:** The element has been given the order to move and occupy an AA in preparation for combat operations. Digital units have performed functionality checks, and systems are operational. The enemy has the capability to attack with indirect fire, combined-arms support, and platoon-size elements. Some iterations of this task should be performed in MOPP4.

**TASK STANDARDS:** The quartering party completes AA preparations and guides the element's main body into its respective positions no later than the time specified in the operation order (OPORD). Digital units send and receive reports using frequency-modulated (FM) or digital means. Movement into the AA is uninterrupted; elements are not held up outside the AA. The enemy does not surprise the element's main body. The time required to perform this task is increased when conducting it in mission-oriented protection posture (MOPP) 4.

TASK STEPS AND PERFORMANCE MEASURES	GO	NO-GO
<ul style="list-style-type: none"> <li>* 1. The element leader organizes a quartering party.               <ul style="list-style-type: none"> <li>a. Selected personnel.</li> <li>b. Determined the requirement for a combat vehicle and crew, based on transportation and security requirements.</li> <li>c. Determined the essential equipment needed.</li> </ul> </li> <li>* 2. The element leader briefs the quartering party.               <ul style="list-style-type: none"> <li>a. Identified the location of the AA.</li> <li>b. Gave specific instructions upon arrival at the AA.</li> <li>c. Relayed the time of the main body's arrival at the AA.</li> <li>d. Identified the order of march.</li> <li>e. Relayed the nuclear, biological, and chemical (NBC) conditions.</li> <li>f. Issued a contingency plan in case of enemy contact.</li> <li>g. Established the MOPP level.</li> </ul> </li> <li>3. The quartering party moves along the march route.               <ul style="list-style-type: none"> <li>a. Maintained security.</li> <li>b. Reconnoitered the march route from the start point (SP) to the release point (RP) using the digital situational awareness (SA) overlay on the Digital Reconnaissance System (DRS).</li> <li>c. Monitored for NBC contamination.</li> <li>d. Marked obstacles and bypass routes.</li> <li>e. Reported critical information to the quartering-party leader.</li> </ul> </li> <li>4. The quartering party moves into the element's AA and prepares the area for the element's arrival.               <ul style="list-style-type: none"> <li>a. Selected and marked the routes from the RP to the new location.</li> </ul> </li> </ul>		

TASK STEPS AND PERFORMANCE MEASURES	GO	NO-GO
<ul style="list-style-type: none"> <li>b. Selected and posted guides in time to meet the main body.</li> <li>c. Marked entrances, exits, and internal routes.</li> <li>d. Marked vehicle positions where maximum cover, concealment, and dispersion provided 360-degree security.</li> <li>e. Marked or removed mines and obstacles.</li> <li>f. Organized and posted local security.</li> </ul> <p>5. The element occupies the AA.</p> <ul style="list-style-type: none"> <li>a. Moved the covered and concealed quartering-party guides to selected or designated areas without halting.</li> <li>b. Established and maintained local security from air and ground forces.</li> </ul> <p>6. The element establishes the AA's perimeter.</p> <ul style="list-style-type: none"> <li>a. Established the priority of work, which may vary by the unit's standing operating procedure (SOP) and the mission, enemy, terrain, troops, time available, and civilian considerations (METT-TC).</li> <li>b. Positioned vehicles and crew-served weapons to cover the sectors of fire.</li> <li>c. Established observation posts (OPs) on the critical avenues of approach.</li> <li>d. Established digital and FM communications between all positions, using wire communications if the time and situation permitted.</li> <li>e. Prepared range cards.</li> <li>f. Constructed individual and crew-served fighting positions.</li> <li>g. Cleared the fields of fire.</li> <li>h. Camouflaged positions.</li> <li>i. Emplaced chemical-agent alarms and early-warning devices.</li> </ul> <p>7. The element performs internal AA operations.</p> <ul style="list-style-type: none"> <li>a. Conducted preventive-maintenance checks and services (PMCS) on vehicles and equipment.</li> <li>b. Distributed ammunition, rations, water, supplies, and special equipment.</li> <li>c. Established the personal-hygiene and field sanitation sites.</li> <li>d. Maintained noise, light, and camouflage discipline.</li> <li>e. Instituted a rest plan for element members and leaders.</li> <li>f. Inspected the AA.</li> </ul> <p>* 8. The element leader coordinates with the elements on the left and the right as a minimum.</p> <ul style="list-style-type: none"> <li>a. Established responsibility for overlapping enemy avenues of approach between adjacent elements.</li> <li>b. Exchanged information on the OP locations and the elements' signals.</li> <li>c. Coordinated local counterattacks.</li> <li>d. Developed a defensive plan and forwarded it to higher headquarters (HQ).</li> </ul> <p>* 9. Leaders develop contingency plans.</p> <ul style="list-style-type: none"> <li>a. Developed an evacuation plan.</li> <li>b. Developed a plan of action on enemy contact.</li> </ul> <p>10. The unit conducts rehearsals.</p> <ul style="list-style-type: none"> <li>a. Rehearsed the evacuation plan.</li> <li>b. Rehearsed the plan of action on enemy contact.</li> </ul>		

TASK PERFORMANCE / EVALUATION SUMMARY BLOCK							
ITERATION	1	2	3	4	5	M	TOTAL
TOTAL TASK STEPS EVALUATED							
TOTAL TASK STEPS "GO"							
TRAINING STATUS "GO"/"NO-GO"							

"\*" indicates a leader task step.

### SUPPORTING INDIVIDUAL TASKS

Task Number	Task Title
031-503-3008	Implement Mission-Oriented Protective Posture
071-326-0503	Move Over, Through, or Around Obstacles (Except Minefields)
071-326-0513	Select Temporary Fighting Positions
071-326-0515	Select a Movement Route Using a Map
071-326-5703	Construct Individual Fighting Positions
071-326-5704	Supervise Construction of a Fighting Position
071-326-5705	Establish an Observation Post
071-326-5775	Coordinate with an Adjacent Platoon
071-329-1006	Navigate From One Point on the Ground to Another Point While Dismounted
071-331-0815	Practice Noise, Light, and Litter Discipline
071-331-0852	Clear a Field of Fire

### SUPPORTING COLLECTIVE TASKS: NONE

### OPFOR TASKS AND STANDARDS

**TASK:** Surrender to the Capturing Unit on the Battlefield (5-OPFOR-0024)

**CONDITION:** The enemy has captured the opposing forces (OPFOR) element's soldiers, documents, and equipment sensitive to the OPFOR tactical operations.

**STANDARD:** The OPFOR soldiers retain or destroy documents and equipment. The OPFOR element surrenders documents and equipment of no tactical use to the enemy and attempts to conceal or destroy items of tactical value. The OPFOR element attempts escape and evasion. 1. Prevents the successful capture of documents and equipment. 2. Destroys documents and equipment. 3. Removes identifying markings from equipment. 4. Removes unit-identifying insignia. 5. Provides misleading information. 6. Plans an escape. 7. Delays movement to the nearest collection point. 8. Prevents safeguarding of enemy prisoners of war (EPWs) in order to cause embarrassment to the United States (US).

**TASK:** Disrupt a Route Reconnaissance (5-OPFOR-0021)

**CONDITION:** The enemy is conducting a route reconnaissance. The opposing forces (OPFOR) element is positioned along the enemy's route.

**STANDARD:** The OPFOR element attempts to disrupt a squad/section conducting a route reconnaissance. 1. Prevents the unit from meeting its specified time schedule. 2. Forces the unit to deviate from its specified route. 3. Prevents the unit from reaching its assigned destination. 4. Surprises the squad/section. 5. Inflicts casualties on the unit.

**TASK:** Conduct a Raid (5-OPFOR-0004)

**CONDITION:** The opposing forces (OPFOR) element has occupied an objective rally point and has orders to conduct a raid on a combat service support (CSS) base.

**STANDARD:** The OPFOR element infiltrates the enemy's base and destroys all of the targets. 1. Surprises the enemy forces. 2. Assaults the support base and accomplishes the assigned tasks. 3. Destroys the specified equipment and supplies. 4. Avoids being decisively engaged. 5. Withdraws all personnel from the objective areas within the time prescribed. 6. Obtains all priority intelligence requirements (PIR) from the raid site. 7. Sustains only light casualties from enemy fire.

**TASK:** Conduct an Aerial Reconnaissance (5-OPFOR-0010)

**CONDITION:** The opposing forces (OPFOR) headquarters (HQ) element requires intelligence on the locations and identification of enemy elements. An aircraft is dispatched to take photographs and make a visual inspection of the enemy rear area.

**STANDARD:** The OPFOR element gathers photograph intelligence of the enemy. 1. Photographs the assigned sectors. 2. Makes quick visual checks where the ceiling is low. 3. Locates enemy positions in the area, particularly support and storage bases, and command and control (C2) facilities. 4. Sustains no loss of aircraft. 5. Reports priority intelligence requirements (PIR) and other information requirements to the OPFOR HQ.

**TASK:** Defeat Obstacles (5-OPFOR-0009)

**CONDITION:** The opposing forces (OPFOR) element encounters an obstacle that blocks the avenue of approach as it advances upon the enemy forces.

**STANDARD:** The OPFOR element bypasses or breaches the enemy obstacle. 1. Detects the obstacle before halting its main body. 2. Defeats the obstacle. a. Bypasses the obstacle without entering the engagement areas. b. Breaches the obstacle within 45 minutes and passes its entire force through the obstacle. 3. Does not incur degradation to the point that the mission must be discontinued.

**TASK:** Conduct an Attack (5-OPFOR-0008)

**CONDITION:** The enemy is conducting tactical operations. The opposing forces (OPFOR) element receives orders to attack the enemy, the area of occupation, or the main supply route (MSR) with smoke.

**STANDARD:** The OPFOR element disrupts the enemy's movement and smoke operations. 1. Determines the delivery method of the smoke attack. 2. Locates the target. 3. Delivers the smoke attack downwind. 4. Attacks the enemy with smoke, and surge attacks when the enemy responds to the smoke.

**TASK:** Disrupt Construction of Vehicle Fighting Positions (5-OPFOR-0020)

**CONDITION:** The opposing forces (OPFOR) element has located the enemy. The priority intelligence requirements (PIR) and other intelligence obtained by OPFOR patrols indicate the enemy is constructing vehicle fighting positions within its defensive area. The OPFOR element has automatic and antiarmor weapons and light mortars.

**STANDARD:** The OPFOR element attempts to disrupt the enemy's efforts to establish vehicle fighting positions. 1. Locates the defensive area. 2. Surprises the main body. 3. Penetrates the defensive area with squad-size probes. 4. Inflicts casualties on the unit. 5. Destroys vehicles. 6. Disrupts the unit's preparations (prevents or delays beyond the unit's allotted time).

**TASK:** Disrupt an Engineer Reconnaissance (5-OPFOR-0022)

**CONDITION:** The enemy is conducting an engineer reconnaissance. The opposing forces (OPFOR) element is positioned along the enemy's route.

**STANDARD:** The OPFOR element disrupts an engineer reconnaissance. 1. Prevents the unit from meeting its specified time schedule. 2. Forces the unit to deviate from its specified route. 3. Prevents the unit from accomplishing its assigned engineer reconnaissance. 4. Surprises the unit conducting the reconnaissance.

**TASK:** Conduct Terrorist and Saboteur Attacks (5-OPFOR-0005)

**CONDITION:** The opposing forces (OPFOR) element dispatches small teams into the enemy's rear area to disrupt combat service support (CSS) operations.

**STANDARD:** The enemy sustains disrupted command and control (C2), destroyed equipment and supplies, and light casualties. 1. Locates rear support bases and C2 facilities. 2. Delays and disrupts CSS operations through probes. 3. Infiltrates CSS bases to conduct sabotage and terrorist activities. 4. Inflicts light casualties. 5. Destroys supplies and equipment.

**TASK:** Defend a Minefield (5-OPFOR-0023)

**CONDITION:** The enemy is conducting a minefield sweeping operation. The opposing forces (OPFOR) element has a minefield placed in the enemy's path. The minefield is under constant observation and fire.

**STANDARD:** The OPFOR element defends a minefield against an enemy element conducting a minefield sweeping operation. 1. Prevents the unit from detecting the obstacle. 2. Disrupts the minefield sweeping operation. 3. Prevents the unit from conducting the minefield sweeping operation, prevents the unit from moving all personnel through the breach or delays the completion of the minefield sweeping operation for more than 45 minutes.

**TASK:** Maintain Contact (5-OPFOR-0003)

**CONDITION:** The opposing forces (OPFOR) element is engaged with enemy base defense forces. The enemy forces are withdrawing under pressure.

**STANDARD:** The OPFOR element maintains enemy contact while the enemy withdraws. 1. Engages the enemy forces decisively. 2. Advances the OPFOR as the enemy forces withdraw. 3. Inflicts heavy casualties. 4. Captures the members of the enemy force. 5. Captures documents and equipment. 6. Safeguards captured documents, equipment, and personnel.

**TASK:** Conduct an Ambush (5-OPFOR-0007)

**CONDITION:** The enemy is moving in a convoy. The opposing forces (OPFOR) element is positioned along the enemy's route.

**STANDARD:** The OPFOR element inflicts casualties on the enemy and causes vehicle and equipment damage. 1. Prepares an ambush site before the element arrives. 2. Surprises march element forces. 3. Inflicts heavy casualties within the designated kill zone. 4. Inflicts heavy damage to vehicles and equipment within the designated kill zone. 5. Delays the march element from reaching a specified destination for a specified period of time. 6. Withdraws on order. 7. Sustains no casualties. 8. Reports actions to superiors.

**TASK:** Disrupt a Net Control Station (NCS) (5-OPFOR-0019)

**CONDITION:** The enemy has established a NCS. The opposing forces (OPFOR) element has radio and jamming equipment.



**STANDARD:** The OPFOR element attempts to disrupt an NCS. 1. Attempts to locate the radio frequency that the unit is operating on. 2. Attempts to enter the radio net. 3. Attempts to issue "bogus" orders to a unit on the net. 4. Jams the radio frequency and forces the unit to go to an alternate frequency.

**TASK:** Disrupt Defensive Preparations (5-OPFOR-0018)

**CONDITION:** The opposing forces (OPFOR) element has located the enemy. Priority intelligence requirements (PIR) and other intelligence requirements obtained by OPFOR patrols indicate that the enemy elements are establishing defensive positions. The OPFOR element has automatic and antiarmor weapons and light mortars.

**STANDARD:** The OPFOR element disrupts and delays the enemy's defensive preparations. 1. Locates and penetrates the enemy's security system. 2. Forces the enemy to delay defensive preparations. 3. Disrupts the enemy's obstacle preparations.

**TASK:** Disrupt Enemy Movement and Operations Using Tactical Nuclear Weapons (5-OPFOR-0016)

**CONDITION:** The opposing forces (OPFOR) element has located the enemy. Priority intelligence requirements (PIR) and other intelligence requirements have been obtained by OPFOR patrols. Tactical nuclear weapons are employed against key locations in the rear area.

**STANDARD:** The OPFOR element disrupts enemy movement and operations. 1. Disrupts or delays the movement of the enemy's equipment and supplies to the forward areas. 2. Destroys enemy equipment and supplies. 3. Inflicts a high rate of nuclear casualties among the enemy forces. 4. Denies the enemy the use of specified areas. 5. Contaminates the enemy's equipment and supplies.

**TASK:** Disrupt Quartering Party Operations (5-OPFOR-0017)

**CONDITION:** The enemy is conducting quartering party operations. It has established an assembly area (AA) but has not moved in the main body.

**STANDARD:** The opposing forces (OPFOR) element attempts to disrupt quartering party operations and infiltrate the enemy's AA. 1. Locates the quartering party and the AA. 2. Surprises the main body. 3. Penetrates the AA with squad-size probes. 4. Inflicts personnel casualties and vehicle damage. 5. Disrupts the unit's preparations (prevents or delays beyond the unit's allotted time).

**TASK:** Disrupt Enemy Movement and Operations Using Persistent and Nonpersistent Chemical Weapons (5-OPFOR-0015)

**CONDITION:** The opposing forces (OPFOR) element has located the enemy. Priority intelligence requirements (PIR) and other intelligence requirements have been obtained by OPFOR patrols. The OPFOR units deliver chemical agents, by means of conventional artillery weapons or aircraft, along selected supply routes and key bases in the rear area.

**STANDARD:** The OPFOR element disrupts enemy movement and operations using persistent and nonpersistent chemical weapons. 1. Delivers chemical agents in low and densely wooded areas. 2. Delays the movement of enemy supplies and equipment to the forward areas. 3. Restricts the movement of the enemy units in the rear area. 4. Channels the movement of enemy units into predesignated ambush areas. 5. Contaminates enemy supplies and equipment. 6. Inflicts a high rate of casualties on enemy forces.

**TASK:** Disrupt Movement (5-OPFOR-0014)

**CONDITION:** The enemy is expected to move through the opposing forces (OPFOR) element's area of operations. The OPFOR element has received an operation order (OPORD) or fragmentary order (FRAGO) to disrupt enemy movement. The enemy has the capability to defend with direct fire and antiarmor weapons.

**STANDARD:** The OPFOR element delays enemy movement. 1. Delays the element. 2. Forces the element to deviate from its route. 3. Prevents the element from reaching its destination. 4. Surprises the element's main body.

**TASK:** Counter Passage of Lines (5-OPFOR-0012)

**CONDITION:** Enemy forces are in defensive positions, but they are expected to attempt passage-of-lines operations. The opposing forces (OPFOR) received orders to disrupt enemy passage-of-lines operations.

**STANDARD:** The OPFOR element delays or prevents enemy passage of lines. 1. Delays the passage. 2. Prevents the company from moving all personnel through the stationary unit. 3. Engages the main body of either the moving or the stationary unit.

**TASK:** Disrupt Assembly Area (AA) Activities (5-OPFOR-0013)

**CONDITION:** Intelligence reports indicate that platoon- and company-size enemy units are operating in the opposing forces (OPFOR) area of operations. Enemy units can defend from AAs with direct fire, antiarmor weapons, and indirect fire. The enemy has close air support (CAS) and nuclear, biological, and chemical (NBC) capabilities.

**STANDARD:** The OPFOR element locates and disrupts the enemy's AA activities. 1. Locates the element's AA. 2. Probes the AA with squad- or team-size elements. 3. Inflicts more than 5 percent casualties on the element. 4. Disrupts the element's preparations (prevents or delays beyond the element's allotted time).

**TASK:** Attack (5-OPFOR-0001)

**CONDITION:** The opposing forces (OPFOR) element has located the enemy. The priority intelligence requirements (PIR) and other intelligence requirements have been obtained by OPFOR patrols. The OPFOR element has automatic and antiarmor weapons and light mortars.

**STANDARD:** The OPFOR element attempts to seize the terrain, vehicles, or equipment. 1. Develops an attack plan. 2. Surprises the enemy unit's main body. 3. Initiates the attack using a scheme of maneuver that exploits the enemy's flanks, gaps, and weaknesses. 4. Uses covered and concealed routes to approach the enemy forces' flanks, gaps, or weakly held areas. 5. Employs indirect fire to support the attack. 6. Penetrates enemy defenses. 7. Destroys equipment and supplies. 8. Inflicts heavy casualties. 9. Isolates the combat service support (CSS) base by blocking reinforcements. 10. Forces enemy units to displace. 11. Avoids being fixed in one position. 12. Withdraws before the CSS base is reinforced with tactical combat forces.

**TASK:** Conduct Sniper Operations (5-OPFOR-0006)

**CONDITION:** The opposing forces (OPFOR) element has assigned snipers (regular or irregular elements) in the enemy's rear area along the main supply route (MSR) and near support sites.

**STANDARD:** The OPFOR element kills or wounds targets. 1. Sets up a well-concealed location. 2. Engages vehicle drivers or personnel on foot with short bursts of semiautomatic fire. 3. Kills or wounds selected targets. 4. Prevents the position from being discovered by enemy forces. 5. Evacuates the area without being spotted. 6. Reports all specified priority intelligence requirements (PIR) and other intelligence requirements to the OPFOR headquarters (HQ).

**TASK:** Conduct Air Attacks (5-OPFOR-0002)

**CONDITION:** The opposing forces (OPFOR) element in the rear area has forwarded the positions of the enemy support sites or the locations of moving elements. The OPFOR aircraft have been dispatched to attack enemy installations or convoys.

**STANDARD:** The OPFOR element attempts to delay, disrupt, or damage the enemy targets by air. 1. Locates the target (support sites or convoys). 2. Makes attack runs on the designated targets. 3. Inflicts heavy damage to the selected target. 4. Sustains no loss of aircraft. 5. Delays moving the force for more than one hour.

**ELEMENTS:** Company Headquarters  
 Three Combat Mobility Platoons  
 Nine Combat Engineer Squads  
 Mobility Support Platoon  
 Three Mobility Sections

**TASK:** Conduct a Convoy (07-2-1301.05-T01A)  
 (FM 55-30) (FM 21-16)

**ITERATION:** 1 2 3 4 5 M (Circle)

**COMMANDER/LEADER ASSESSMENT:** T P U (Circle)

**CONDITIONS:** Upon receipt of an operation order (OPORD), the element moves to a new location given in the OPORD and conducts operations at that location. There is a possibility of enemy contact with threat patrols up to platoon and company size. Threat mounted forces have been operating in the area through which the route passes. The company's standing operating procedure (SOP) is available and contains movement readiness levels and current loading plans. The convoy may be conducted during daylight or darkness, including blackout conditions. Radio and visual signals will be used for convoy control. The column may conduct halts. Some iterations of this task should be performed in MOPP4.

**TASK STANDARDS:** The element conducts the convoy and arrives at its new location by the time specified in the OPORD. The time required to perform this task is increased when conducting it in mission-oriented protection posture (MOPP) 4.

TASK STEPS AND PERFORMANCE MEASURES	GO	NO-GO
<p>* 1. The element commander conducts a map reconnaissance using all available position/navigation (POS/NAV) and terrain analysis capabilities, to include space-based assets.</p> <ul style="list-style-type: none"> <li>a. Indicated the start point (SP).</li> <li>b. Identified locations of friendly units.</li> <li>c. Pointed out potential ambush sites.</li> <li>d. Identified checkpoints (CPs).</li> <li>e. Pointed out sites to be used for scheduled halts.</li> <li>f. Indicated the release point (RP).</li> </ul> <p>2. The reconnaissance party conducts a route reconnaissance using all available POS/NAV and mapping capabilities available.</p> <ul style="list-style-type: none"> <li>a. Wore the designated MOPP gear.</li> <li>b. Activated the automatic chemical alarm.</li> <li>c. Monitored radiation monitoring devices.</li> <li>d. Verified map information.</li> <li>e. Listed the capacities of bridges and underpasses.</li> <li>f. Listed the locations of culverts, ferries, forging areas, steep grades, and possible ambush sites.</li> <li>g. Prepared the map overlay.</li> <li>h. Computed the travel time.</li> <li>i. Prepared the strip map.</li> </ul> <p>* 3. The convoy commander coordinates for required support with higher headquarters (HQ), to include--</p> <ul style="list-style-type: none"> <li>a. Military police (MP) support.</li> <li>b. Medical support.</li> <li>c. Fire support (FS).</li> <li>d. Engineer support.</li> </ul>		

TASK STEPS AND PERFORMANCE MEASURES	GO	NO-GO
<ul style="list-style-type: none"> <li>e. Maintenance contact-team support.</li> <li>f. Additional requirements, as required.</li> </ul> <p>4. The element prepares vehicles and equipment.</p> <ul style="list-style-type: none"> <li>a. Performed preventive-maintenance checks and services (PMCS).</li> <li>b. Corrected minor deficiencies.</li> <li>c. Reported major deficiencies.</li> <li>d. Hardened vehicles using sandbags or other authorized materials.</li> <li>e. Covered unit identification markings on vehicles and personnel.</li> <li>f. Covered or removed reflective surfaces.</li> <li>g. Placed antennas at their lowest height.</li> <li>h. Turned radio volumes and squelches to their lowest setting, consistent with operational requirements.</li> </ul> <p>* 5. The convoy commander organizes the convoy.</p> <ul style="list-style-type: none"> <li>a. Assigned cargo vehicle positions.</li> <li>b. Positioned control vehicles without setting a pattern.</li> <li>c. Assigned recovery vehicle positions.</li> <li>d. Arranged hardened vehicles near the head of the convoy.</li> <li>e. Specified passenger locations.</li> <li>f. Appointed air guards.</li> <li>g. Organized the trail party element.</li> <li>h. Provided vehicle position listings to the trail party leader.</li> </ul> <p>* 6. The convoy commander briefs the convoy personnel.</p> <ul style="list-style-type: none"> <li>a. Provided strip maps to each vehicle driver.</li> <li>b. Identified the convoy's chain of command.</li> <li>c. Detailed the convoy's route.</li> <li>d. Prescribed the march rate and the catch-up speed.</li> <li>e. Specified convoy intervals.</li> <li>f. Identified the scheduled halts.</li> <li>g. Briefed accident and breakdown procedures.</li> <li>h. Briefed immediate-action security measures.</li> <li>i. Briefed blackout-condition procedures.</li> <li>j. Specified the location of medical support.</li> <li>k. Specified the location of maintenance support.</li> <li>l. Briefed communication procedures.</li> <li>m. Specified the location and the identification of the destination.</li> </ul> <p>7. The convoy crosses the SP.</p> <ul style="list-style-type: none"> <li>a. Crossed at the specified time.</li> <li>b. Verified that vehicles had crossed the SP.</li> <li>c. Forwarded the SP crossing report to the convoy commander when the entire unit had passed the SP.</li> </ul> <p>* 8. The convoy commander provides the convoy information to higher HQ.</p> <ul style="list-style-type: none"> <li>a. Reported the SP crossing time.</li> <li>b. Reported the CP clearance, when crossed.</li> <li>c. Pointed out data that conflicted with the maps.</li> <li>d. Used the correct signal operation instructions (SOI) codes in all transmissions.</li> <li>e. Reported the RP crossing time.</li> </ul> <p>9. The convoy maintains march discipline.</p> <ul style="list-style-type: none"> <li>a. Maintained the designated march speed.</li> <li>b. Maintained the proper vehicle intervals.</li> </ul>		

TASK STEPS AND PERFORMANCE MEASURES	GO	NO-GO
<ul style="list-style-type: none"> <li>c. Crossed CPs as scheduled.</li> <li>d. Reacted correctly to the convoy commander's signals.</li> <li>e. Maintained security throughout the movement and during halts.</li> </ul> <p>10. The company conducts a scheduled halt.</p> <ul style="list-style-type: none"> <li>a. Stopped the column at the prescribed time.</li> <li>b. Maintained the prescribed vehicular intervals.</li> <li>c. Moved vehicles off the road.</li> <li>d. Established local security.</li> <li>e. Performed PMCS.</li> <li>f. Inspected vehicle loads.</li> <li>g. Departed at the specified times.</li> </ul> <p>11. The company conducts an unscheduled halt.</p> <ul style="list-style-type: none"> <li>a. Alerted the march column.</li> <li>b. Reported the stoppage to higher HQ.</li> <li>c. Maintained the prescribed vehicular intervals.</li> <li>d. Established local security.</li> <li>e. Reported the resumption of the march to higher HQ.</li> </ul> <p>12. The convoy moves under blackout conditions.</p> <ul style="list-style-type: none"> <li>a. Provided a visual adjustment period.</li> <li>b. Prepared the vehicles for blackout conditions.</li> <li>c. Maintained the prescribed vehicle distances.</li> <li>d. Wore night vision goggles (specified personnel).</li> <li>e. Wore regular eye protection goggles.</li> <li>f. Used ground guides during poor visibility periods.</li> </ul> <p>13. The trail party recovers disabled vehicles.</p> <ul style="list-style-type: none"> <li>a. Inspected the disabled vehicle.</li> <li>b. Repaired the disabled vehicle, when possible.</li> <li>c. Towed the vehicle, if necessary.</li> <li>d. Reported the vehicle's status to the convoy commander.</li> </ul> <p>14. The convoy moves through urban areas.</p> <ul style="list-style-type: none"> <li>a. Identified weight, height, and width restrictions.</li> <li>b. Used close-column formation.</li> <li>c. Obeyed traffic control directions.</li> <li>d. Used direction guides at critical intersections.</li> </ul> <p>15. The convoy crosses the RP.</p> <ul style="list-style-type: none"> <li>a. Crossed at the specified time.</li> <li>b. Verified that the vehicles had crossed the RP.</li> <li>c. Forwarded the crossing report to higher HQ.</li> </ul>		

TASK PERFORMANCE / EVALUATION SUMMARY BLOCK							
ITERATION	1	2	3	4	5	M	TOTAL
TOTAL TASK STEPS EVALUATED							
TOTAL TASK STEPS "GO"							
TRAINING STATUS "GO"/"NO-GO"							

"\*" indicates a leader task step.

**SUPPORTING INDIVIDUAL TASKS: NONE****SUPPORTING COLLECTIVE TASKS**

<b>Task Number</b>	<b>Task Title</b>
05-1-1391	Request a Standard Topographic Product
05-3-0412	Conduct a Technical Reconnaissance
19-1-1102	Coordinate Route Reconnaissance and Surveillance
19-1-1201	Prepare Traffic Control Plan

**OPFOR TASKS AND STANDARDS**

**TASK:** Surrender to the Capturing Unit on the Battlefield (5-OPFOR-0024)

**CONDITION:** The enemy has captured the opposing forces (OPFOR) element's soldiers, documents, and equipment sensitive to the OPFOR tactical operations.

**STANDARD:** The OPFOR soldiers retain or destroy documents and equipment. The OPFOR element surrenders documents and equipment of no tactical use to the enemy and attempts to conceal or destroy items of tactical value. The OPFOR element attempts escape and evasion. 1. Prevents the successful capture of documents and equipment. 2. Destroys documents and equipment. 3. Removes identifying markings from equipment. 4. Removes unit-identifying insignia. 5. Provides misleading information. 6. Plans an escape. 7. Delays movement to the nearest collection point. 8. Prevents safeguarding of enemy prisoners of war (EPWs) in order to cause embarrassment to the United States (US).

**TASK:** Disrupt a Route Reconnaissance (5-OPFOR-0021)

**CONDITION:** The enemy is conducting a route reconnaissance. The opposing forces (OPFOR) element is positioned along the enemy's route.

**STANDARD:** The OPFOR element attempts to disrupt a squad/section conducting a route reconnaissance. 1. Prevents the unit from meeting its specified time schedule. 2. Forces the unit to deviate from its specified route. 3. Prevents the unit from reaching its assigned destination. 4. Surprises the squad/section. 5. Inflicts casualties on the unit.

**TASK:** Conduct a Raid (5-OPFOR-0004)

**CONDITION:** The opposing forces (OPFOR) element has occupied an objective rally point and has orders to conduct a raid on a combat service support (CSS) base.

**STANDARD:** The OPFOR element infiltrates the enemy's base and destroys all of the targets. 1. Surprises the enemy forces. 2. Assaults the support base and accomplishes the assigned tasks. 3. Destroys the specified equipment and supplies. 4. Avoids being decisively engaged. 5. Withdraws all personnel from the objective areas within the time prescribed. 6. Obtains all priority intelligence requirements (PIR) from the raid site. 7. Sustains only light casualties from enemy fire.

**TASK:** Conduct an Aerial Reconnaissance (5-OPFOR-0010)

**CONDITION:** The opposing forces (OPFOR) headquarters (HQ) element requires intelligence on the locations and identification of enemy elements. An aircraft is dispatched to take photographs and make a visual inspection of the enemy rear area.

**STANDARD:** The OPFOR element gathers photograph intelligence of the enemy. 1. Photographs the assigned sectors. 2. Makes quick visual checks where the ceiling is low. 3. Locates enemy positions in the area, particularly support and storage bases, and command and control (C2) facilities. 4. Sustains no loss of aircraft. 5. Reports priority intelligence requirements (PIR) and other information requirements to the OPFOR HQ.

**TASK:** Defeat Obstacles (5-OPFOR-0009)

**CONDITION:** The opposing forces (OPFOR) element encounters an obstacle that blocks the avenue of approach as it advances upon the enemy forces.

**STANDARD:** The OPFOR element bypasses or breaches the enemy obstacle. 1. Detects the obstacle before halting its main body. 2. Defeats the obstacle. a. Bypasses the obstacle without entering the engagement areas. b. Breaches the obstacle within 45 minutes and passes its entire force through the obstacle. 3. Does not incur degradation to the point that the mission must be discontinued.

**TASK:** Conduct an Attack (5-OPFOR-0008)

**CONDITION:** The enemy is conducting tactical operations. The opposing forces (OPFOR) element receives orders to attack the enemy, the area of occupation, or the main supply route (MSR) with smoke.

**STANDARD:** The OPFOR element disrupts the enemy's movement and smoke operations. 1. Determines the delivery method of the smoke attack. 2. Locates the target. 3. Delivers the smoke attack downwind. 4. Attacks the enemy with smoke, and surge attacks when the enemy responds to the smoke.

**TASK:** Disrupt Construction of Vehicle Fighting Positions (5-OPFOR-0020)

**CONDITION:** The opposing forces (OPFOR) element has located the enemy. The priority intelligence requirements (PIR) and other intelligence obtained by OPFOR patrols indicate the enemy is constructing vehicle fighting positions within its defensive area. The OPFOR element has automatic and antiarmor weapons and light mortars.

**STANDARD:** The OPFOR element attempts to disrupt the enemy's efforts to establish vehicle fighting positions. 1. Locates the defensive area. 2. Surprises the main body. 3. Penetrates the defensive area with squad-size probes. 4. Inflicts casualties on the unit. 5. Destroys vehicles. 6. Disrupts the unit's preparations (prevents or delays beyond the unit's allotted time).

**TASK:** Disrupt an Engineer Reconnaissance (5-OPFOR-0022)

**CONDITION:** The enemy is conducting an engineer reconnaissance. The opposing forces (OPFOR) element is positioned along the enemy's route.

**STANDARD:** The OPFOR element disrupts an engineer reconnaissance. 1. Prevents the unit from meeting its specified time schedule. 2. Forces the unit to deviate from its specified route. 3. Prevents the unit from accomplishing its assigned engineer reconnaissance. 4. Surprises the unit conducting the reconnaissance.

**TASK:** Conduct Terrorist and Saboteur Attacks (5-OPFOR-0005)

**CONDITION:** The opposing forces (OPFOR) element dispatches small teams into the enemy's rear area to disrupt combat service support (CSS) operations.



**STANDARD:** The enemy sustains disrupted command and control (C2), destroyed equipment and supplies, and light casualties. 1. Locates rear support bases and C2 facilities. 2. Delays and disrupts CSS operations through probes. 3. Infiltrates CSS bases to conduct sabotage and terrorist activities. 4. Inflicts light casualties. 5. Destroys supplies and equipment.

**TASK:** Defend a Minefield (5-OPFOR-0023)

**CONDITION:** The enemy is conducting a minefield sweeping operation. The opposing forces (OPFOR) element has a minefield placed in the enemy's path. The minefield is under constant observation and fire.

**STANDARD:** The OPFOR element defends a minefield against an enemy element conducting a minefield sweeping operation. 1. Prevents the unit from detecting the obstacle. 2. Disrupts the minefield sweeping operation. 3. Prevents the unit from conducting the minefield sweeping operation, prevents the unit from moving all personnel through the breach or delays the completion of the minefield sweeping operation for more than 45 minutes.

**TASK:** Maintain Contact (5-OPFOR-0003)

**CONDITION:** The opposing forces (OPFOR) element is engaged with enemy base defense forces. The enemy forces are withdrawing under pressure.

**STANDARD:** The OPFOR element maintains enemy contact while the enemy withdraws. 1. Engages the enemy forces decisively. 2. Advances the OPFOR as the enemy forces withdraw. 3. Inflicts heavy casualties. 4. Captures the members of the enemy force. 5. Captures documents and equipment. 6. Safeguards captured documents, equipment, and personnel.

**TASK:** Conduct an Ambush (5-OPFOR-0007)

**CONDITION:** The enemy is moving in a convoy. The opposing forces (OPFOR) element is positioned along the enemy's route.

**STANDARD:** The OPFOR element inflicts casualties on the enemy and causes vehicle and equipment damage. 1. Prepares an ambush site before the element arrives. 2. Surprises march element forces. 3. Inflicts heavy casualties within the designated kill zone. 4. Inflicts heavy damage to vehicles and equipment within the designated kill zone. 5. Delays the march element from reaching a specified destination for a specified period of time. 6. Withdraws on order. 7. Sustains no casualties. 8. Reports actions to superiors.

**TASK:** Disrupt a Net Control Station (NCS) (5-OPFOR-0019)

**CONDITION:** The enemy has established a NCS. The opposing forces (OPFOR) element has radio and jamming equipment.

**STANDARD:** The OPFOR element attempts to disrupt an NCS. 1. Attempts to locate the radio frequency that the unit is operating on. 2. Attempts to enter the radio net. 3. Attempts to issue "bogus" orders to a unit on the net. 4. Jams the radio frequency and forces the unit to go to an alternate frequency.

**TASK:** Disrupt Defensive Preparations (5-OPFOR-0018)

**CONDITION:** The opposing forces (OPFOR) element has located the enemy. Priority intelligence requirements (PIR) and other intelligence requirements obtained by OPFOR patrols indicate that the enemy elements are establishing defensive positions. The OPFOR element has automatic and antiarmor weapons and light mortars.

**STANDARD:** The OPFOR element disrupts and delays the enemy's defensive preparations. 1. Locates and penetrates the enemy's security system. 2. Forces the enemy to delay defensive preparations. 3. Disrupts the enemy's obstacle preparations.

**TASK:** Disrupt Enemy Movement and Operations Using Tactical Nuclear Weapons (5-OPFOR-0016)

**CONDITION:** The opposing forces (OPFOR) element has located the enemy. Priority intelligence requirements (PIR) and other intelligence requirements have been obtained by OPFOR patrols. Tactical nuclear weapons are employed against key locations in the rear area.

**STANDARD:** The OPFOR element disrupts enemy movement and operations. 1. Disrupts or delays the movement of the enemy's equipment and supplies to the forward areas. 2. Destroys enemy equipment and supplies. 3. Inflicts a high rate of nuclear casualties among the enemy forces. 4. Denies the enemy the use of specified areas. 5. Contaminates the enemy's equipment and supplies.

**TASK:** Disrupt Quartering Party Operations (5-OPFOR-0017)

**CONDITION:** The enemy is conducting quartering party operations. It has established an assembly area (AA) but has not moved in the main body.

**STANDARD:** The opposing forces (OPFOR) element attempts to disrupt quartering party operations and infiltrate the enemy's AA. 1. Locates the quartering party and the AA. 2. Surprises the main body. 3. Penetrates the AA with squad-size probes. 4. Inflicts personnel casualties and vehicle damage. 5. Disrupts the unit's preparations (prevents or delays beyond the unit's allotted time).

**TASK:** Disrupt Enemy Movement and Operations Using Persistent and Nonpersistent Chemical Weapons (5-OPFOR-0015)

**CONDITION:** The opposing forces (OPFOR) element has located the enemy. Priority intelligence requirements (PIR) and other intelligence requirements have been obtained by OPFOR patrols. The OPFOR units deliver chemical agents, by means of conventional artillery weapons or aircraft, along selected supply routes and key bases in the rear area.

**STANDARD:** The OPFOR element disrupts enemy movement and operations using persistent and nonpersistent chemical weapons. 1. Delivers chemical agents in low and densely wooded areas. 2. Delays the movement of enemy supplies and equipment to the forward areas. 3. Restricts the movement of the enemy units in the rear area. 4. Channels the movement of enemy units into predesignated ambush areas. 5. Contaminates enemy supplies and equipment. 6. Inflicts a high rate of casualties on enemy forces.

**TASK:** Disrupt Movement (5-OPFOR-0014)

**CONDITION:** The enemy is expected to move through the opposing forces (OPFOR) element's area of operations. The OPFOR element has received an operation order (OPORD) or fragmentary order (FRAGO) to disrupt enemy movement. The enemy has the capability to defend with direct fire and antiarmor weapons.

**STANDARD:** The OPFOR element delays enemy movement. 1. Delays the element. 2. Forces the element to deviate from its route. 3. Prevents the element from reaching its destination. 4. Surprises the element's main body.

**TASK:** Counter Passage of Lines (5-OPFOR-0012)

**CONDITION:** Enemy forces are in defensive positions, but they are expected to attempt passage-of-lines operations. The opposing forces (OPFOR) received orders to disrupt enemy passage-of-lines operations.

**STANDARD:** The OPFOR element delays or prevents enemy passage of lines. 1. Delays the passage. 2. Prevents the company from moving all personnel through the stationary unit. 3. Engages the main body of either the moving or the stationary unit.

**TASK:** Disrupt Assembly Area (AA) Activities (5-OPFOR-0013)

**CONDITION:** Intelligence reports indicate that platoon- and company-size enemy units are operating in the opposing forces (OPFOR) area of operations. Enemy units can defend from AAs with direct fire, antiarmor weapons, and indirect fire. The enemy has close air support (CAS) and nuclear, biological, and chemical (NBC) capabilities.

**STANDARD:** The OPFOR element locates and disrupts the enemy's AA activities. 1. Locates the element's AA. 2. Probes the AA with squad- or team-size elements. 3. Inflicts more than 5 percent casualties on the element. 4. Disrupts the element's preparations (prevents or delays beyond the element's allotted time).

**TASK:** Attack (5-OPFOR-0001)

**CONDITION:** The opposing forces (OPFOR) element has located the enemy. The priority intelligence requirements (PIR) and other intelligence requirements have been obtained by OPFOR patrols. The OPFOR element has automatic and antiarmor weapons and light mortars.

**STANDARD:** The OPFOR element attempts to seize the terrain, vehicles, or equipment. 1. Develops an attack plan. 2. Surprises the enemy unit's main body. 3. Initiates the attack using a scheme of maneuver that exploits the enemy's flanks, gaps, and weaknesses. 4. Uses covered and concealed routes to approach the enemy forces' flanks, gaps, or weakly held areas. 5. Employs indirect fire to support the attack. 6. Penetrates enemy defenses. 7. Destroys equipment and supplies. 8. Inflicts heavy casualties. 9. Isolates the combat service support (CSS) base by blocking reinforcements. 10. Forces enemy units to displace. 11. Avoids being fixed in one position. 12. Withdraws before the CSS base is reinforced with tactical combat forces.

**TASK:** Conduct Sniper Operations (5-OPFOR-0006)

**CONDITION:** The opposing forces (OPFOR) element has assigned snipers (regular or irregular elements) in the enemy's rear area along the main supply route (MSR) and near support sites.

**STANDARD:** The OPFOR element kills or wounds targets. 1. Sets up a well-concealed location. 2. Engages vehicle drivers or personnel on foot with short bursts of semiautomatic fire. 3. Kills or wounds selected targets. 4. Prevents the position from being discovered by enemy forces. 5. Evacuates the area without being spotted. 6. Reports all specified priority intelligence requirements (PIR) and other intelligence requirements to the OPFOR headquarters (HQ).

**TASK:** Conduct Air Attacks (5-OPFOR-0002)

**CONDITION:** The opposing forces (OPFOR) element in the rear area has forwarded the positions of the enemy support sites or the locations of moving elements. The OPFOR aircraft have been dispatched to attack enemy installations or convoys.

**STANDARD:** The OPFOR element attempts to delay, disrupt, or damage the enemy targets by air. 1. Locates the target (support sites or convoys). 2. Makes attack runs on the designated targets. 3. Inflicts heavy damage to the selected target. 4. Sustains no loss of aircraft. 5. Delays moving the force for more than one hour.

**ELEMENTS:** Company Headquarters  
 Three Combat Mobility Platoons  
 Nine Combat Engineer Squads  
 Mobility Support Platoon  
 Three Mobility Sections

**TASK:** Establish Unit Defense (07-3-0219.05-T01A)

(FM 7-8)

(FM 24-19)

(FM 24-35)

(FM 24-35-1)

(FM 7-7)

(TC 24-20)

**ITERATION:** 1 2 3 4 5 M (Circle)

**COMMANDER/LEADER ASSESSMENT:** T P U (Circle)

**CONDITIONS:** The element has received an operation order (OPORD) or a fragmentary order (FRAGO) with a mission to occupy part of a larger unit's defensive sector, or is isolated and must provide its own security or defense. The element may be opposed by as much as a motorized rifle company. Some iterations of this task should be performed in MOPP4.

**TASK STANDARDS:** The element completes all preparations for the defense not later than the time specified in the order. The enemy does not surprise the platoon. The time required to perform this task is increased when conducting it in mission-oriented protection posture (MOPP) 4.

TASK STEPS AND PERFORMANCE MEASURES	GO	NO-GO
<p>* 1. The element leader performs a leader's reconnaissance of the tentative defensive position.</p> <ul style="list-style-type: none"> <li>a. Searched the area to ensure that it was free of the enemy, mines, and booby traps.</li> <li>b. Established local security.</li> <li>c. Surveyed the area for nuclear, biological, and chemical (NBC) contamination.</li> <li>d. Designated sectors and general locations for the operations, vehicles, and automatic and antiarmor weapons based on the mission, enemy, terrain, troops, time available, and civilian considerations (METT-TC) factors.</li> </ul> <p>NOTE: At night, the designation of positions must be more exact. Leaders may elect to reconnoiter the area first, position the observation posts (OPs), and then have the guides bring the other members into position.</p> <p>2. The designated security or operation team moves to assigned positions.</p> <ul style="list-style-type: none"> <li>a. Emplaced the M8A1 Chemical Alarm System, if assigned, within 5 minutes of occupying the OP.</li> <li>b. Positioned the OP within range of the supporting small-arms fire.</li> <li>c. Provided cover and concealment for the OP personnel.</li> <li>d. Designated covered and concealed routes to and from the OP.</li> <li>e. Established communications from the operations to the unit's command post (CP).</li> </ul> <p>NOTE: The primary means should be wire, supplemented by messenger and radio.</p> <ul style="list-style-type: none"> <li>f. Disseminated the locations of all friendly personnel in the sector.</li> </ul> <p>* 3. The platoon leader and the platoon forward observer (FO) designate targets to support the OP.</p> <ul style="list-style-type: none"> <li>a. Identified the target reference points (TRPs).</li> <li>b. Included the OP targets within the fire plan.</li> </ul> <p>4. The OP team provides early warning.</p>		

TASK STEPS AND PERFORMANCE MEASURES	GO	NO-GO
<ul style="list-style-type: none"> <li>a. Provided continuous early warning out to a range that warned of enemy observation, direct fire, or assault on the main body.</li> <li>b. Detected all enemy activity within the vicinity of the unit's position.</li> <li>c. Adjusted illumination or high-explosive (HE) rounds on enemy targets.</li> <li>d. Emplaced expedient early-warning devices before dark, if possible.</li> <li>e. Demonstrated the correct use of the current challenge and password.</li> <li>f. Alternated the OP sites when required, due to the changing visibility or enemy activity.</li> </ul> <p>* 5. The element leader designates the primary, alternate, and supplementary fighting positions for key weapons or vehicles, where applicable, while emplacing the rest of the platoon.</p> <ul style="list-style-type: none"> <li>a. Positioned the machine guns to obtain grazing fire along the most likely dismounted avenue of approach (AA).</li> <li>b. Positioned the antiarmor weapons to cover the likely armor AA or the assigned engagement area (EA).</li> <li>c. Ensured that the positions were mutually supported along armor and dismounted infantry AAs.</li> <li>d. Positioned the M203 grenade launchers, if assigned, to cover dead space in the terrain outside hand grenade range.</li> </ul> <p>* 6. Leaders place fighting positions to engage targets in designated sectors of fire, covering the most dangerous AAs first.</p> <ul style="list-style-type: none"> <li>a. Determined the sector of fire based on the type of weapon and the weapon's range.</li> <li>b. Assigned all personnel to a fighting position.</li> </ul> <p>* 7. The element leader coordinates or contacts adjacent units.</p> <ul style="list-style-type: none"> <li>a. Established boundary responsibilities.</li> <li>b. Discovered and eliminated any gaps in the defensive sector.</li> <li>c. Ensured that observation and fires overlapped.</li> </ul> <p>8. The element occupies defensive positions.</p> <p>NOTE: The leader establishes task priorities. Normally these are in the unit's standing operating procedure (SOP), but can be modified as needed (based on METT-TC considerations) by the platoon leader or the company commander.</p> <ul style="list-style-type: none"> <li>a. Occupied the assigned positions, physically.</li> <li>b. Reconnoitered physically in front of each position to become familiar with the terrain, locate dead space, and view the terrain from the enemy's perspective.</li> <li>c. Prepared and forwarded crew-served weapons range cards to the squad leader within 15 minutes of positioning.</li> <li>d. Installed aiming stakes.</li> <li>e. Cleared fields of fire.</li> <li>f. Emplaced obstacles according to the company's obstacle plan.</li> <li>g. Dug fighting positions to armpit depth with 0.5 meters of parapet.</li> <li>h. Constructed overhead cover for the fighting position.</li> <li>i. Camouflaged positions and vehicles from aerial and ground observation, ensuring that fighting positions could not be detected from a distance of more than 35 meters from the front of the position.</li> <li>j. Stockpiled ammunition, food, and water.</li> <li>k. Constructed alternate and supplementary positions.</li> <li>l. Ensured that all element members knew the element's CP location.</li> </ul> <p>* 9. The element leader, along with the fire support team (FIST) or FO if applicable, plans for the employment of indirect fires.</p>		

TASK STEPS AND PERFORMANCE MEASURES	GO	NO-GO
<ul style="list-style-type: none"> <li>a. Planned the fires along the enemy's AAs.</li> <li>b. Planned the fires at known or likely enemy positions.</li> <li>c. Planned final protective fires (FPF), if allocated.</li> <li>d. Registered and adjusted TRPs, if available and the situation permitted.</li> </ul> <p>10. The radiotelephone operator (RATELO) establishes communications.</p> <ul style="list-style-type: none"> <li>a. Used wire as the primary communications, if available.</li> <li>b. Ensured that the platoon or company's CP had communications with operations, higher and subordinate leaders, adjacent units, and fire support.</li> <li>c. Conducted periodic communications checks to ensure that all communications were operational.</li> <li>d. Planned and provided for an alternate means of communications.</li> </ul> <p>*11. The element leader prepares a sector sketch.</p> <ul style="list-style-type: none"> <li>a. Identified the main terrain features and the range to the terrain features.</li> <li>b. Identified the squad's fighting position locations.</li> <li>c. Indicated the primary and secondary sectors of fire for each position.</li> <li>d. Identified the type of weapon and fire control measures (FPF, principle direction of fire [PDF], and the final protective line [FPL]) for each position.</li> <li>e. Identified the squad leader's position and the OP locations.</li> <li>f. Marked dead space.</li> <li>g. Identified obstacle locations.</li> <li>h. Indicated the direction of north.</li> <li>i. Forwarded a copy of the sector sketch to the platoon leader within 30 minutes of being assigned a sector.</li> </ul> <p>*12. The element leader prepares a platoon sector sketch.</p> <ul style="list-style-type: none"> <li>a. Indicated the platoon sector or the EA.</li> <li>b. Denoted the primary, alternate, and supplementary squad positions and the sectors of fire.</li> <li>c. Indicated the location of vehicles, antiarmor, and automatic weapon positions with the primary sectors of fire, the FPL, or the PDF for the primary vehicle weapons system, automatic weapons, and TRPs.</li> <li>d. Identified the location of OPs and patrol routes, if any had been planned.</li> <li>e. Outlined the maximum engagement lines for the primary weapon systems.</li> <li>f. Identified the location of indirect-fire targets and FPFs, if any had been allocated.</li> <li>g. Indicated the direction of north.</li> <li>h. Illustrated the unit identification, up to company level.</li> <li>i. Indicated the date-time group.</li> <li>j. Identified the position of the platoon's CP.</li> <li>k. Forwarded a copy of the platoon sector sketch to the company commander within 1 hour of assigning squad leaders sectors.</li> </ul> <p>13. The element continues to improve defensive positions.</p> <ul style="list-style-type: none"> <li>a. Improved positions according to the SOP work priorities.</li> <li>b. Upgraded positions as directed by higher headquarters (HQ).</li> </ul>		

TASK PERFORMANCE / EVALUATION SUMMARY BLOCK							
ITERATION	1	2	3	4	5	M	TOTAL
TOTAL TASK STEPS EVALUATED							
TOTAL TASK STEPS "GO"							
TRAINING STATUS "GO"/"NO-GO"							

"\*" indicates a leader task step.

#### SUPPORTING INDIVIDUAL TASKS

Task Number	Task Title
071-325-4407	Employ Hand Grenades
071-325-4425	Employ an M18A1 Claymore Mine
071-326-5703	Construct Individual Fighting Positions
071-326-5704	Supervise Construction of a Fighting Position
071-331-0804	Perform Surveillance Without the Aid of Electronic Devices
071-331-0852	Clear a Field of Fire
071-430-0002	Conduct a Defense by a Squad

#### SUPPORTING COLLECTIVE TASKS

Task Number	Task Title
05-2-0100	Coordinate the Synchronization and Integration of Fire Support (FS)
05-2-0127	Provide Support for Survivability Operations
05-2-0301	Camouflage Vehicles and Equipment
05-2-0314	Integrate Obstacles Into Direct- and Indirect-Fire Plans
05-2-0508	Plan for Survivability Operations
05-2-0510	Direct Survivability Construction
05-2-0514	Emplace Tactical Obstacles
05-2-0516	Emplace Situational Obstacles
05-3-0303	Construct Wire Obstacles

#### OPFOR TASKS AND STANDARDS

**TASK:** Surrender to the Capturing Unit on the Battlefield (5-OPFOR-0024)

**CONDITION:** The enemy has captured the opposing forces (OPFOR) element's soldiers, documents, and equipment sensitive to the OPFOR tactical operations.

**STANDARD:** The OPFOR soldiers retain or destroy documents and equipment. The OPFOR element surrenders documents and equipment of no tactical use to the enemy and attempts to conceal or destroy items of tactical value. The OPFOR element attempts escape and evasion. 1. Prevents the successful capture of documents and equipment. 2. Destroys documents and equipment. 3. Removes identifying markings from equipment. 4. Removes unit-identifying insignia. 5. Provides misleading information. 6. Plans an escape. 7. Delays movement to the nearest collection point. 8. Prevents safeguarding of enemy prisoners of war (EPWs) in order to cause embarrassment to the United States (US).

**TASK:** Disrupt a Route Reconnaissance (5-OPFOR-0021)

**CONDITION:** The enemy is conducting a route reconnaissance. The opposing forces (OPFOR) element is positioned along the enemy's route.

**STANDARD:** The OPFOR element attempts to disrupt a squad/section conducting a route reconnaissance. 1. Prevents the unit from meeting its specified time schedule. 2. Forces the unit to deviate from its specified route. 3. Prevents the unit from reaching its assigned destination. 4. Surprises the squad/section. 5. Inflicts casualties on the unit.

**TASK:** Conduct a Raid (5-OPFOR-0004)

**CONDITION:** The opposing forces (OPFOR) element has occupied an objective rally point and has orders to conduct a raid on a combat service support (CSS) base.

**STANDARD:** The OPFOR element infiltrates the enemy's base and destroys all of the targets. 1. Surprises the enemy forces. 2. Assaults the support base and accomplishes the assigned tasks. 3. Destroys the specified equipment and supplies. 4. Avoids being decisively engaged. 5. Withdraws all personnel from the objective areas within the time prescribed. 6. Obtains all priority intelligence requirements (PIR) from the raid site. 7. Sustains only light casualties from enemy fire.

**TASK:** Conduct an Aerial Reconnaissance (5-OPFOR-0010)

**CONDITION:** The opposing forces (OPFOR) headquarters (HQ) element requires intelligence on the locations and identification of enemy elements. An aircraft is dispatched to take photographs and make a visual inspection of the enemy rear area.

**STANDARD:** The OPFOR element gathers photograph intelligence of the enemy. 1. Photographs the assigned sectors. 2. Makes quick visual checks where the ceiling is low. 3. Locates enemy positions in the area, particularly support and storage bases, and command and control (C2) facilities. 4. Sustains no loss of aircraft. 5. Reports priority intelligence requirements (PIR) and other information requirements to the OPFOR HQ.

**TASK:** Defeat Obstacles (5-OPFOR-0009)

**CONDITION:** The opposing forces (OPFOR) element encounters an obstacle that blocks the avenue of approach as it advances upon the enemy forces.

**STANDARD:** The OPFOR element bypasses or breaches the enemy obstacle. 1. Detects the obstacle before halting its main body. 2. Defeats the obstacle. a. Bypasses the obstacle without entering the engagement areas. b. Breaches the obstacle within 45 minutes and passes its entire force through the obstacle. 3. Does not incur degradation to the point that the mission must be discontinued.

**TASK:** Conduct an Attack (5-OPFOR-0008)

**CONDITION:** The enemy is conducting tactical operations. The opposing forces (OPFOR) element receives orders to attack the enemy, the area of occupation, or the main supply route (MSR) with smoke.

**STANDARD:** The OPFOR element disrupts the enemy's movement and smoke operations. 1. Determines the delivery method of the smoke attack. 2. Locates the target. 3. Delivers the smoke attack downwind. 4. Attacks the enemy with smoke, and surge attacks when the enemy responds to the smoke.

**TASK:** Disrupt Construction of Vehicle Fighting Positions (5-OPFOR-0020)

**CONDITION:** The opposing forces (OPFOR) element has located the enemy. The priority intelligence requirements (PIR) and other intelligence obtained by OPFOR patrols indicate the enemy is constructing vehicle fighting positions within its defensive area. The OPFOR element has automatic and antiarmor weapons and light mortars.



**STANDARD:** The OPFOR element attempts to disrupt the enemy's efforts to establish vehicle fighting positions. 1. Locates the defensive area. 2. Surprises the main body. 3. Penetrates the defensive area with squad-size probes. 4. Inflicts casualties on the unit. 5. Destroys vehicles. 6. Disrupts the unit's preparations (prevents or delays beyond the unit's allotted time).

**TASK:** Disrupt an Engineer Reconnaissance (5-OPFOR-0022)

**CONDITION:** The enemy is conducting an engineer reconnaissance. The opposing forces (OPFOR) element is positioned along the enemy's route.

**STANDARD:** The OPFOR element disrupts an engineer reconnaissance. 1. Prevents the unit from meeting its specified time schedule. 2. Forces the unit to deviate from its specified route. 3. Prevents the unit from accomplishing its assigned engineer reconnaissance. 4. Surprises the unit conducting the reconnaissance.

**TASK:** Conduct Terrorist and Saboteur Attacks (5-OPFOR-0005)

**CONDITION:** The opposing forces (OPFOR) element dispatches small teams into the enemy's rear area to disrupt combat service support (CSS) operations.

**STANDARD:** The enemy sustains disrupted command and control (C2), destroyed equipment and supplies, and light casualties. 1. Locates rear support bases and C2 facilities. 2. Delays and disrupts CSS operations through probes. 3. Infiltrates CSS bases to conduct sabotage and terrorist activities. 4. Inflicts light casualties. 5. Destroys supplies and equipment.

**TASK:** Defend a Minefield (5-OPFOR-0023)

**CONDITION:** The enemy is conducting a minefield sweeping operation. The opposing forces (OPFOR) element has a minefield placed in the enemy's path. The minefield is under constant observation and fire.

**STANDARD:** The OPFOR element defends a minefield against an enemy element conducting a minefield sweeping operation. 1. Prevents the unit from detecting the obstacle. 2. Disrupts the minefield sweeping operation. 3. Prevents the unit from conducting the minefield sweeping operation, prevents the unit from moving all personnel through the breach or delays the completion of the minefield sweeping operation for more than 45 minutes.

**TASK:** Maintain Contact (5-OPFOR-0003)

**CONDITION:** The opposing forces (OPFOR) element is engaged with enemy base defense forces. The enemy forces are withdrawing under pressure.

**STANDARD:** The OPFOR element maintains enemy contact while the enemy withdraws. 1. Engages the enemy forces decisively. 2. Advances the OPFOR as the enemy forces withdraw. 3. Inflicts heavy casualties. 4. Captures the members of the enemy force. 5. Captures documents and equipment. 6. Safeguards captured documents, equipment, and personnel.

**TASK:** Conduct an Ambush (5-OPFOR-0007)

**CONDITION:** The enemy is moving in a convoy. The opposing forces (OPFOR) element is positioned along the enemy's route.

**STANDARD:** The OPFOR element inflicts casualties on the enemy and causes vehicle and equipment damage. 1. Prepares an ambush site before the element arrives. 2. Surprises march element forces. 3. Inflicts heavy casualties within the designated kill zone. 4. Inflicts heavy damage to vehicles and equipment within the designated kill zone. 5. Delays the march element from reaching a specified destination for a specified period of time. 6. Withdraws on order. 7. Sustains no casualties. 8. Reports actions to superiors.

**TASK:** Disrupt a Net Control Station (NCS) (5-OPFOR-0019)

**CONDITION:** The enemy has established a NCS. The opposing forces (OPFOR) element has radio and jamming equipment.

**STANDARD:** The OPFOR element attempts to disrupt an NCS. 1. Attempts to locate the radio frequency that the unit is operating on. 2. Attempts to enter the radio net. 3. Attempts to issue "bogus" orders to a unit on the net. 4. Jams the radio frequency and forces the unit to go to an alternate frequency.

**TASK:** Disrupt Defensive Preparations (5-OPFOR-0018)

**CONDITION:** The opposing forces (OPFOR) element has located the enemy. Priority intelligence requirements (PIR) and other intelligence requirements obtained by OPFOR patrols indicate that the enemy elements are establishing defensive positions. The OPFOR element has automatic and antiarmor weapons and light mortars.

**STANDARD:** The OPFOR element disrupts and delays the enemy's defensive preparations. 1. Locates and penetrates the enemy's security system. 2. Forces the enemy to delay defensive preparations. 3. Disrupts the enemy's obstacle preparations.

**TASK:** Disrupt Enemy Movement and Operations Using Tactical Nuclear Weapons (5-OPFOR-0016)

**CONDITION:** The opposing forces (OPFOR) element has located the enemy. Priority intelligence requirements (PIR) and other intelligence requirements have been obtained by OPFOR patrols. Tactical nuclear weapons are employed against key locations in the rear area.

**STANDARD:** The OPFOR element disrupts enemy movement and operations. 1. Disrupts or delays the movement of the enemy's equipment and supplies to the forward areas. 2. Destroys enemy equipment and supplies. 3. Inflicts a high rate of nuclear casualties among the enemy forces. 4. Denies the enemy the use of specified areas. 5. Contaminates the enemy's equipment and supplies.

**TASK:** Disrupt Quartering Party Operations (5-OPFOR-0017)

**CONDITION:** The enemy is conducting quartering party operations. It has established an assembly area (AA) but has not moved in the main body.

**STANDARD:** The opposing forces (OPFOR) element attempts to disrupt quartering party operations and infiltrate the enemy's AA. 1. Locates the quartering party and the AA. 2. Surprises the main body. 3. Penetrates the AA with squad-size probes. 4. Inflicts personnel casualties and vehicle damage. 5. Disrupts the unit's preparations (prevents or delays beyond the unit's allotted time).

**TASK:** Disrupt Enemy Movement and Operations Using Persistent and Nonpersistent Chemical Weapons (5-OPFOR-0015)

**CONDITION:** The opposing forces (OPFOR) element has located the enemy. Priority intelligence requirements (PIR) and other intelligence requirements have been obtained by OPFOR patrols. The OPFOR units deliver chemical agents, by means of conventional artillery weapons or aircraft, along selected supply routes and key bases in the rear area.

**STANDARD:** The OPFOR element disrupts enemy movement and operations using persistent and nonpersistent chemical weapons. 1. Delivers chemical agents in low and densely wooded areas. 2. Delays the movement of enemy supplies and equipment to the forward areas. 3. Restricts the movement of the enemy units in the rear area. 4. Channels the movement of enemy units into predesignated ambush areas. 5. Contaminates enemy supplies and equipment. 6. Inflicts a high rate of casualties on enemy forces.

**TASK:** Disrupt Movement (5-OPFOR-0014)

**CONDITION:** The enemy is expected to move through the opposing forces (OPFOR) element's area of operations. The OPFOR element has received an operation order (OPORD) or fragmentary order (FRAGO) to disrupt enemy movement. The enemy has the capability to defend with direct fire and antiarmor weapons.

**STANDARD:** The OPFOR element delays enemy movement. 1. Delays the element. 2. Forces the element to deviate from its route. 3. Prevents the element from reaching its destination. 4. Surprises the element's main body.

**TASK:** Counter Passage of Lines (5-OPFOR-0012)

**CONDITION:** Enemy forces are in defensive positions, but they are expected to attempt passage-of-lines operations. The opposing forces (OPFOR) received orders to disrupt enemy passage-of-lines operations.

**STANDARD:** The OPFOR element delays or prevents enemy passage of lines. 1. Delays the passage. 2. Prevents the company from moving all personnel through the stationary unit. 3. Engages the main body of either the moving or the stationary unit.

**TASK:** Disrupt Assembly Area (AA) Activities (5-OPFOR-0013)

**CONDITION:** Intelligence reports indicate that platoon- and company-size enemy units are operating in the opposing forces (OPFOR) area of operations. Enemy units can defend from AAs with direct fire, antiarmor weapons, and indirect fire. The enemy has close air support (CAS) and nuclear, biological, and chemical (NBC) capabilities.

**STANDARD:** The OPFOR element locates and disrupts the enemy's AA activities. 1. Locates the element's AA. 2. Probes the AA with squad- or team-size elements. 3. Inflicts more than 5 percent casualties on the element. 4. Disrupts the element's preparations (prevents or delays beyond the element's allotted time).

**TASK:** Attack (5-OPFOR-0001)

**CONDITION:** The opposing forces (OPFOR) element has located the enemy. The priority intelligence requirements (PIR) and other intelligence requirements have been obtained by OPFOR patrols. The OPFOR element has automatic and antiarmor weapons and light mortars.

**STANDARD:** The OPFOR element attempts to seize the terrain, vehicles, or equipment. 1. Develops an attack plan. 2. Surprises the enemy unit's main body. 3. Initiates the attack using a scheme of maneuver that exploits the enemy's flanks, gaps, and weaknesses. 4. Uses covered and concealed routes to approach the enemy forces' flanks, gaps, or weakly held areas. 5. Employs indirect fire to support the attack. 6. Penetrates enemy defenses. 7. Destroys equipment and supplies. 8. Inflicts heavy casualties. 9. Isolates the combat service support (CSS) base by blocking reinforcements. 10. Forces enemy units to displace. 11. Avoids being fixed in one position. 12. Withdraws before the CSS base is reinforced with tactical combat forces.

**TASK:** Conduct Sniper Operations (5-OPFOR-0006)

**CONDITION:** The opposing forces (OPFOR) element has assigned snipers (regular or irregular elements) in the enemy's rear area along the main supply route (MSR) and near support sites.

**STANDARD:** The OPFOR element kills or wounds targets. 1. Sets up a well-concealed location. 2. Engages vehicle drivers or personnel on foot with short bursts of semiautomatic fire. 3. Kills or wounds selected targets. 4. Prevents the position from being discovered by enemy forces. 5. Evacuates the area without being spotted. 6. Reports all specified priority intelligence requirements (PIR) and other intelligence requirements to the OPFOR headquarters (HQ).

**TASK:** Conduct Air Attacks (5-OPFOR-0002)

**CONDITION:** The opposing forces (OPFOR) element in the rear area has forwarded the positions of the enemy support sites or the locations of moving elements. The OPFOR aircraft have been dispatched to attack enemy installations or convoys.

**STANDARD:** The OPFOR element attempts to delay, disrupt, or damage the enemy targets by air. 1. Locates the target (support sites or convoys). 2. Makes attack runs on the designated targets. 3. Inflicts heavy damage to the selected target. 4. Sustains no loss of aircraft. 5. Delays moving the force for more than one hour.

**ELEMENTS:** Three Combat Mobility Platoons  
 Nine Combat Engineer Squads  
 Mobility Support Platoon

**TASK:** Assault a Building (Infantry Platoon/Squad) (07-3-1000.05-T01A)  
 (FM 90-10-1) (FM 7-7J) (FM 7-8)  
 (FM 90-10)

**ITERATION:** 1 2 3 4 5 M (Circle)

**COMMANDER/LEADER ASSESSMENT:** T P U (Circle)

**CONDITIONS:** The platoon is conducting operations as part of a larger force in an urban environment and has received an operation order (OPORD) or fragmentary order (FRAGO) to assault and clear a building. The building has two levels and contains a squad-sized enemy element. All necessary personnel and equipment are available. The platoon has communications with higher, adjacent, and subordinate elements. The platoon has been provided guidance on the rules of engagement (ROE)/rules of interaction (ROI). Coalition forces and noncombatants may be present in the operational environment. Some iterations of this task should be conducted during limited visibility conditions. Some iterations of this task should be performed in MOPP4.

**TASK STANDARDS:** The platoon assaults and clears the building according to the tactical standing operating procedures (TACSOP), the order, and the commander's guidance. The platoon kills, captures, or forces the withdrawal of all enemy in the building. The platoon complies with the ROE/ROI.

TASK STEPS AND PERFORMANCE MEASURES	GO	NO-GO
<ul style="list-style-type: none"> <li>* 1. The platoon leader gains and maintains situational understanding using information that is gathered from the Force XXI Battle Command Brigade and Below (FBCB2) System (if applicable), frequency-modulated (FM) communications, maps, intelligence summaries, situation reports (SITREPs), or other available information sources.</li> <li>* 2. The platoon leader receives an OPORD or FRAGO and issues a warning order (WO) to the platoon in enough time for squad leaders to have maximum planning time.</li> <li>* 3. The platoon leader plans the assault using troop-leading procedures.               <ul style="list-style-type: none"> <li>a. Conducted a digital or conventional map reconnaissance.                   <ul style="list-style-type: none"> <li>(1) Identified tentative rally points, as required.</li> <li>(2) Identified the objective rally point (ORP).</li> <li>(3) Identified tentative support-by-fire (SBF) and assault positions.</li> <li>(4) Identified likely avenues of approach (AAs) for enemy reinforcing elements.</li> <li>(5) Identified routes to and from the objective.</li> <li>(6) Marked tentative dismount points on digital and conventional maps, as appropriate.</li> </ul> </li> <li>b. Evaluated the situation, including the following factors:                   <ul style="list-style-type: none"> <li>(1) Building types (including layout and construction materials).</li> <li>(2) Subterranean entry and exit points and AAs.</li> <li>(3) Requirements for special equipment and materials.</li> </ul> </li> <li>c. Planned and coordinated indirect-fire support or close-air support, if available.</li> <li>d. Identified direct-fire responsibilities.</li> <li>e. Organized the platoon as necessary to accomplish the mission and compensate for combat losses.</li> </ul> </li> </ul>		

TASK STEPS AND PERFORMANCE MEASURES	GO	NO-GO
<p>(1) Designated the support element. NOTE: May include Bradley fighting vehicles (BFVs). (2) Designated the breach element. (3) Designated the assault element. f. Addressed actions to take on chance contact with the enemy.</p> <p>* 4. The platoon leader disseminates reports (if applicable), overlays, and other pertinent information to each squad to keep them abreast of the situation.</p> <p>* 5. The platoon leader issues orders and instructions to include ROE/ROI.</p> <p>6. The platoon conducts a rehearsal.</p> <p>* 7. The platoon leader issues FRAGOs, as necessary, to address changes to the plan identified during the rehearsal.</p> <p>8. The platoon moves tactically to the ORP, if used. a. Secured the ORP. b. Occupied the ORP.</p> <p>* 9. The platoon leader and reconnaissance element conduct the reconnaissance based on mission, enemy, terrain, troops, time available, and civilian considerations (METT-TC) factors. a. Entered way points into position/navigation (POS/NAV) equipment to aid navigation, if necessary. b. Verified routes to assault, support, and security positions. c. Observed the target, and verified and updated intelligence information. d. Selected assault, support, and security positions. e. Left the security element to observe the building/objective. f. Returned to the ORP or other platoon position.</p> <p>*10. The platoon leader adjusts the plan based on the updated intelligence and reconnaissance effort.</p> <p>*11. The platoon leader updates the enemy situation.</p> <p>*12. The platoon leader disseminates updated digital reports (if applicable), overlays, and other pertinent information.</p> <p>13. The platoon enters way points into POS/NAV equipment to aid navigation, if necessary.</p> <p>*14. The platoon sergeant (PSG)/squad leader employ the support element and indirect fires to isolate the building and overwatch the breach and assault elements during movement to the objective. a. Employed available weapons in SBF positions to destroy or suppress any known enemy positions. b. Employed indirect fires/smoke to suppress, obscure, or destroy enemy elements. c. Employed available weapons to observe identified subterranean entry and exit points. d. Employed available assets to breach walls/obstacles.</p> <p>15. The breach element conducts tactical movement from the dismount point to the objective. a. Initiated movement after enemy defensive positions were suppressed, obscured, or destroyed.</p>		

TASK STEPS AND PERFORMANCE MEASURES	GO	NO-GO
<ul style="list-style-type: none"> <li>b. Used covered and concealed routes that did not mask friendly suppressive fires.</li> <li>c. Crossed open areas rapidly using concealment of smoke and suppression of enemy targets by the support element.</li> </ul> <p>16. The assault element conducts tactical movement from the dismount point to the objective.</p> <ul style="list-style-type: none"> <li>a. Trailed the breach element according to METT-TC factors.</li> <li>b. Provided additional security/support (if needed) to the breach element.</li> <li>c. Engaged enemy forces with appropriate weapons systems to destroy or force withdrawal of sniper teams, antiarmor teams, and armor vehicles within the sector.</li> <li>d. Maintained 360-degree security.</li> <li>e. Monitored and controlled the flow of the battle to prevent potential fratricide situations.</li> </ul> <p>*17. The PSG or weapons squad leader employs direct and indirect fires to overwatch and protect the breach and assault elements during building clearance.</p> <p>18. The breach element enters the building.</p> <ul style="list-style-type: none"> <li>a. Entered the building at the designated entry point.</li> <li>b. Secured and maintained a foothold for the assault element.</li> <li>c. Provided additional support for the assault element.</li> </ul> <p>19. The assault element enters and clears the building.</p> <ul style="list-style-type: none"> <li>a. Cleared the building/rooms according to the TACSOP. <ul style="list-style-type: none"> <li>(1) Clearing teams cleared the building, room by room. <ul style="list-style-type: none"> <li>(a) Took up positions inside the room that allowed the element to completely dominate the room and eliminate the threat.</li> <li>(b) Engaged targets as they moved to their designated points of domination.</li> <li>(c) Ensured that points of domination were not in front of doors and windows.</li> <li>(d) Observed the ceiling, floor, and walls for mouse holes and loopholes.</li> <li>(e) Exercised fire control and discriminated direct fires.</li> <li>(f) Marked the building according to the unit's TACSOP to designate a cleared building.</li> </ul> </li> <li>(2) Clearing teams or designated personnel from the assault element cleared a staircase, if required. <ul style="list-style-type: none"> <li>(a) Ensured 360-degree and three-dimensional security was maintained in the immediate vicinity of the staircase.</li> <li>(b) Located, marked, bypassed, and cleared obstacles and booby traps blocking access to the staircase.</li> <li>(c) Moved up the stairs using the fire-team or buddy-team flow.</li> <li>(d) Secured each landing before continuing up or down additional flights.</li> </ul> </li> </ul> </li> </ul> <p>NOTE: Leaders should consider the use of 5.56-mm "soft rounds" while clearing staircases. These rounds will penetrate human bodies and walls and then stop either in the body or in the wall, thus preventing the possibility of fratricide or injury to noncombatants. To prevent the possibility of fratricide or injury to noncombatants, soldiers should consider the use of nonlethal stun grenades rather than live fragmentary grenades.</p> <ul style="list-style-type: none"> <li>b. Reported clearance to the platoon leader.</li> <li>c. Continued operations according to the platoon leader's intent.</li> </ul>		

TASK STEPS AND PERFORMANCE MEASURES	GO	NO-GO
<p>*20. The platoon leader keeps the company commander informed throughout the operation.</p> <ul style="list-style-type: none"> <li>a. Sent updated SITREPs as necessary during the operation.</li> <li>b. Positioned personnel to cover enemy routes of counterattack and infiltration into the building.</li> <li>c. Reported the completion building clearance.</li> <li>d. Redistributed ammunition and requested resupply, as required.</li> </ul> <p>21. The platoon consolidates and reorganizes, as necessary.</p> <p>22. The platoon secures and evacuates enemy prisoners of war (EPWs) and noncombatants, as necessary.</p> <p>23. The platoon treats and evacuates casualties.</p> <p>24. The platoon processes any captured documents/equipment.</p> <p>25. The platoon leader reports the platoon status to the higher headquarters (HQ).</p> <p>26. The platoon continues operations, as directed.</p>		

TASK PERFORMANCE / EVALUATION SUMMARY BLOCK							
ITERATION	1	2	3	4	5	M	TOTAL
TOTAL TASK STEPS EVALUATED							
TOTAL TASK STEPS "GO"							
TRAINING STATUS "GO"/"NO-GO"							

"\*" indicates a leader task step.

#### SUPPORTING INDIVIDUAL TASKS: NONE

#### SUPPORTING COLLECTIVE TASKS

<b>Task Number</b>	<b>Task Title</b>
05-2-1218	Conduct Report Procedures

#### OPFOR TASKS AND STANDARDS: NONE



**ELEMENTS:** Company Headquarters  
 Three Combat Mobility Platoons  
 Nine Combat Engineer Squads  
 Mobility Support Platoon  
 Three Mobility Sections

**TASK:** React to an Ambush (07-3-1112.05-T01A)  
 (FM 7-8) (FM 17-98) (FM 34-2-1)  
 (FM 7-92)

**ITERATION:** 1 2 3 4 5 M (Circle)

**COMMANDER/LEADER ASSESSMENT:** T P U (Circle)

**CONDITIONS:** The element is in a prepared kill zone. The enemy initiates the ambush with a casualty-producing device and a high volume of fire. The unit has guidance provided by the rules of engagement (ROE) and from mission instructions, such as the peace mandate terms of reference, the Status of Forces Agreement (SOFA), and the rules of interaction (ROI). Civilians, government organizations, nongovernmental organizations, private voluntary organizations, and the international press may be present on the battlefield. The presence of civilians can restrict the use of fires and reduce the combat power available to the commander. Some iterations of this task should be performed in MOPP4.

**TASK STANDARDS:** The element reacts immediately to the ambush based on the type (near, far). The platoon disengages the element in the kill zone or forces the enemy to withdraw. The platoon continues follow-on operations. The unit complies with the ROE, mission instruction, and higher headquarters (HQ) and other special orders.

TASK STEPS AND PERFORMANCE MEASURES	GO	NO-GO
<p>NOTE: Leaders ensure that the ROE and the ROI are disseminated to subordinate personnel.</p> <ol style="list-style-type: none"> <li>Personnel in the kill zone react to a near ambush (within hand grenade range).               <ol style="list-style-type: none"> <li>Returned fire immediately; assumed covered positions; and threw fragmentation, concussion, and smoke grenades.</li> <li>Immediately after the grenades detonated, assaulted individually through the ambush using individual fire and movement</li> </ol> </li> <li>Personnel not in the kill zone react to a near ambush.               <ol style="list-style-type: none"> <li>Identified enemy positions.</li> <li>Initiated immediate suppressive fires against the enemy.</li> <li>Took up covered positions.</li> <li>Shifted fires as personnel in the kill zone assaulted through the ambush.</li> </ol> </li> <li>Personnel receiving fire in a far ambush (beyond hand grenade range) immediately return fire and take up covered positions.               <ol style="list-style-type: none"> <li>Suppressed or destroyed enemy crew-served weapons first.</li> <li>Obscured the enemy position with smoke (M203).</li> <li>Sustained suppressive fires and shifted them as the assaulting squads fought through the enemy position.</li> </ol> </li> <li>Personnel not receiving fire react to a far ambush.               <ol style="list-style-type: none"> <li>Moved by a covered and concealed route to a vulnerable flank of the enemy's position.</li> <li>Assaulted using fire and movement techniques.</li> </ol> </li> </ol>		

TASK STEPS AND PERFORMANCE MEASURES	GO	NO-GO
5. The element forward observer (FO) calls for and adjusts indirect fires as directed by the element leader. <ul style="list-style-type: none"> <li>a. Used indirect fires to isolate the enemy's position.</li> <li>b. Adjusted fires on any retreating enemy.</li> </ul> * 6. The platoon leader accounts for all personnel and equipment after the enemy has withdrawn. <ul style="list-style-type: none"> <li>a. Reported the situation to higher HQ.</li> <li>b. Consolidated and reorganized as necessary.</li> <li>c. Continued the mission.</li> </ul>		

TASK PERFORMANCE / EVALUATION SUMMARY BLOCK							
ITERATION	1	2	3	4	5	M	TOTAL
TOTAL TASK STEPS EVALUATED							
TOTAL TASK STEPS "GO"							
TRAINING STATUS "GO"/"NO-GO"							

"\*" indicates a leader task step.

#### SUPPORTING INDIVIDUAL TASKS: NONE

#### SUPPORTING COLLECTIVE TASKS

Task Number	Task Title
05-2-0100	Coordinate the Synchronization and Integration of Fire Support (FS)
08-2-0314.05-T01A	Treat Unit Casualties (for Units with Medical Treatment Personnel)
12-1-0403.05-T01A	Report Casualties

#### OPFOR TASKS AND STANDARDS

**TASK:** Conduct an Ambush (07-OPFOR-1112)

**CONDITION:** The opposing forces (OPFOR) are operating separately or as part of a larger unit. The OPFOR is ordered to conduct an ambush along the enemy's lines of communications. The OPFOR has designated priority intelligence requirements (PIR) and other intelligence requirements (IR). Light automatic weapons, light mortars, and antiarmor systems are available.

**STANDARD:** 1. The OPFOR emplaces the ambush not later than the time specified in the order. 2. The OPFOR surprises the enemy. 3. The OPFOR engages, fixes, and/or destroys the specified enemy element in the kill zone. OR 4. The OPFOR engages and destroys all of the specified vehicles in the kill zone. 5. The OPFOR withdraws all personnel and equipment from the objective, on order. 6. All specified PIR and IR are obtained from the ambush site.

**TASK:** Surrender to the Capturing Unit on the Battlefield (5-OPFOR-0024)

**CONDITION:** The enemy has captured the opposing forces (OPFOR) element's soldiers, documents, and equipment sensitive to the OPFOR tactical operations.

**STANDARD:** The OPFOR soldiers retain or destroy documents and equipment. The OPFOR element surrenders documents and equipment of no tactical use to the enemy and attempts to conceal or destroy items of tactical value. The OPFOR element attempts escape and evasion. 1. Prevents the successful capture of documents and equipment. 2. Destroys documents and equipment. 3. Removes identifying markings from equipment. 4. Removes unit-identifying insignia. 5. Provides misleading information. 6. Plans an escape. 7. Delays movement to the nearest collection point. 8. Prevents safeguarding of enemy prisoners of war (EPWs) in order to cause embarrassment to the United States (US).

**TASK:** Disrupt a Route Reconnaissance (5-OPFOR-0021)

**CONDITION:** The enemy is conducting a route reconnaissance. The opposing forces (OPFOR) element is positioned along the enemy's route.

**STANDARD:** The OPFOR element attempts to disrupt a squad/section conducting a route reconnaissance. 1. Prevents the unit from meeting its specified time schedule. 2. Forces the unit to deviate from its specified route. 3. Prevents the unit from reaching its assigned destination. 4. Surprises the squad/section. 5. Inflicts casualties on the unit.

**TASK:** Conduct a Raid (5-OPFOR-0004)

**CONDITION:** The opposing forces (OPFOR) element has occupied an objective rally point and has orders to conduct a raid on a combat service support (CSS) base.

**STANDARD:** The OPFOR element infiltrates the enemy's base and destroys all of the targets. 1. Surprises the enemy forces. 2. Assaults the support base and accomplishes the assigned tasks. 3. Destroys the specified equipment and supplies. 4. Avoids being decisively engaged. 5. Withdraws all personnel from the objective areas within the time prescribed. 6. Obtains all priority intelligence requirements (PIR) from the raid site. 7. Sustains only light casualties from enemy fire.

**TASK:** Conduct an Aerial Reconnaissance (5-OPFOR-0010)

**CONDITION:** The opposing forces (OPFOR) headquarters (HQ) element requires intelligence on the locations and identification of enemy elements. An aircraft is dispatched to take photographs and make a visual inspection of the enemy rear area.

**STANDARD:** The OPFOR element gathers photograph intelligence of the enemy. 1. Photographs the assigned sectors. 2. Makes quick visual checks where the ceiling is low. 3. Locates enemy positions in the area, particularly support and storage bases, and command and control (C2) facilities. 4. Sustains no loss of aircraft. 5. Reports priority intelligence requirements (PIR) and other information requirements to the OPFOR HQ.

**TASK:** Defeat Obstacles (5-OPFOR-0009)

**CONDITION:** The opposing forces (OPFOR) element encounters an obstacle that blocks the avenue of approach as it advances upon the enemy forces.

**STANDARD:** The OPFOR element bypasses or breaches the enemy obstacle. 1. Detects the obstacle before halting its main body. 2. Defeats the obstacle. a. Bypasses the obstacle without entering the engagement areas. b. Breaches the obstacle within 45 minutes and passes its entire force through the obstacle. 3. Does not incur degradation to the point that the mission must be discontinued.

**TASK:** Conduct an Attack (5-OPFOR-0008)

**CONDITION:** The enemy is conducting tactical operations. The opposing forces (OPFOR) element receives orders to attack the enemy, the area of occupation, or the main supply route (MSR) with smoke.

**STANDARD:** The OPFOR element disrupts the enemy's movement and smoke operations. 1. Determines the delivery method of the smoke attack. 2. Locates the target. 3. Delivers the smoke attack downwind. 4. Attacks the enemy with smoke, and surge attacks when the enemy responds to the smoke.

**TASK:** Disrupt Construction of Vehicle Fighting Positions (5-OPFOR-0020)

**CONDITION:** The opposing forces (OPFOR) element has located the enemy. The priority intelligence requirements (PIR) and other intelligence obtained by OPFOR patrols indicate the enemy is constructing vehicle fighting positions within its defensive area. The OPFOR element has automatic and antiarmor weapons and light mortars.

**STANDARD:** The OPFOR element attempts to disrupt the enemy's efforts to establish vehicle fighting positions. 1. Locates the defensive area. 2. Surprises the main body. 3. Penetrates the defensive area with squad-size probes. 4. Inflicts casualties on the unit. 5. Destroys vehicles. 6. Disrupts the unit's preparations (prevents or delays beyond the unit's allotted time).

**TASK:** Disrupt an Engineer Reconnaissance (5-OPFOR-0022)

**CONDITION:** The enemy is conducting an engineer reconnaissance. The opposing forces (OPFOR) element is positioned along the enemy's route.

**STANDARD:** The OPFOR element disrupts an engineer reconnaissance. 1. Prevents the unit from meeting its specified time schedule. 2. Forces the unit to deviate from its specified route. 3. Prevents the unit from accomplishing its assigned engineer reconnaissance. 4. Surprises the unit conducting the reconnaissance.

**TASK:** Conduct Terrorist and Saboteur Attacks (5-OPFOR-0005)

**CONDITION:** The opposing forces (OPFOR) element dispatches small teams into the enemy's rear area to disrupt combat service support (CSS) operations.

**STANDARD:** The enemy sustains disrupted command and control (C2), destroyed equipment and supplies, and light casualties. 1. Locates rear support bases and C2 facilities. 2. Delays and disrupts CSS operations through probes. 3. Infiltrates CSS bases to conduct sabotage and terrorist activities. 4. Inflicts light casualties. 5. Destroys supplies and equipment.

**TASK:** Defend a Minefield (5-OPFOR-0023)

**CONDITION:** The enemy is conducting a minefield sweeping operation. The opposing forces (OPFOR) element has a minefield placed in the enemy's path. The minefield is under constant observation and fire.

**STANDARD:** The OPFOR element defends a minefield against an enemy element conducting a minefield sweeping operation. 1. Prevents the unit from detecting the obstacle. 2. Disrupts the minefield sweeping operation. 3. Prevents the unit from conducting the minefield sweeping operation, prevents the unit from moving all personnel through the breach or delays the completion of the minefield sweeping operation for more than 45 minutes.

**TASK:** Maintain Contact (5-OPFOR-0003)

**CONDITION:** The opposing forces (OPFOR) element is engaged with enemy base defense forces. The enemy forces are withdrawing under pressure.

**STANDARD:** The OPFOR element maintains enemy contact while the enemy withdraws. 1. Engages the enemy forces decisively. 2. Advances the OPFOR as the enemy forces withdraw. 3. Inflicts heavy casualties. 4. Captures the members of the enemy force. 5. Captures documents and equipment. 6. Safeguards captured documents, equipment, and personnel.

**TASK:** Conduct an Ambush (5-OPFOR-0007)

**CONDITION:** The enemy is moving in a convoy. The opposing forces (OPFOR) element is positioned along the enemy's route.

**STANDARD:** The OPFOR element inflicts casualties on the enemy and causes vehicle and equipment damage. 1. Prepares an ambush site before the element arrives. 2. Surprises march element forces. 3. Inflicts heavy casualties within the designated kill zone. 4. Inflicts heavy damage to vehicles and equipment within the designated kill zone. 5. Delays the march element from reaching a specified destination for a specified period of time. 6. Withdraws on order. 7. Sustains no casualties. 8. Reports actions to superiors.

**TASK:** Disrupt a Net Control Station (NCS) (5-OPFOR-0019)

**CONDITION:** The enemy has established a NCS. The opposing forces (OPFOR) element has radio and jamming equipment.

**STANDARD:** The OPFOR element attempts to disrupt an NCS. 1. Attempts to locate the radio frequency that the unit is operating on. 2. Attempts to enter the radio net. 3. Attempts to issue "bogus" orders to a unit on the net. 4. Jams the radio frequency and forces the unit to go to an alternate frequency.

**TASK:** Disrupt Defensive Preparations (5-OPFOR-0018)

**CONDITION:** The opposing forces (OPFOR) element has located the enemy. Priority intelligence requirements (PIR) and other intelligence requirements obtained by OPFOR patrols indicate that the enemy elements are establishing defensive positions. The OPFOR element has automatic and antiarmor weapons and light mortars.

**STANDARD:** The OPFOR element disrupts and delays the enemy's defensive preparations. 1. Locates and penetrates the enemy's security system. 2. Forces the enemy to delay defensive preparations. 3. Disrupts the enemy's obstacle preparations.

**TASK:** Disrupt Enemy Movement and Operations Using Tactical Nuclear Weapons (5-OPFOR-0016)

**CONDITION:** The opposing forces (OPFOR) element has located the enemy. Priority intelligence requirements (PIR) and other intelligence requirements have been obtained by OPFOR patrols. Tactical nuclear weapons are employed against key locations in the rear area.

**STANDARD:** The OPFOR element disrupts enemy movement and operations. 1. Disrupts or delays the movement of the enemy's equipment and supplies to the forward areas. 2. Destroys enemy equipment and supplies. 3. Inflicts a high rate of nuclear casualties among the enemy forces. 4. Denies the enemy the use of specified areas. 5. Contaminates the enemy's equipment and supplies.

**TASK:** Disrupt Quartering Party Operations (5-OPFOR-0017)

**CONDITION:** The enemy is conducting quartering party operations. It has established an assembly area (AA) but has not moved in the main body.

**STANDARD:** The opposing forces (OPFOR) element attempts to disrupt quartering party operations and infiltrate the enemy's AA. 1. Locates the quartering party and the AA. 2. Surprises the main body. 3. Penetrates the AA with squad-size probes. 4. Inflicts personnel casualties and vehicle damage. 5. Disrupts the unit's preparations (prevents or delays beyond the unit's allotted time).

**TASK:** Disrupt Enemy Movement and Operations Using Persistent and Nonpersistent Chemical Weapons (5-OPFOR-0015)

**CONDITION:** The opposing forces (OPFOR) element has located the enemy. Priority intelligence requirements (PIR) and other intelligence requirements have been obtained by OPFOR patrols. The OPFOR units deliver chemical agents, by means of conventional artillery weapons or aircraft, along selected supply routes and key bases in the rear area.

**STANDARD:** The OPFOR element disrupts enemy movement and operations using persistent and nonpersistent chemical weapons. 1. Delivers chemical agents in low and densely wooded areas. 2. Delays the movement of enemy supplies and equipment to the forward areas. 3. Restricts the movement of the enemy units in the rear area. 4. Channels the movement of enemy units into predesignated ambush areas. 5. Contaminates enemy supplies and equipment. 6. Inflicts a high rate of casualties on enemy forces.

**TASK:** Disrupt Movement (5-OPFOR-0014)

**CONDITION:** The enemy is expected to move through the opposing forces (OPFOR) element's area of operations. The OPFOR element has received an operation order (OPORD) or fragmentary order (FRAGO) to disrupt enemy movement. The enemy has the capability to defend with direct fire and antiarmor weapons.

**STANDARD:** The OPFOR element delays enemy movement. 1. Delays the element. 2. Forces the element to deviate from its route. 3. Prevents the element from reaching its destination. 4. Surprises the element's main body.

**TASK:** Counter Passage of Lines (5-OPFOR-0012)

**CONDITION:** Enemy forces are in defensive positions, but they are expected to attempt passage-of-lines operations. The opposing forces (OPFOR) received orders to disrupt enemy passage-of-lines operations.

**STANDARD:** The OPFOR element delays or prevents enemy passage of lines. 1. Delays the passage. 2. Prevents the company from moving all personnel through the stationary unit. 3. Engages the main body of either the moving or the stationary unit.

**TASK:** Disrupt Assembly Area (AA) Activities (5-OPFOR-0013)

**CONDITION:** Intelligence reports indicate that platoon- and company-size enemy units are operating in the opposing forces (OPFOR) area of operations. Enemy units can defend from AAs with direct fire, antiarmor weapons, and indirect fire. The enemy has close air support (CAS) and nuclear, biological, and chemical (NBC) capabilities.

**STANDARD:** The OPFOR element locates and disrupts the enemy's AA activities. 1. Locates the element's AA. 2. Probes the AA with squad- or team-size elements. 3. Inflicts more than 5 percent casualties on the element. 4. Disrupts the element's preparations (prevents or delays beyond the element's allotted time).

**TASK:** Attack (5-OPFOR-0001)

**CONDITION:** The opposing forces (OPFOR) element has located the enemy. The priority intelligence requirements (PIR) and other intelligence requirements have been obtained by OPFOR patrols. The OPFOR element has automatic and antiarmor weapons and light mortars.

**STANDARD:** The OPFOR element attempts to seize the terrain, vehicles, or equipment. 1. Develops an attack plan. 2. Surprises the enemy unit's main body. 3. Initiates the attack using a scheme of maneuver that exploits the enemy's flanks, gaps, and weaknesses. 4. Uses covered and concealed routes to approach the enemy forces' flanks, gaps, or weakly held areas. 5. Employs indirect fire to support the attack. 6. Penetrates enemy defenses. 7. Destroys equipment and supplies. 8. Inflicts heavy casualties. 9. Isolates the combat service support (CSS) base by blocking reinforcements. 10. Forces enemy units to displace. 11. Avoids being fixed in one position. 12. Withdraws before the CSS base is reinforced with tactical combat forces.

**TASK:** Conduct Sniper Operations (5-OPFOR-0006)

**CONDITION:** The opposing forces (OPFOR) element has assigned snipers (regular or irregular elements) in the enemy's rear area along the main supply route (MSR) and near support sites.

**STANDARD:** The OPFOR element kills or wounds targets. 1. Sets up a well-concealed location. 2. Engages vehicle drivers or personnel on foot with short bursts of semiautomatic fire. 3. Kills or wounds selected targets. 4. Prevents the position from being discovered by enemy forces. 5. Evacuates the area without being spotted. 6. Reports all specified priority intelligence requirements (PIR) and other intelligence requirements to the OPFOR headquarters (HQ).

**TASK:** Conduct Air Attacks (5-OPFOR-0002)

**CONDITION:** The opposing forces (OPFOR) element in the rear area has forwarded the positions of the enemy support sites or the locations of moving elements. The OPFOR aircraft have been dispatched to attack enemy installations or convoys.

**STANDARD:** The OPFOR element attempts to delay, disrupt, or damage the enemy targets by air. 1. Locates the target (support sites or convoys). 2. Makes attack runs on the designated targets. 3. Inflicts heavy damage to the selected target. 4. Sustains no loss of aircraft. 5. Delays moving the force for more than one hour.

**ELEMENTS:** Company Headquarters  
 Three Combat Mobility Platoons  
 Nine Combat Engineer Squads  
 Mobility Support Platoon  
 Three Mobility Sections

**TASK:** Conduct a Tactical Road March (07-3-1123.05-T01A)  
 (FM 7-10) (FM 7-8)

**ITERATION:** 1 2 3 4 5 M (Circle)

**COMMANDER/LEADER ASSESSMENT:** T P U (Circle)

**CONDITIONS:** The element is ordered to conduct a tactical road march. Digital units have performed functionality checks, and systems are operational. The enemy (no larger than a squad or platoon size) can assault mounted or dismounted and employ indirect fires or air support. Some iterations of this task should be performed in MOPP4.

**TASK STANDARDS:** The element crosses the start point (SP), follows the prescribed route without deviation (unless required otherwise by enemy action or at the direction of higher headquarters [HQ]), and crosses the release point (RP), all as specified in the order. Digital units send and receive reports using frequency-modulated (FM) or digital means. The time required to perform this task is increased when conducting it in mission-oriented protection posture (MOPP) 4.

TASK STEPS AND PERFORMANCE MEASURES	GO	NO-GO
<p>* 1. The element leader issues a warning order (WO) to subordinate leaders.</p> <ul style="list-style-type: none"> <li>a. Included enough information for subordinate elements to prepare for the mission.</li> <li>b. Gave the WO immediately after being alerted for the mission.</li> <li>c. Included movement instructions if the movement was to be initiated before the operation order (OPORD) was issued.</li> <li>d. Addressed items not covered in the unit's standing operating procedure (SOP).</li> <li>e. Specified the time and location to issue the OPORD.</li> </ul> <p>* 2. The element leader completes the plan and issues the march order.</p> <ul style="list-style-type: none"> <li>a. Provided a statement of the enemy situation, weather, and visibility conditions.</li> <li>b. Identified the route, the SP, the RP, critical points, and other control points.</li> <li>c. Provided the order of movement, the order of march, the march rate, and the distance to maintain between units.</li> <li>d. Established security tasks for subordinate elements, to include all-around security and air guard coverage for the entire element.</li> <li>e. Addressed contingencies for actions on enemy contact.</li> </ul> <p>NOTE: Plans must include the reaction to an enemy ambush; indirect fire; air attack; nuclear, biological, and chemical (NBC) attack; and sniper fires.</p> <ul style="list-style-type: none"> <li>f. Provided the soldiers with load guides.</li> <li>g. Ensured that subordinate leaders briefed their plans.</li> </ul> <p>3. The element conducts the necessary resupply of water, rations, ammunition, batteries, and special-issue items.</p> <ul style="list-style-type: none"> <li>a. Inspected personnel and vehicles for the proper load and equipment and their readiness to move.</li> <li>b. Completed a communications check using digital and FM radios to report the element's readiness to move.</li> </ul>		



TASK STEPS AND PERFORMANCE MEASURES	GO	NO-GO
<p>4. The element conducts the road movement.</p> <ul style="list-style-type: none"> <li>a. Crossed the SP at the designated time.</li> <li>b. Maintained personnel and vehicle intervals and the march rate specified in the order or the unit's SOP.</li> <li>c. Followed the prescribed route.</li> </ul> <p>5. The element maintains local security throughout the movement.</p> <ul style="list-style-type: none"> <li>a. Maintained all-around observation at all times, to include air guards.</li> <li>b. Oriented as directed, to establish local security.</li> </ul> <p>6. The unit reports and reacts to enemy contact using the Digital Reconnaissance System (DRS).</p> <ul style="list-style-type: none"> <li>a. Reported and reacted according to directions in the OPORD.</li> <li>b. Reported and reacted according to the unit's SOP.</li> </ul> <p>7. The unit halts.</p> <ul style="list-style-type: none"> <li>a. Conducted the halt at regular intervals according to the unit's SOP (as the tactical situation permitted) to rest the troops, adjust and redistribute the equipment, and perform foot hygiene.</li> <li>b. Positioned the element to provide all-around security.</li> <li>c. Reported all halts to the next higher HQ using the digital reporting procedures on the mobile subscriber radiotelephone terminal (MSRT).</li> <li>d. Positioned vehicles in a herringbone formation.</li> <li>e. Dismounted personnel to provide local security.</li> <li>f. Checked the condition of the personnel and equipment.</li> <li>g. Coordinated with the adjacent unit.</li> <li>h. Reported status to higher HQ using the digital reporting procedures on the MSRT.</li> </ul> <p>* 8. The leader controls the unit.</p> <ul style="list-style-type: none"> <li>a. Used visual, messenger, digital, or radio signals for control throughout the movement.</li> <li>b. Reported control measures as directed by the SOP or the order using the DRS.</li> <li>c. Used control measures from the order, modified as needed.</li> </ul> <p>9. The element arrives at the RP at the time specified in the order.</p> <ul style="list-style-type: none"> <li>a. Met the quartering-party guide, if one was designated.</li> <li>b. Passed through the RP without halting.</li> <li>c. Reported the crossing to higher HQ using the digital reporting procedures on the MSRT.</li> </ul>		

TASK PERFORMANCE / EVALUATION SUMMARY BLOCK							
ITERATION	1	2	3	4	5	M	TOTAL
TOTAL TASK STEPS EVALUATED							
TOTAL TASK STEPS "GO"							
TRAINING STATUS "GO"/"NO-GO"							

"\*" indicates a leader task step.

**SUPPORTING INDIVIDUAL TASKS**

<b>Task Number</b>	<b>Task Title</b>
052-191-1501	Perform Individual Camouflage
071-329-1000	Identify Topographic Symbols on a Military Map
071-329-1001	Identify Terrain Features on a Map
071-329-1002	Determine the Grid Coordinates of a Point on a Military Map
071-329-1003	Determine a Magnetic Azimuth Using a Lensatic Compass
071-329-1005	Determine a Location on the Ground by Terrain Association
071-329-1008	Measure Distance on a Map
071-329-1012	Orient a Map to the Ground by Map Terrain Association
071-329-1018	Determine Direction Without a Compass
071-331-0804	Perform Surveillance Without the Aid of Electronic Devices
071-331-0815	Practice Noise, Light, and Litter Discipline
113-571-1022	Perform Voice Communications
121-030-3534	Report Casualties
301-348-1050	Report Information of Potential Intelligence Value
551-721-1359	Drive Vehicle in a Convoy
551-721-1363	Drive Vehicle With or Without Trailer/Semitrailer in Blackout Conditions
551-721-1408	Implement Defensive Procedures when Under Enemy Attack or Ambush in a Truck Convoy

**SUPPORTING COLLECTIVE TASKS: NONE****OPFOR TASKS AND STANDARDS**

**TASK:** Surrender to the Capturing Unit on the Battlefield (5-OPFOR-0024)

**CONDITION:** The enemy has captured the opposing forces (OPFOR) element's soldiers, documents, and equipment sensitive to the OPFOR tactical operations.

**STANDARD:** The OPFOR soldiers retain or destroy documents and equipment. The OPFOR element surrenders documents and equipment of no tactical use to the enemy and attempts to conceal or destroy items of tactical value. The OPFOR element attempts escape and evasion. 1. Prevents the successful capture of documents and equipment. 2. Destroys documents and equipment. 3. Removes identifying markings from equipment. 4. Removes unit-identifying insignia. 5. Provides misleading information. 6. Plans an escape. 7. Delays movement to the nearest collection point. 8. Prevents safeguarding of enemy prisoners of war (EPWs) in order to cause embarrassment to the United States (US).

**TASK:** Disrupt Movement (5-OPFOR-0014)

**CONDITION:** The enemy is expected to move through the opposing forces (OPFOR) element's area of operations. The OPFOR element has received an operation order (OPORD) or fragmentary order (FRAGO) to disrupt enemy movement. The enemy has the capability to defend with direct fire and antiarmor weapons.

**STANDARD:** The OPFOR element delays enemy movement. 1. Delays the element. 2. Forces the element to deviate from its route. 3. Prevents the element from reaching its destination. 4. Surprises the element's main body.

**TASK:** Disrupt a Route Reconnaissance (5-OPFOR-0021)

**CONDITION:** The enemy is conducting a route reconnaissance. The opposing forces (OPFOR) element is positioned along the enemy's route.

**STANDARD:** The OPFOR element attempts to disrupt a squad/section conducting a route reconnaissance. 1. Prevents the unit from meeting its specified time schedule. 2. Forces the unit to deviate from its specified route. 3. Prevents the unit from reaching its assigned destination. 4. Surprises the squad/section. 5. Inflicts casualties on the unit.

**TASK:** Conduct a Raid (5-OPFOR-0004)

**CONDITION:** The opposing forces (OPFOR) element has occupied an objective rally point and has orders to conduct a raid on a combat service support (CSS) base.

**STANDARD:** The OPFOR element infiltrates the enemy's base and destroys all of the targets. 1. Surprises the enemy forces. 2. Assaults the support base and accomplishes the assigned tasks. 3. Destroys the specified equipment and supplies. 4. Avoids being decisively engaged. 5. Withdraws all personnel from the objective areas within the time prescribed. 6. Obtains all priority intelligence requirements (PIR) from the raid site. 7. Sustains only light casualties from enemy fire.

**TASK:** Conduct an Aerial Reconnaissance (5-OPFOR-0010)

**CONDITION:** The opposing forces (OPFOR) headquarters (HQ) element requires intelligence on the locations and identification of enemy elements. An aircraft is dispatched to take photographs and make a visual inspection of the enemy rear area.

**STANDARD:** The OPFOR element gathers photograph intelligence of the enemy. 1. Photographs the assigned sectors. 2. Makes quick visual checks where the ceiling is low. 3. Locates enemy positions in the area, particularly support and storage bases, and command and control (C2) facilities. 4. Sustains no loss of aircraft. 5. Reports priority intelligence requirements (PIR) and other information requirements to the OPFOR HQ.

**TASK:** Defeat Obstacles (5-OPFOR-0009)

**CONDITION:** The opposing forces (OPFOR) element encounters an obstacle that blocks the avenue of approach as it advances upon the enemy forces.

**STANDARD:** The OPFOR element bypasses or breaches the enemy obstacle. 1. Detects the obstacle before halting its main body. 2. Defeats the obstacle. a. Bypasses the obstacle without entering the engagement areas. b. Breaches the obstacle within 45 minutes and passes its entire force through the obstacle. 3. Does not incur degradation to the point that the mission must be discontinued.

**TASK:** Conduct an Attack (5-OPFOR-0008)

**CONDITION:** The enemy is conducting tactical operations. The opposing forces (OPFOR) element receives orders to attack the enemy, the area of occupation, or the main supply route (MSR) with smoke.

**STANDARD:** The OPFOR element disrupts the enemy's movement and smoke operations. 1. Determines the delivery method of the smoke attack. 2. Locates the target. 3. Delivers the smoke attack downwind. 4. Attacks the enemy with smoke, and surge attacks when the enemy responds to the smoke.

**TASK:** Disrupt Construction of Vehicle Fighting Positions (5-OPFOR-0020)

**CONDITION:** The opposing forces (OPFOR) element has located the enemy. The priority intelligence requirements (PIR) and other intelligence obtained by OPFOR patrols indicate the enemy is constructing vehicle fighting positions within its defensive area. The OPFOR element has automatic and antiarmor weapons and light mortars.

**STANDARD:** The OPFOR element attempts to disrupt the enemy's efforts to establish vehicle fighting positions. 1. Locates the defensive area. 2. Surprises the main body. 3. Penetrates the defensive area with squad-size probes. 4. Inflicts casualties on the unit. 5. Destroys vehicles. 6. Disrupts the unit's preparations (prevents or delays beyond the unit's allotted time).

**TASK:** Disrupt an Engineer Reconnaissance (5-OPFOR-0022)

**CONDITION:** The enemy is conducting an engineer reconnaissance. The opposing forces (OPFOR) element is positioned along the enemy's route.

**STANDARD:** The OPFOR element disrupts an engineer reconnaissance. 1. Prevents the unit from meeting its specified time schedule. 2. Forces the unit to deviate from its specified route. 3. Prevents the unit from accomplishing its assigned engineer reconnaissance. 4. Surprises the unit conducting the reconnaissance.

**TASK:** Conduct Terrorist and Saboteur Attacks (5-OPFOR-0005)

**CONDITION:** The opposing forces (OPFOR) element dispatches small teams into the enemy's rear area to disrupt combat service support (CSS) operations.

**STANDARD:** The enemy sustains disrupted command and control (C2), destroyed equipment and supplies, and light casualties. 1. Locates rear support bases and C2 facilities. 2. Delays and disrupts CSS operations through probes. 3. Infiltrates CSS bases to conduct sabotage and terrorist activities. 4. Inflicts light casualties. 5. Destroys supplies and equipment.

**TASK:** Defend a Minefield (5-OPFOR-0023)

**CONDITION:** The enemy is conducting a minefield sweeping operation. The opposing forces (OPFOR) element has a minefield placed in the enemy's path. The minefield is under constant observation and fire.

**STANDARD:** The OPFOR element defends a minefield against an enemy element conducting a minefield sweeping operation. 1. Prevents the unit from detecting the obstacle. 2. Disrupts the minefield sweeping operation. 3. Prevents the unit from conducting the minefield sweeping operation, prevents the unit from moving all personnel through the breach or delays the completion of the minefield sweeping operation for more than 45 minutes.

**TASK:** Maintain Contact (5-OPFOR-0003)

**CONDITION:** The opposing forces (OPFOR) element is engaged with enemy base defense forces. The enemy forces are withdrawing under pressure.

**STANDARD:** The OPFOR element maintains enemy contact while the enemy withdraws. 1. Engages the enemy forces decisively. 2. Advances the OPFOR as the enemy forces withdraw. 3. Inflicts heavy casualties. 4. Captures the members of the enemy force. 5. Captures documents and equipment. 6. Safeguards captured documents, equipment, and personnel.

**TASK:** Conduct an Ambush (5-OPFOR-0007)

**CONDITION:** The enemy is moving in a convoy. The opposing forces (OPFOR) element is positioned along the enemy's route.

**STANDARD:** The OPFOR element inflicts casualties on the enemy and causes vehicle and equipment damage. 1. Prepares an ambush site before the element arrives. 2. Surprises march element forces. 3. Inflicts heavy casualties within the designated kill zone. 4. Inflicts heavy damage to vehicles and equipment within the designated kill zone. 5. Delays the march element from reaching a specified destination for a specified period of time. 6. Withdraws on order. 7. Sustains no casualties. 8. Reports actions to superiors.

**TASK:** Disrupt a Net Control Station (NCS) (5-OPFOR-0019)

**CONDITION:** The enemy has established a NCS. The opposing forces (OPFOR) element has radio and jamming equipment.

**STANDARD:** The OPFOR element attempts to disrupt an NCS. 1. Attempts to locate the radio frequency that the unit is operating on. 2. Attempts to enter the radio net. 3. Attempts to issue "bogus" orders to a unit on the net. 4. Jams the radio frequency and forces the unit to go to an alternate frequency.

**TASK:** Disrupt Defensive Preparations (5-OPFOR-0018)

**CONDITION:** The opposing forces (OPFOR) element has located the enemy. Priority intelligence requirements (PIR) and other intelligence requirements obtained by OPFOR patrols indicate that the enemy elements are establishing defensive positions. The OPFOR element has automatic and antiarmor weapons and light mortars.

**STANDARD:** The OPFOR element disrupts and delays the enemy's defensive preparations. 1. Locates and penetrates the enemy's security system. 2. Forces the enemy to delay defensive preparations. 3. Disrupts the enemy's obstacle preparations.

**TASK:** Disrupt Enemy Movement and Operations Using Tactical Nuclear Weapons (5-OPFOR-0016)

**CONDITION:** The opposing forces (OPFOR) element has located the enemy. Priority intelligence requirements (PIR) and other intelligence requirements have been obtained by OPFOR patrols. Tactical nuclear weapons are employed against key locations in the rear area.

**STANDARD:** The OPFOR element disrupts enemy movement and operations. 1. Disrupts or delays the movement of the enemy's equipment and supplies to the forward areas. 2. Destroys enemy equipment and supplies. 3. Inflicts a high rate of nuclear casualties among the enemy forces. 4. Denies the enemy the use of specified areas. 5. Contaminates the enemy's equipment and supplies.

**TASK:** Disrupt Quartering Party Operations (5-OPFOR-0017)

**CONDITION:** The enemy is conducting quartering party operations. It has established an assembly area (AA) but has not moved in the main body.

**STANDARD:** The opposing forces (OPFOR) element attempts to disrupt quartering party operations and infiltrate the enemy's AA. 1. Locates the quartering party and the AA. 2. Surprises the main body. 3. Penetrates the AA with squad-size probes. 4. Inflicts personnel casualties and vehicle damage. 5. Disrupts the unit's preparations (prevents or delays beyond the unit's allotted time).

**TASK:** Disrupt Enemy Movement and Operations Using Persistent and Nonpersistent Chemical Weapons (5-OPFOR-0015)

**CONDITION:** The opposing forces (OPFOR) element has located the enemy. Priority intelligence requirements (PIR) and other intelligence requirements have been obtained by OPFOR patrols. The OPFOR units deliver chemical agents, by means of conventional artillery weapons or aircraft, along selected supply routes and key bases in the rear area.

**STANDARD:** The OPFOR element disrupts enemy movement and operations using persistent and nonpersistent chemical weapons. 1. Delivers chemical agents in low and densely wooded areas. 2. Delays the movement of enemy supplies and equipment to the forward areas. 3. Restricts the movement of the enemy units in the rear area. 4. Channels the movement of enemy units into predesignated ambush areas. 5. Contaminates enemy supplies and equipment. 6. Inflicts a high rate of casualties on enemy forces.

**TASK:** Disrupt Assembly Area (AA) Activities (5-OPFOR-0013)

**CONDITION:** Intelligence reports indicate that platoon- and company-size enemy units are operating in the opposing forces (OPFOR) area of operations. Enemy units can defend from AAs with direct fire, antiarmor weapons, and indirect fire. The enemy has close air support (CAS) and nuclear, biological, and chemical (NBC) capabilities.

**STANDARD:** The OPFOR element locates and disrupts the enemy's AA activities. 1. Locates the element's AA. 2. Probes the AA with squad- or team-size elements. 3. Inflicts more than 5 percent casualties on the element. 4. Disrupts the element's preparations (prevents or delays beyond the element's allotted time).

**TASK:** Counter Passage of Lines (5-OPFOR-0012)

**CONDITION:** Enemy forces are in defensive positions, but they are expected to attempt passage-of-lines operations. The opposing forces (OPFOR) received orders to disrupt enemy passage-of-lines operations.

**STANDARD:** The OPFOR element delays or prevents enemy passage of lines. 1. Delays the passage. 2. Prevents the company from moving all personnel through the stationary unit. 3. Engages the main body of either the moving or the stationary unit.

**TASK:** Attack (5-OPFOR-0001)

**CONDITION:** The opposing forces (OPFOR) element has located the enemy. The priority intelligence requirements (PIR) and other intelligence requirements have been obtained by OPFOR patrols. The OPFOR element has automatic and antiarmor weapons and light mortars.

**STANDARD:** The OPFOR element attempts to seize the terrain, vehicles, or equipment. 1. Develops an attack plan. 2. Surprises the enemy unit's main body. 3. Initiates the attack using a scheme of maneuver that exploits the enemy's flanks, gaps, and weaknesses. 4. Uses covered and concealed routes to approach the enemy forces' flanks, gaps, or weakly held areas. 5. Employs indirect fire to support the attack. 6. Penetrates enemy defenses. 7. Destroys equipment and supplies. 8. Inflicts heavy casualties. 9. Isolates the combat service support (CSS) base by blocking reinforcements. 10. Forces enemy units to displace. 11. Avoids being fixed in one position. 12. Withdraws before the CSS base is reinforced with tactical combat forces.

**TASK:** Conduct Sniper Operations (5-OPFOR-0006)

**CONDITION:** The opposing forces (OPFOR) element has assigned snipers (regular or irregular elements) in the enemy's rear area along the main supply route (MSR) and near support sites.

**STANDARD:** The OPFOR element kills or wounds targets. 1. Sets up a well-concealed location. 2. Engages vehicle drivers or personnel on foot with short bursts of semiautomatic fire. 3. Kills or wounds selected targets. 4. Prevents the position from being discovered by enemy forces. 5. Evacuates the area without being spotted. 6. Reports all specified priority intelligence requirements (PIR) and other intelligence requirements to the OPFOR headquarters (HQ).

**TASK:** Conduct Air Attacks (5-OPFOR-0002)

**CONDITION:** The opposing forces (OPFOR) element in the rear area has forwarded the positions of the enemy support sites or the locations of moving elements. The OPFOR aircraft have been dispatched to attack enemy installations or convoys.

**STANDARD:** The OPFOR element attempts to delay, disrupt, or damage the enemy targets by air. 1. Locates the target (support sites or convoys). 2. Makes attack runs on the designated targets. 3. Inflicts heavy damage to the selected target. 4. Sustains no loss of aircraft. 5. Delays moving the force for more than one hour.

**ELEMENTS:** Company Headquarters  
 Three Combat Mobility Platoons  
 Nine Combat Engineer Squads  
 Mobility Support Platoon  
 Three Mobility Sections

**TASK:** Conduct Actions at Danger Areas (07-3-1135.05-T01A)  
 (FM 7-8) (ARTEP 7-8-DRILL) (FM 7-7J)

**ITERATION:** 1 2 3 4 5 M (Circle)

**COMMANDER/LEADER ASSESSMENT:** T P U (Circle)

**CONDITIONS:** The platoon is part of a larger force moving dismounted and encounters a danger area that cannot be bypassed. The platoon must provide its own security. Rules of engagement (ROE) have been published. Some iterations of this task should be performed in MOPP4.

**TASK STANDARDS:** The platoon prevents the enemy from surprising the main body. The platoon moves all personnel and equipment across the danger area. The platoon prevents decisive engagement by the enemy. The United States (US) forces comply with the ROE. The time required to perform this task is increased when conducting it in mission-oriented protection posture (MOPP) 4.

TASK STEPS AND PERFORMANCE MEASURES	GO	NO-GO
<p>* 1. The platoon leader directs the platoon to take action on encountering a danger area.</p> <ul style="list-style-type: none"> <li>a. Ensured that the point man signaled "danger area" and it was relayed throughout the platoon.</li> <li>b. Halted the platoon and maintained local security.</li> <li>c. Moved forward to the point man and confirmed the danger area.</li> </ul> <p>* 2. The platoon leader directs the lead squad to reconnoiter the danger area and makes an estimate based on information received.</p> <ul style="list-style-type: none"> <li>a. Directed the route for the platoon, if the danger area could be bypassed.</li> <li>b. Controlled the crossing of the danger area with minimum time spent in or near the danger area.               <ul style="list-style-type: none"> <li>(1) Informed all squad leaders of the situation.</li> <li>(2) Designated the near- and farside rally points.</li> <li>(3) Directed the positioning of the nearside security team.</li> <li>(4) Selected a crossing point that provided cover and concealment.</li> <li>(5) Assigned the farside security team.</li> </ul> </li> </ul> <p>* 3. The platoon leader selects the farside clearing method based on observable terrain. The secured area must be large enough to allow full deployment of the remainder of the platoon.</p> <p>4. The nearside security team provides security.</p> <ul style="list-style-type: none"> <li>a. Observed to the flanks.</li> <li>b. Overwatched the crossing of the farside security team.</li> <li>c. Warned of enemy approach before the main body was engaged.</li> </ul> <p>5. The farside team reconnoiters the farside.</p> <ul style="list-style-type: none"> <li>a. Crossed the danger area once the nearside security team was in place.</li> <li>b. Reconnoiters the farside and ensured that any terrain (small hills, folds, streambeds) that might have concealed enemy positions was clear of the enemy.</li> </ul>		



TASK STEPS AND PERFORMANCE MEASURES	GO	NO-GO
c. Established an observation post (OP) forward of the cleared area. d. Signaled to the squad leader that the area was clear; the message was relayed to the platoon leader.  6. The platoon crosses the danger area. a. Used the method designated by the platoon leader: line (all at once), wedge (file), small groups, or individually. b. Used nearside security to overwatch the platoon's crossing. c. Crossed the danger area quickly and quietly. d. If contact was made, executed Battle Drill 2, React to Contact (Army Training and Evaluation Program [ARTEP] 7-8-DRILL). e. Established local security once across the danger area. f. Completed the crossing with the nearside security team crossing the danger area and regaining its positions in the formation.  7. The platoon continues the mission. a. Accounted for all members. b. Resumed tactical movement. c. Maintained the proper formation and personnel intervals.		

TASK PERFORMANCE / EVALUATION SUMMARY BLOCK							
ITERATION	1	2	3	4	5	M	TOTAL
TOTAL TASK STEPS EVALUATED							
TOTAL TASK STEPS "GO"							
TRAINING STATUS "GO"/"NO-GO"							

"" indicates a leader task step.

**SUPPORTING INDIVIDUAL TASKS: NONE**

**SUPPORTING COLLECTIVE TASKS: NONE**

#### OPFOR TASKS AND STANDARDS

**TASK:** Defend a Danger Area (07-OPFOR-1135)

**CONDITION:** The enemy is crossing an open area, road or trail, minefield, stream, or wire obstacle or he is passing a friendly position or village. The danger area is observed and covered by friendly fires.

**STANDARD:** The unit detects the crossing/passing decisively engages the enemy while he is in the danger area. The unit destroys or forces the enemy to withdraw. NOTE: During training exercises, the commander/leader can select the size of the OPFOR element his unit will face based on his unit's tactical proficiency.

**TASK:** Surrender to the Capturing Unit on the Battlefield (5-OPFOR-0024)

**CONDITION:** The enemy has captured the opposing forces (OPFOR) element's soldiers, documents, and equipment sensitive to the OPFOR tactical operations.

**STANDARD:** The OPFOR soldiers retain or destroy documents and equipment. The OPFOR element surrenders documents and equipment of no tactical use to the enemy and attempts to conceal or destroy items of tactical value. The OPFOR element attempts escape and evasion. 1. Prevents the successful capture of documents and equipment. 2. Destroys documents and equipment. 3. Removes identifying markings from equipment. 4. Removes unit-identifying insignia. 5. Provides misleading information. 6. Plans an escape. 7. Delays movement to the nearest collection point. 8. Prevents safeguarding of enemy prisoners of war (EPWs) in order to cause embarrassment to the United States (US).

**TASK:** Disrupt a Route Reconnaissance (5-OPFOR-0021)

**CONDITION:** The enemy is conducting a route reconnaissance. The opposing forces (OPFOR) element is positioned along the enemy's route.

**STANDARD:** The OPFOR element attempts to disrupt a squad/section conducting a route reconnaissance. 1. Prevents the unit from meeting its specified time schedule. 2. Forces the unit to deviate from its specified route. 3. Prevents the unit from reaching its assigned destination. 4. Surprises the squad/section. 5. Inflicts casualties on the unit.

**TASK:** Conduct a Raid (5-OPFOR-0004)

**CONDITION:** The opposing forces (OPFOR) element has occupied an objective rally point and has orders to conduct a raid on a combat service support (CSS) base.

**STANDARD:** The OPFOR element infiltrates the enemy's base and destroys all of the targets. 1. Surprises the enemy forces. 2. Assaults the support base and accomplishes the assigned tasks. 3. Destroys the specified equipment and supplies. 4. Avoids being decisively engaged. 5. Withdraws all personnel from the objective areas within the time prescribed. 6. Obtains all priority intelligence requirements (PIR) from the raid site. 7. Sustains only light casualties from enemy fire.

**TASK:** Conduct an Aerial Reconnaissance (5-OPFOR-0010)

**CONDITION:** The opposing forces (OPFOR) headquarters (HQ) element requires intelligence on the locations and identification of enemy elements. An aircraft is dispatched to take photographs and make a visual inspection of the enemy rear area.

**STANDARD:** The OPFOR element gathers photograph intelligence of the enemy. 1. Photographs the assigned sectors. 2. Makes quick visual checks where the ceiling is low. 3. Locates enemy positions in the area, particularly support and storage bases, and command and control (C2) facilities. 4. Sustains no loss of aircraft. 5. Reports priority intelligence requirements (PIR) and other information requirements to the OPFOR HQ.

**TASK:** Defeat Obstacles (5-OPFOR-0009)

**CONDITION:** The opposing forces (OPFOR) element encounters an obstacle that blocks the avenue of approach as it advances upon the enemy forces.

**STANDARD:** The OPFOR element bypasses or breaches the enemy obstacle. 1. Detects the obstacle before halting its main body. 2. Defeats the obstacle. a. Bypasses the obstacle without entering the engagement areas. b. Breaches the obstacle within 45 minutes and passes its entire force through the obstacle. 3. Does not incur degradation to the point that the mission must be discontinued.

**TASK:** Conduct an Attack (5-OPFOR-0008)

**CONDITION:** The enemy is conducting tactical operations. The opposing forces (OPFOR) element receives orders to attack the enemy, the area of occupation, or the main supply route (MSR) with smoke.

**STANDARD:** The OPFOR element disrupts the enemy's movement and smoke operations. 1. Determines the delivery method of the smoke attack. 2. Locates the target. 3. Delivers the smoke attack downwind. 4. Attacks the enemy with smoke, and surge attacks when the enemy responds to the smoke.

**TASK:** Disrupt Construction of Vehicle Fighting Positions (5-OPFOR-0020)

**CONDITION:** The opposing forces (OPFOR) element has located the enemy. The priority intelligence requirements (PIR) and other intelligence obtained by OPFOR patrols indicate the enemy is constructing vehicle fighting positions within its defensive area. The OPFOR element has automatic and antiarmor weapons and light mortars.

**STANDARD:** The OPFOR element attempts to disrupt the enemy's efforts to establish vehicle fighting positions. 1. Locates the defensive area. 2. Surprises the main body. 3. Penetrates the defensive area with squad-size probes. 4. Inflicts casualties on the unit. 5. Destroys vehicles. 6. Disrupts the unit's preparations (prevents or delays beyond the unit's allotted time).

**TASK:** Disrupt an Engineer Reconnaissance (5-OPFOR-0022)

**CONDITION:** The enemy is conducting an engineer reconnaissance. The opposing forces (OPFOR) element is positioned along the enemy's route.

**STANDARD:** The OPFOR element disrupts an engineer reconnaissance. 1. Prevents the unit from meeting its specified time schedule. 2. Forces the unit to deviate from its specified route. 3. Prevents the unit from accomplishing its assigned engineer reconnaissance. 4. Surprises the unit conducting the reconnaissance.

**TASK:** Conduct Terrorist and Saboteur Attacks (5-OPFOR-0005)

**CONDITION:** The opposing forces (OPFOR) element dispatches small teams into the enemy's rear area to disrupt combat service support (CSS) operations.

**STANDARD:** The enemy sustains disrupted command and control (C2), destroyed equipment and supplies, and light casualties. 1. Locates rear support bases and C2 facilities. 2. Delays and disrupts CSS operations through probes. 3. Infiltrates CSS bases to conduct sabotage and terrorist activities. 4. Inflicts light casualties. 5. Destroys supplies and equipment.

**TASK:** Defend a Minefield (5-OPFOR-0023)

**CONDITION:** The enemy is conducting a minefield sweeping operation. The opposing forces (OPFOR) element has a minefield placed in the enemy's path. The minefield is under constant observation and fire.

**STANDARD:** The OPFOR element defends a minefield against an enemy element conducting a minefield sweeping operation. 1. Prevents the unit from detecting the obstacle. 2. Disrupts the minefield sweeping operation. 3. Prevents the unit from conducting the minefield sweeping operation, prevents the unit from moving all personnel through the breach or delays the completion of the minefield sweeping operation for more than 45 minutes.

**TASK:** Maintain Contact (5-OPFOR-0003)

**CONDITION:** The opposing forces (OPFOR) element is engaged with enemy base defense forces. The enemy forces are withdrawing under pressure.

**STANDARD:** The OPFOR element maintains enemy contact while the enemy withdraws. 1. Engages the enemy forces decisively. 2. Advances the OPFOR as the enemy forces withdraw. 3. Inflicts heavy casualties. 4. Captures the members of the enemy force. 5. Captures documents and equipment. 6. Safeguards captured documents, equipment, and personnel.

**TASK:** Conduct an Ambush (5-OPFOR-0007)

**CONDITION:** The enemy is moving in a convoy. The opposing forces (OPFOR) element is positioned along the enemy's route.

**STANDARD:** The OPFOR element inflicts casualties on the enemy and causes vehicle and equipment damage. 1. Prepares an ambush site before the element arrives. 2. Surprises march element forces. 3. Inflicts heavy casualties within the designated kill zone. 4. Inflicts heavy damage to vehicles and equipment within the designated kill zone. 5. Delays the march element from reaching a specified destination for a specified period of time. 6. Withdraws on order. 7. Sustains no casualties. 8. Reports actions to superiors.

**TASK:** Disrupt a Net Control Station (NCS) (5-OPFOR-0019)

**CONDITION:** The enemy has established a NCS. The opposing forces (OPFOR) element has radio and jamming equipment.

**STANDARD:** The OPFOR element attempts to disrupt an NCS. 1. Attempts to locate the radio frequency that the unit is operating on. 2. Attempts to enter the radio net. 3. Attempts to issue "bogus" orders to a unit on the net. 4. Jams the radio frequency and forces the unit to go to an alternate frequency.

**TASK:** Disrupt Defensive Preparations (5-OPFOR-0018)

**CONDITION:** The opposing forces (OPFOR) element has located the enemy. Priority intelligence requirements (PIR) and other intelligence requirements obtained by OPFOR patrols indicate that the enemy elements are establishing defensive positions. The OPFOR element has automatic and antiarmor weapons and light mortars.

**STANDARD:** The OPFOR element disrupts and delays the enemy's defensive preparations. 1. Locates and penetrates the enemy's security system. 2. Forces the enemy to delay defensive preparations. 3. Disrupts the enemy's obstacle preparations.

**TASK:** Disrupt Enemy Movement and Operations Using Tactical Nuclear Weapons (5-OPFOR-0016)

**CONDITION:** The opposing forces (OPFOR) element has located the enemy. Priority intelligence requirements (PIR) and other intelligence requirements have been obtained by OPFOR patrols. Tactical nuclear weapons are employed against key locations in the rear area.

**STANDARD:** The OPFOR element disrupts enemy movement and operations. 1. Disrupts or delays the movement of the enemy's equipment and supplies to the forward areas. 2. Destroys enemy equipment and supplies. 3. Inflicts a high rate of nuclear casualties among the enemy forces. 4. Denies the enemy the use of specified areas. 5. Contaminates the enemy's equipment and supplies.

**TASK:** Disrupt Quartering Party Operations (5-OPFOR-0017)

**CONDITION:** The enemy is conducting quartering party operations. It has established an assembly area (AA) but has not moved in the main body.

**STANDARD:** The opposing forces (OPFOR) element attempts to disrupt quartering party operations and infiltrate the enemy's AA. 1. Locates the quartering party and the AA. 2. Surprises the main body. 3. Penetrates the AA with squad-size probes. 4. Inflicts personnel casualties and vehicle damage. 5. Disrupts the unit's preparations (prevents or delays beyond the unit's allotted time).

**TASK:** Disrupt Enemy Movement and Operations Using Persistent and Nonpersistent Chemical Weapons (5-OPFOR-0015)

**CONDITION:** The opposing forces (OPFOR) element has located the enemy. Priority intelligence requirements (PIR) and other intelligence requirements have been obtained by OPFOR patrols. The OPFOR units deliver chemical agents, by means of conventional artillery weapons or aircraft, along selected supply routes and key bases in the rear area.

**STANDARD:** The OPFOR element disrupts enemy movement and operations using persistent and nonpersistent chemical weapons. 1. Delivers chemical agents in low and densely wooded areas. 2. Delays the movement of enemy supplies and equipment to the forward areas. 3. Restricts the movement of the enemy units in the rear area. 4. Channels the movement of enemy units into predesignated ambush areas. 5. Contaminates enemy supplies and equipment. 6. Inflicts a high rate of casualties on enemy forces.

**TASK:** Disrupt Assembly Area (AA) Activities (5-OPFOR-0013)

**CONDITION:** Intelligence reports indicate that platoon- and company-size enemy units are operating in the opposing forces (OPFOR) area of operations. Enemy units can defend from AAs with direct fire, antiarmor weapons, and indirect fire. The enemy has close air support (CAS) and nuclear, biological, and chemical (NBC) capabilities.

**STANDARD:** The OPFOR element locates and disrupts the enemy's AA activities. 1. Locates the element's AA. 2. Probes the AA with squad- or team-size elements. 3. Inflicts more than 5 percent casualties on the element. 4. Disrupts the element's preparations (prevents or delays beyond the element's allotted time).

**TASK:** Disrupt Movement (5-OPFOR-0014)

**CONDITION:** The enemy is expected to move through the opposing forces (OPFOR) element's area of operations. The OPFOR element has received an operation order (OPORD) or fragmentary order (FRAGO) to disrupt enemy movement. The enemy has the capability to defend with direct fire and antiarmor weapons.

**STANDARD:** The OPFOR element delays enemy movement. 1. Delays the element. 2. Forces the element to deviate from its route. 3. Prevents the element from reaching its destination. 4. Surprises the element's main body.

**TASK:** Counter Passage of Lines (5-OPFOR-0012)

**CONDITION:** Enemy forces are in defensive positions, but they are expected to attempt passage-of-lines operations. The opposing forces (OPFOR) received orders to disrupt enemy passage-of-lines operations.

**STANDARD:** The OPFOR element delays or prevents enemy passage of lines. 1. Delays the passage. 2. Prevents the company from moving all personnel through the stationary unit. 3. Engages the main body of either the moving or the stationary unit.

**TASK:** Attack (5-OPFOR-0001)

**CONDITION:** The opposing forces (OPFOR) element has located the enemy. The priority intelligence requirements (PIR) and other intelligence requirements have been obtained by OPFOR patrols. The OPFOR element has automatic and antiarmor weapons and light mortars.

**STANDARD:** The OPFOR element attempts to seize the terrain, vehicles, or equipment. 1. Develops an attack plan. 2. Surprises the enemy unit's main body. 3. Initiates the attack using a scheme of maneuver that exploits the enemy's flanks, gaps, and weaknesses. 4. Uses covered and concealed routes to approach the enemy forces' flanks, gaps, or weakly held areas. 5. Employs indirect fire to support the attack. 6. Penetrates enemy defenses. 7. Destroys equipment and supplies. 8. Inflicts heavy casualties. 9. Isolates the combat service support (CSS) base by blocking reinforcements. 10. Forces enemy units to displace. 11. Avoids being fixed in one position. 12. Withdraws before the CSS base is reinforced with tactical combat forces.

**TASK:** Conduct Air Attacks (5-OPFOR-0002)

**CONDITION:** The opposing forces (OPFOR) element in the rear area has forwarded the positions of the enemy support sites or the locations of moving elements. The OPFOR aircraft have been dispatched to attack enemy installations or convoys.

**STANDARD:** The OPFOR element attempts to delay, disrupt, or damage the enemy targets by air. 1. Locates the target (support sites or convoys). 2. Makes attack runs on the designated targets. 3. Inflicts heavy damage to the selected target. 4. Sustains no loss of aircraft. 5. Delays moving the force for more than one hour.

**TASK:** Conduct Sniper Operations (5-OPFOR-0006)

**CONDITION:** The opposing forces (OPFOR) element has assigned snipers (regular or irregular elements) in the enemy's rear area along the main supply route (MSR) and near support sites.

**STANDARD:** The OPFOR element kills or wounds targets. 1. Sets up a well-concealed location. 2. Engages vehicle drivers or personnel on foot with short bursts of semiautomatic fire. 3. Kills or wounds selected targets. 4. Prevents the position from being discovered by enemy forces. 5. Evacuates the area without being spotted. 6. Reports all specified priority intelligence requirements (PIR) and other intelligence requirements to the OPFOR headquarters (HQ).

**ELEMENTS:** Company Headquarters  
 Three Combat Mobility Platoons  
 Nine Combat Engineer Squads  
 Mobility Support Platoon  
 Three Mobility Sections

**TASK:** Defend a Battle Position (07-3-4129.05-T01A)  
 (FM 7-7) (FM 7-10) (FM 7-7J)  
 (FM 7-8)

**ITERATION:** 1 2 3 4 5 M (Circle)

**COMMANDER/LEADER ASSESSMENT:** T P U (Circle)

**CONDITIONS:** The element is occupying prepared defensive positions. Intelligence reports indicate that small opposing forces (OPFOR) elements have been sighted in the operational area. The OPFOR patrols have increased in the sector. The OPFOR attacks the platoon. Some iterations of this task should be performed in MOPP4.

**TASK STANDARDS:** The elements in the main defensive positions are not surprised by the OPFOR. The platoon denies enemy penetration of the defensive positions and engages attacking units, forcing enemy withdrawal. The time required to perform this task is increased when conducting it in mission-oriented protection posture (MOPP) 4.

TASK STEPS AND PERFORMANCE MEASURES	GO	NO-GO
1. The observation posts (OPs) detect and correctly identify the enemy. a. Reported enemy activity before the main body was engaged. b. Reported using the size, activity, location, unit, time, and equipment (SALUTE) format. 2. Unit personnel are alerted and occupy fighting positions. a. Actuated the alert plan according to the unit's standing operating procedure (SOP). b. Occupied the fighting positions within 1 minute of the initial warning. 3. The unit reports enemy contact. a. Reported enemy contact using the SALUTE format to the company headquarters (HQ) within 1 minute of contact using the FM radio. b. Rendered additional situation reports (SITREPs) as the situation changed. 4. The OPs return to the unit's position. a. Used covered and concealed routes back to the defensive position. b. Did not become decisively engaged. * 5. The element leader requests indirect fire and/or close air support, if available and applicable. a. Initiated the call-for-fire procedure within 1 minute of target acquisition. b. Adjusted the fire (if required) within 30 seconds of round impact. 6. The unit reacts to the enemy. a. Executed the obstacle plan according to the operation order (OPORD) or the fragmentary order (FRAGO); for example, detonated demolitions, detonated claymore mines on order, or triggered lines. b. Fired organic weapons as the enemy came into range or as ordered to do so.		

TASK STEPS AND PERFORMANCE MEASURES	GO	NO-GO
<ul style="list-style-type: none"> <li>c. Controlled the distribution and the rate of fire to ensure that a continuous volume of effective fire was placed on the enemy.</li> <li>d. Repositioned vehicles, squads, and individuals to alternate and supplementary positions using covered and concealed routes, as needed.</li> <li>e. Initiated final protective fires (FPF), if required.</li> <li>f. Directed counterattacks of reserves to eject enemy penetrations, if required.</li> <li>g. Defended the position until the enemy was repelled or when orders to disengage were received from higher HQ.</li> <li>h. Sustained no friendly casualties due to friendly fire.</li> </ul> <p>7. The unit reacts to the indirect fire.</p> <ul style="list-style-type: none"> <li>a. Initiated the alert by any member yelling INCOMING and alerted subordinate elements by other available communications means.</li> <li>b. Sought protection under the overhead cover of the fighting positions. If personnel were in the open, they moved to fighting positions or out of the area.</li> <li>c. Moved vehicles out of the impact area to alternate positions, if applicable.</li> </ul> <p>* 8. Leaders reorganize the element.</p> <ul style="list-style-type: none"> <li>a. Reestablished the chain of command.</li> <li>b. Submitted the SITREP to the company commander.</li> <li>c. Cross-leveled the unit to fill critical positions caused by casualties.</li> <li>d. Redistributed the ammunition.</li> <li>e. Reestablished operations, key weapons, and positions immediately.</li> <li>f. Treated and evacuated casualties as necessary and reviewed all first aid common tasks.</li> <li>g. Submitted casualty reports.</li> <li>h. Updated the personnel roster.</li> <li>i. Processed enemy prisoners of war (EPWs) and captured materials.</li> </ul> <p>* 9. Leaders consolidate the element.</p> <ul style="list-style-type: none"> <li>a. Repositioned the operations.</li> <li>b. Reestablished communication with the elements.</li> <li>c. Repositioned the personnel.</li> <li>d. Reassigned the sectors of fire to cover all gaps.</li> <li>e. Implemented the sleep and alert plans.</li> </ul> <p>10. The unit continues the mission.</p> <ul style="list-style-type: none"> <li>a. Continued on orders from the company commander.</li> <li>b. Continued as soon as the tactical situation permitted.</li> </ul>		

TASK PERFORMANCE / EVALUATION SUMMARY BLOCK							
ITERATION	1	2	3	4	5	M	TOTAL
TOTAL TASK STEPS EVALUATED							
TOTAL TASK STEPS "GO"							
TRAINING STATUS "GO"/"NO-GO"							

"\*" indicates a leader task step.

**SUPPORTING INDIVIDUAL TASKS: NONE**



**SUPPORTING COLLECTIVE TASKS: NONE****OPFOR TASKS AND STANDARDS**

**TASK:** Surrender to the Capturing Unit on the Battlefield (5-OPFOR-0024)

**CONDITION:** The enemy has captured the opposing forces (OPFOR) element's soldiers, documents, and equipment sensitive to the OPFOR tactical operations.

**STANDARD:** The OPFOR soldiers retain or destroy documents and equipment. The OPFOR element surrenders documents and equipment of no tactical use to the enemy and attempts to conceal or destroy items of tactical value. The OPFOR element attempts escape and evasion. 1. Prevents the successful capture of documents and equipment. 2. Destroys documents and equipment. 3. Removes identifying markings from equipment. 4. Removes unit-identifying insignia. 5. Provides misleading information. 6. Plans an escape. 7. Delays movement to the nearest collection point. 8. Prevents safeguarding of enemy prisoners of war (EPWs) in order to cause embarrassment to the United States (US).

**TASK:** Disrupt a Route Reconnaissance (5-OPFOR-0021)

**CONDITION:** The enemy is conducting a route reconnaissance. The opposing forces (OPFOR) element is positioned along the enemy's route.

**STANDARD:** The OPFOR element attempts to disrupt a squad/section conducting a route reconnaissance. 1. Prevents the unit from meeting its specified time schedule. 2. Forces the unit to deviate from its specified route. 3. Prevents the unit from reaching its assigned destination. 4. Surprises the squad/section. 5. Inflicts casualties on the unit.

**TASK:** Conduct a Raid (5-OPFOR-0004)

**CONDITION:** The opposing forces (OPFOR) element has occupied an objective rally point and has orders to conduct a raid on a combat service support (CSS) base.

**STANDARD:** The OPFOR element infiltrates the enemy's base and destroys all of the targets. 1. Surprises the enemy forces. 2. Assaults the support base and accomplishes the assigned tasks. 3. Destroys the specified equipment and supplies. 4. Avoids being decisively engaged. 5. Withdraws all personnel from the objective areas within the time prescribed. 6. Obtains all priority intelligence requirements (PIR) from the raid site. 7. Sustains only light casualties from enemy fire.

**TASK:** Conduct an Aerial Reconnaissance (5-OPFOR-0010)

**CONDITION:** The opposing forces (OPFOR) headquarters (HQ) element requires intelligence on the locations and identification of enemy elements. An aircraft is dispatched to take photographs and make a visual inspection of the enemy rear area.

**STANDARD:** The OPFOR element gathers photograph intelligence of the enemy. 1. Photographs the assigned sectors. 2. Makes quick visual checks where the ceiling is low. 3. Locates enemy positions in the area, particularly support and storage bases, and command and control (C2) facilities. 4. Sustains no loss of aircraft. 5. Reports priority intelligence requirements (PIR) and other information requirements to the OPFOR HQ.

**TASK:** Defeat Obstacles (5-OPFOR-0009)

**CONDITION:** The opposing forces (OPFOR) element encounters an obstacle that blocks the avenue of approach as it advances upon the enemy forces.

**STANDARD:** The OPFOR element bypasses or breaches the enemy obstacle. 1. Detects the obstacle before halting its main body. 2. Defeats the obstacle. a. Bypasses the obstacle without entering the engagement areas. b. Breaches the obstacle within 45 minutes and passes its entire force through the obstacle. 3. Does not incur degradation to the point that the mission must be discontinued.

**TASK:** Conduct an Attack (5-OPFOR-0008)

**CONDITION:** The enemy is conducting tactical operations. The opposing forces (OPFOR) element receives orders to attack the enemy, the area of occupation, or the main supply route (MSR) with smoke.

**STANDARD:** The OPFOR element disrupts the enemy's movement and smoke operations. 1. Determines the delivery method of the smoke attack. 2. Locates the target. 3. Delivers the smoke attack downwind. 4. Attacks the enemy with smoke, and surge attacks when the enemy responds to the smoke.

**TASK:** Disrupt Construction of Vehicle Fighting Positions (5-OPFOR-0020)

**CONDITION:** The opposing forces (OPFOR) element has located the enemy. The priority intelligence requirements (PIR) and other intelligence obtained by OPFOR patrols indicate the enemy is constructing vehicle fighting positions within its defensive area. The OPFOR element has automatic and antiarmor weapons and light mortars.

**STANDARD:** The OPFOR element attempts to disrupt the enemy's efforts to establish vehicle fighting positions. 1. Locates the defensive area. 2. Surprises the main body. 3. Penetrates the defensive area with squad-size probes. 4. Inflicts casualties on the unit. 5. Destroys vehicles. 6. Disrupts the unit's preparations (prevents or delays beyond the unit's allotted time).

**TASK:** Disrupt an Engineer Reconnaissance (5-OPFOR-0022)

**CONDITION:** The enemy is conducting an engineer reconnaissance. The opposing forces (OPFOR) element is positioned along the enemy's route.

**STANDARD:** The OPFOR element disrupts an engineer reconnaissance. 1. Prevents the unit from meeting its specified time schedule. 2. Forces the unit to deviate from its specified route. 3. Prevents the unit from accomplishing its assigned engineer reconnaissance. 4. Surprises the unit conducting the reconnaissance.

**TASK:** Conduct Terrorist and Saboteur Attacks (5-OPFOR-0005)

**CONDITION:** The opposing forces (OPFOR) element dispatches small teams into the enemy's rear area to disrupt combat service support (CSS) operations.

**STANDARD:** The enemy sustains disrupted command and control (C2), destroyed equipment and supplies, and light casualties. 1. Locates rear support bases and C2 facilities. 2. Delays and disrupts CSS operations through probes. 3. Infiltrates CSS bases to conduct sabotage and terrorist activities. 4. Inflicts light casualties. 5. Destroys supplies and equipment.

**TASK:** Defend a Minefield (5-OPFOR-0023)

**CONDITION:** The enemy is conducting a minefield sweeping operation. The opposing forces (OPFOR) element has a minefield placed in the enemy's path. The minefield is under constant observation and fire.

**STANDARD:** The OPFOR element defends a minefield against an enemy element conducting a minefield sweeping operation. 1. Prevents the unit from detecting the obstacle. 2. Disrupts the minefield sweeping operation. 3. Prevents the unit from conducting the minefield sweeping operation, prevents the unit from moving all personnel through the breach or delays the completion of the minefield sweeping operation for more than 45 minutes.

**TASK:** Maintain Contact (5-OPFOR-0003)

**CONDITION:** The opposing forces (OPFOR) element is engaged with enemy base defense forces. The enemy forces are withdrawing under pressure.

**STANDARD:** The OPFOR element maintains enemy contact while the enemy withdraws. 1. Engages the enemy forces decisively. 2. Advances the OPFOR as the enemy forces withdraw. 3. Inflicts heavy casualties. 4. Captures the members of the enemy force. 5. Captures documents and equipment. 6. Safeguards captured documents, equipment, and personnel.

**TASK:** Conduct an Ambush (5-OPFOR-0007)

**CONDITION:** The enemy is moving in a convoy. The opposing forces (OPFOR) element is positioned along the enemy's route.

**STANDARD:** The OPFOR element inflicts casualties on the enemy and causes vehicle and equipment damage. 1. Prepares an ambush site before the element arrives. 2. Surprises march element forces. 3. Inflicts heavy casualties within the designated kill zone. 4. Inflicts heavy damage to vehicles and equipment within the designated kill zone. 5. Delays the march element from reaching a specified destination for a specified period of time. 6. Withdraws on order. 7. Sustains no casualties. 8. Reports actions to superiors.

**TASK:** Disrupt a Net Control Station (NCS) (5-OPFOR-0019)

**CONDITION:** The enemy has established a NCS. The opposing forces (OPFOR) element has radio and jamming equipment.

**STANDARD:** The OPFOR element attempts to disrupt an NCS. 1. Attempts to locate the radio frequency that the unit is operating on. 2. Attempts to enter the radio net. 3. Attempts to issue "bogus" orders to a unit on the net. 4. Jams the radio frequency and forces the unit to go to an alternate frequency.

**TASK:** Disrupt Defensive Preparations (5-OPFOR-0018)

**CONDITION:** The opposing forces (OPFOR) element has located the enemy. Priority intelligence requirements (PIR) and other intelligence requirements obtained by OPFOR patrols indicate that the enemy elements are establishing defensive positions. The OPFOR element has automatic and antiarmor weapons and light mortars.

**STANDARD:** The OPFOR element disrupts and delays the enemy's defensive preparations. 1. Locates and penetrates the enemy's security system. 2. Forces the enemy to delay defensive preparations. 3. Disrupts the enemy's obstacle preparations.

**TASK:** Disrupt Enemy Movement and Operations Using Tactical Nuclear Weapons (5-OPFOR-0016)

**CONDITION:** The opposing forces (OPFOR) element has located the enemy. Priority intelligence requirements (PIR) and other intelligence requirements have been obtained by OPFOR patrols. Tactical nuclear weapons are employed against key locations in the rear area.

**STANDARD:** The OPFOR element disrupts enemy movement and operations. 1. Disrupts or delays the movement of the enemy's equipment and supplies to the forward areas. 2. Destroys enemy equipment and supplies. 3. Inflicts a high rate of nuclear casualties among the enemy forces. 4. Denies the enemy the use of specified areas. 5. Contaminates the enemy's equipment and supplies.

**TASK:** Disrupt Quartering Party Operations (5-OPFOR-0017)

**CONDITION:** The enemy is conducting quartering party operations. It has established an assembly area (AA) but has not moved in the main body.

**STANDARD:** The opposing forces (OPFOR) element attempts to disrupt quartering party operations and infiltrate the enemy's AA. 1. Locates the quartering party and the AA. 2. Surprises the main body. 3. Penetrates the AA with squad-size probes. 4. Inflicts personnel casualties and vehicle damage. 5. Disrupts the unit's preparations (prevents or delays beyond the unit's allotted time).

**TASK:** Disrupt Enemy Movement and Operations Using Persistent and Nonpersistent Chemical Weapons (5-OPFOR-0015)

**CONDITION:** The opposing forces (OPFOR) element has located the enemy. Priority intelligence requirements (PIR) and other intelligence requirements have been obtained by OPFOR patrols. The OPFOR units deliver chemical agents, by means of conventional artillery weapons or aircraft, along selected supply routes and key bases in the rear area.

**STANDARD:** The OPFOR element disrupts enemy movement and operations using persistent and nonpersistent chemical weapons. 1. Delivers chemical agents in low and densely wooded areas. 2. Delays the movement of enemy supplies and equipment to the forward areas. 3. Restricts the movement of the enemy units in the rear area. 4. Channels the movement of enemy units into predesignated ambush areas. 5. Contaminates enemy supplies and equipment. 6. Inflicts a high rate of casualties on enemy forces.

**TASK:** Disrupt Assembly Area (AA) Activities (5-OPFOR-0013)

**CONDITION:** Intelligence reports indicate that platoon- and company-size enemy units are operating in the opposing forces (OPFOR) area of operations. Enemy units can defend from AAs with direct fire, antiarmor weapons, and indirect fire. The enemy has close air support (CAS) and nuclear, biological, and chemical (NBC) capabilities.

**STANDARD:** The OPFOR element locates and disrupts the enemy's AA activities. 1. Locates the element's AA. 2. Probes the AA with squad- or team-size elements. 3. Inflicts more than 5 percent casualties on the element. 4. Disrupts the element's preparations (prevents or delays beyond the element's allotted time).

**TASK:** Disrupt Movement (5-OPFOR-0014)

**CONDITION:** The enemy is expected to move through the opposing forces (OPFOR) element's area of operations. The OPFOR element has received an operation order (OPORD) or fragmentary order (FRAGO) to disrupt enemy movement. The enemy has the capability to defend with direct fire and antiarmor weapons.

**STANDARD:** The OPFOR element delays enemy movement. 1. Delays the element. 2. Forces the element to deviate from its route. 3. Prevents the element from reaching its destination. 4. Surprises the element's main body.

**TASK:** Counter Passage of Lines (5-OPFOR-0012)

**CONDITION:** Enemy forces are in defensive positions, but they are expected to attempt passage-of-lines operations. The opposing forces (OPFOR) received orders to disrupt enemy passage-of-lines operations.

**STANDARD:** The OPFOR element delays or prevents enemy passage of lines. 1. Delays the passage. 2. Prevents the company from moving all personnel through the stationary unit. 3. Engages the main body of either the moving or the stationary unit.

**TASK:** Attack (5-OPFOR-0001)

**CONDITION:** The opposing forces (OPFOR) element has located the enemy. The priority intelligence requirements (PIR) and other intelligence requirements have been obtained by OPFOR patrols. The OPFOR element has automatic and antiarmor weapons and light mortars.

**STANDARD:** The OPFOR element attempts to seize the terrain, vehicles, or equipment. 1. Develops an attack plan. 2. Surprises the enemy unit's main body. 3. Initiates the attack using a scheme of maneuver that exploits the enemy's flanks, gaps, and weaknesses. 4. Uses covered and concealed routes to approach the enemy forces' flanks, gaps, or weakly held areas. 5. Employs indirect fire to support the attack. 6. Penetrates enemy defenses. 7. Destroys equipment and supplies. 8. Inflicts heavy casualties. 9. Isolates the combat service support (CSS) base by blocking reinforcements. 10. Forces enemy units to displace. 11. Avoids being fixed in one position. 12. Withdraws before the CSS base is reinforced with tactical combat forces.

**TASK:** Conduct Air Attacks (5-OPFOR-0002)

**CONDITION:** The opposing forces (OPFOR) element in the rear area has forwarded the positions of the enemy support sites or the locations of moving elements. The OPFOR aircraft have been dispatched to attack enemy installations or convoys.

**STANDARD:** The OPFOR element attempts to delay, disrupt, or damage the enemy targets by air. 1. Locates the target (support sites or convoys). 2. Makes attack runs on the designated targets. 3. Inflicts heavy damage to the selected target. 4. Sustains no loss of aircraft. 5. Delays moving the force for more than one hour.

**TASK:** Conduct Sniper Operations (5-OPFOR-0006)

**CONDITION:** The opposing forces (OPFOR) element has assigned snipers (regular or irregular elements) in the enemy's rear area along the main supply route (MSR) and near support sites.

**STANDARD:** The OPFOR element kills or wounds targets. 1. Sets up a well-concealed location. 2. Engages vehicle drivers or personnel on foot with short bursts of semiautomatic fire. 3. Kills or wounds selected targets. 4. Prevents the position from being discovered by enemy forces. 5. Evacuates the area without being spotted. 6. Reports all specified priority intelligence requirements (PIR) and other intelligence requirements to the OPFOR headquarters (HQ).

**ELEMENTS:** Company Headquarters  
 Three Combat Mobility Platoons  
 Nine Combat Engineer Squads  
 Mobility Support Platoon  
 Three Mobility Sections

**TASK:** Move Tactically (07-3-C211.05-T01A)  
 (FM 7-7) (FM 7-10) (FM 7-7J)  
 (FM 7-8)

**ITERATION:** 1 2 3 4 5 M (Circle)

**COMMANDER/LEADER ASSESSMENT:** T P U (Circle)

**CONDITIONS:** The element is required to move cross-country mounted or dismounted. The threat may consist of up to a motorized rifle company. Some iterations of this task should be performed in MOPP4.

**TASK STANDARDS:** The element arrives at its destination without being surprised by the opposing forces (OPFOR). The platoon retains its ability to move. The time required to perform this task is increased when conducting it in mission-oriented protection posture (MOPP) 4.

TASK STEPS AND PERFORMANCE MEASURES	GO	NO-GO
<ul style="list-style-type: none"> <li>* 1. The platoon leader assigns areas of responsibility (AORs) during the movement.               <ul style="list-style-type: none"> <li>a. Assigned all squads to an AOR.</li> <li>b. Directed squad leaders to assign individual AORs.</li> <li>c. Ensured that there was all-around coverage of the platoon, including air guard.</li> </ul> </li> <li>* 2. The platoon leader designates a route for the movement.               <ul style="list-style-type: none"> <li>a. Ensured that there was concealment from ground, air, and space observation.</li> <li>b. Ensured that there was cover from the direct fire of known enemy positions.</li> </ul> </li> <li>3. The squads use a wedge formation during the movement.               <ul style="list-style-type: none"> <li>a. Formed one or two wedges, based on mission, enemy, terrain, troops, time available, and civilian considerations (METT-TC) factors.</li> <li>b. Closed the wedges during limited visibility so that visibility was maintained between individuals, teams, and squads. The rate of movement was maintained.</li> <li>c. Opened the wedges as obstructions to the movement and to diminish control.</li> </ul> </li> <li>* 4. The platoon leader designates the movement technique to be used, based on METT-TC factors.               <ul style="list-style-type: none"> <li>a. Designated the traveling movement technique when enemy contact was not likely.</li> <li>b. Designated the traveling-overwatch movement technique when enemy contact was possible.</li> <li>c. Designated the bounding-overwatch movement technique when enemy contact was likely.</li> </ul> </li> <li>5. The platoon performs the traveling movement technique.               <ul style="list-style-type: none"> <li>a. Maintained fire teams about 20 meters apart when dismounted.</li> <li>b. Moved the squads on a column axis about 20 meters apart when dismounted.</li> </ul> </li> </ul>		

TASK STEPS AND PERFORMANCE MEASURES	GO	NO-GO
<ul style="list-style-type: none"> <li>c. Moved in a column formation, staggered laterally, with 50 to 100 meters between vehicles when mounted.</li> <li>d. Reported obstacles, enemy contact, or danger areas to the platoon leader.</li> </ul> <p>6. The platoon performs the traveling-overwatch movement technique.</p> <p>NOTE: (Dismounted) The lead squad uses the traveling-overwatch movement technique, and the trailing squads use the traveling movement technique.</p> <ul style="list-style-type: none"> <li>a. Increased the distance between the lead squad and the platoon's main body by 50 to 100 meters.</li> <li>b. Conducted the movement (mounted) with the lead vehicle 100 to 400 meters in front of the rest of the platoon; other vehicles were 50 to 100 meters apart.</li> <li>c. Reported obstacles, enemy contact, or danger areas to the platoon leader.</li> </ul> <p>7. The platoon performs the bounding-overwatch movement technique.</p> <ul style="list-style-type: none"> <li>a. Conducted bounds that did not exceed visual overwatch.</li> <li>b. Conducted bounds that stayed within the maximum effective range of overwatching weapons.</li> </ul> <p>8. The bounding squad moves.</p> <ul style="list-style-type: none"> <li>a. Signaled to the platoon leader that it was beginning its movement.</li> <li>b. Used a covered and concealed route, when available, for its bound.</li> <li>c. Employed a point man or buddy team as far forward as visual contact with the rest of the squad allowed.</li> <li>d. Moved as quickly as possible while maintaining operations security (OPSEC).</li> <li>e. Moved so as not to mask the fires of the overwatching element.</li> <li>f. Established an overwatch position upon completion of its bound, to overwatch the succeeding bound.</li> <li>g. Informed the platoon leader that it had finished its bound and was ready to overwatch.</li> <li>h. Alerted the platoon leader and the overwatching element of any enemy detected, obstacles encountered, or danger areas.</li> </ul> <p>9. The overwatch squad provides overwatch.</p> <ul style="list-style-type: none"> <li>a. Occupied a position that allowed observation and fire to cover the bounding squad's movement to its next overwatch position.</li> <li>b. Oriented the weapons on likely enemy positions.</li> <li>c. Maintained continuous observation of the bounding squad, its route, and any terrain that could influence the route.</li> <li>d. Suppressed enemy units so that the bounding element was not fixed.</li> <li>e. Alerted the bounding squad and the platoon leader of any enemy that it detected.</li> <li>f. Prepared to bound when the bounding team assumed the overwatch position.</li> </ul> <p>10. The platoon maintains security during the movement.</p> <ul style="list-style-type: none"> <li>a. Maintained visual contact at a normal interval of 10 meters (the interval automatically expands and contracts based on terrain and visibility).</li> <li>b. Maintained noise and light discipline.</li> <li>c. Observed sectors of fires so that no enemy could approach the platoon within 35 meters and no aircraft could attack the platoon without warning.</li> </ul> <p>*11. Leaders use control measures during the movement.</p> <ul style="list-style-type: none"> <li>a. Positioned themselves where they could control the movement.</li> <li>b. Positioned key weapons.</li> </ul>		

TASK STEPS AND PERFORMANCE MEASURES	GO	NO-GO
c. Used visual signals and oral commands to control the movement.  *12. The platoon leader controls the platoon's movements. a. Assessed the terrain continuously for potential danger areas. b. Used arm and hand signals once contact was made. c. Used visual and audio signals once contact was made.  *13. The platoon leader knows the platoon's location at all times. a. Expressed the platoon's location as a six-digit coordinate or by using current operational graphics. b. Knew the location of all the platoon elements and the leading, flanking, and trailing company elements, and was accurate to plus or minus 100 meters.		

TASK PERFORMANCE / EVALUATION SUMMARY BLOCK							
ITERATION	1	2	3	4	5	M	TOTAL
TOTAL TASK STEPS EVALUATED							
TOTAL TASK STEPS "GO"							
TRAINING STATUS "GO"/"NO-GO"							

"" indicates a leader task step.

**SUPPORTING INDIVIDUAL TASKS: NONE**

**SUPPORTING COLLECTIVE TASKS: NONE**

#### OPFOR TASKS AND STANDARDS

**TASK:** Disrupt a Route Reconnaissance (5-OPFOR-0021)

**CONDITION:** The enemy is conducting a route reconnaissance. The opposing forces (OPFOR) element is positioned along the enemy's route.

**STANDARD:** The OPFOR element attempts to disrupt a squad/section conducting a route reconnaissance. 1. Prevents the unit from meeting its specified time schedule. 2. Forces the unit to deviate from its specified route. 3. Prevents the unit from reaching its assigned destination. 4. Surprises the squad/section. 5. Inflicts casualties on the unit.

**TASK:** Conduct a Raid (5-OPFOR-0004)

**CONDITION:** The opposing forces (OPFOR) element has occupied an objective rally point and has orders to conduct a raid on a combat service support (CSS) base.

**STANDARD:** The OPFOR element infiltrates the enemy's base and destroys all of the targets. 1. Surprises the enemy forces. 2. Assaults the support base and accomplishes the assigned tasks. 3. Destroys the specified equipment and supplies. 4. Avoids being decisively engaged. 5. Withdraws all personnel from the objective areas within the time prescribed. 6. Obtains all priority intelligence requirements (PIR) from the raid site. 7. Sustains only light casualties from enemy fire.



**TASK:** Conduct an Aerial Reconnaissance (5-OPFOR-0010)

**CONDITION:** The opposing forces (OPFOR) headquarters (HQ) element requires intelligence on the locations and identification of enemy elements. An aircraft is dispatched to take photographs and make a visual inspection of the enemy rear area.

**STANDARD:** The OPFOR element gathers photograph intelligence of the enemy. 1. Photographs the assigned sectors. 2. Makes quick visual checks where the ceiling is low. 3. Locates enemy positions in the area, particularly support and storage bases, and command and control (C2) facilities. 4. Sustains no loss of aircraft. 5. Reports priority intelligence requirements (PIR) and other information requirements to the OPFOR HQ.

**TASK:** Defeat Obstacles (5-OPFOR-0009)

**CONDITION:** The opposing forces (OPFOR) element encounters an obstacle that blocks the avenue of approach as it advances upon the enemy forces.

**STANDARD:** The OPFOR element bypasses or breaches the enemy obstacle. 1. Detects the obstacle before halting its main body. 2. Defeats the obstacle. a. Bypasses the obstacle without entering the engagement areas. b. Breaches the obstacle within 45 minutes and passes its entire force through the obstacle. 3. Does not incur degradation to the point that the mission must be discontinued.

**TASK:** Conduct an Attack (5-OPFOR-0008)

**CONDITION:** The enemy is conducting tactical operations. The opposing forces (OPFOR) element receives orders to attack the enemy, the area of occupation, or the main supply route (MSR) with smoke.

**STANDARD:** The OPFOR element disrupts the enemy's movement and smoke operations. 1. Determines the delivery method of the smoke attack. 2. Locates the target. 3. Delivers the smoke attack downwind. 4. Attacks the enemy with smoke, and surge attacks when the enemy responds to the smoke.

**TASK:** Disrupt Construction of Vehicle Fighting Positions (5-OPFOR-0020)

**CONDITION:** The opposing forces (OPFOR) element has located the enemy. The priority intelligence requirements (PIR) and other intelligence obtained by OPFOR patrols indicate the enemy is constructing vehicle fighting positions within its defensive area. The OPFOR element has automatic and antiarmor weapons and light mortars.

**STANDARD:** The OPFOR element attempts to disrupt the enemy's efforts to establish vehicle fighting positions. 1. Locates the defensive area. 2. Surprises the main body. 3. Penetrates the defensive area with squad-size probes. 4. Inflicts casualties on the unit. 5. Destroys vehicles. 6. Disrupts the unit's preparations (prevents or delays beyond the unit's allotted time).

**TASK:** Disrupt an Engineer Reconnaissance (5-OPFOR-0022)

**CONDITION:** The enemy is conducting an engineer reconnaissance. The opposing forces (OPFOR) element is positioned along the enemy's route.

**STANDARD:** The OPFOR element disrupts an engineer reconnaissance. 1. Prevents the unit from meeting its specified time schedule. 2. Forces the unit to deviate from its specified route. 3. Prevents the unit from accomplishing its assigned engineer reconnaissance. 4. Surprises the unit conducting the reconnaissance.

**TASK:** Conduct Terrorist and Saboteur Attacks (5-OPFOR-0005)

**CONDITION:** The opposing forces (OPFOR) element dispatches small teams into the enemy's rear area to disrupt combat service support (CSS) operations.

**STANDARD:** The enemy sustains disrupted command and control (C2), destroyed equipment and supplies, and light casualties. 1. Locates rear support bases and C2 facilities. 2. Delays and disrupts CSS operations through probes. 3. Infiltrates CSS bases to conduct sabotage and terrorist activities. 4. Inflicts light casualties. 5. Destroys supplies and equipment.

**TASK:** Defend a Minefield (5-OPFOR-0023)

**CONDITION:** The enemy is conducting a minefield sweeping operation. The opposing forces (OPFOR) element has a minefield placed in the enemy's path. The minefield is under constant observation and fire.

**STANDARD:** The OPFOR element defends a minefield against an enemy element conducting a minefield sweeping operation. 1. Prevents the unit from detecting the obstacle. 2. Disrupts the minefield sweeping operation. 3. Prevents the unit from conducting the minefield sweeping operation, prevents the unit from moving all personnel through the breach or delays the completion of the minefield sweeping operation for more than 45 minutes.

**TASK:** Maintain Contact (5-OPFOR-0003)

**CONDITION:** The opposing forces (OPFOR) element is engaged with enemy base defense forces. The enemy forces are withdrawing under pressure.

**STANDARD:** The OPFOR element maintains enemy contact while the enemy withdraws. 1. Engages the enemy forces decisively. 2. Advances the OPFOR as the enemy forces withdraw. 3. Inflicts heavy casualties. 4. Captures the members of the enemy force. 5. Captures documents and equipment. 6. Safeguards captured documents, equipment, and personnel.

**TASK:** Conduct an Ambush (5-OPFOR-0007)

**CONDITION:** The enemy is moving in a convoy. The opposing forces (OPFOR) element is positioned along the enemy's route.

**STANDARD:** The OPFOR element inflicts casualties on the enemy and causes vehicle and equipment damage. 1. Prepares an ambush site before the element arrives. 2. Surprises march element forces. 3. Inflicts heavy casualties within the designated kill zone. 4. Inflicts heavy damage to vehicles and equipment within the designated kill zone. 5. Delays the march element from reaching a specified destination for a specified period of time. 6. Withdraws on order. 7. Sustains no casualties. 8. Reports actions to superiors.

**TASK:** Disrupt a Net Control Station (NCS) (5-OPFOR-0019)

**CONDITION:** The enemy has established a NCS. The opposing forces (OPFOR) element has radio and jamming equipment.

**STANDARD:** The OPFOR element attempts to disrupt an NCS. 1. Attempts to locate the radio frequency that the unit is operating on. 2. Attempts to enter the radio net. 3. Attempts to issue "bogus" orders to a unit on the net. 4. Jams the radio frequency and forces the unit to go to an alternate frequency.

**TASK:** Disrupt Defensive Preparations (5-OPFOR-0018)

**CONDITION:** The opposing forces (OPFOR) element has located the enemy. Priority intelligence requirements (PIR) and other intelligence requirements obtained by OPFOR patrols indicate that the enemy elements are establishing defensive positions. The OPFOR element has automatic and antiarmor weapons and light mortars.

**STANDARD:** The OPFOR element disrupts and delays the enemy's defensive preparations. 1. Locates and penetrates the enemy's security system. 2. Forces the enemy to delay defensive preparations. 3. Disrupts the enemy's obstacle preparations.

**TASK:** Disrupt Enemy Movement and Operations Using Tactical Nuclear Weapons (5-OPFOR-0016)

**CONDITION:** The opposing forces (OPFOR) element has located the enemy. Priority intelligence requirements (PIR) and other intelligence requirements have been obtained by OPFOR patrols. Tactical nuclear weapons are employed against key locations in the rear area.

**STANDARD:** The OPFOR element disrupts enemy movement and operations. 1. Disrupts or delays the movement of the enemy's equipment and supplies to the forward areas. 2. Destroys enemy equipment and supplies. 3. Inflicts a high rate of nuclear casualties among the enemy forces. 4. Denies the enemy the use of specified areas. 5. Contaminates the enemy's equipment and supplies.

**TASK:** Disrupt Quartering Party Operations (5-OPFOR-0017)

**CONDITION:** The enemy is conducting quartering party operations. It has established an assembly area (AA) but has not moved in the main body.

**STANDARD:** The opposing forces (OPFOR) element attempts to disrupt quartering party operations and infiltrate the enemy's AA. 1. Locates the quartering party and the AA. 2. Surprises the main body. 3. Penetrates the AA with squad-size probes. 4. Inflicts personnel casualties and vehicle damage. 5. Disrupts the unit's preparations (prevents or delays beyond the unit's allotted time).

**TASK:** Disrupt Enemy Movement and Operations Using Persistent and Nonpersistent Chemical Weapons (5-OPFOR-0015)

**CONDITION:** The opposing forces (OPFOR) element has located the enemy. Priority intelligence requirements (PIR) and other intelligence requirements have been obtained by OPFOR patrols. The OPFOR units deliver chemical agents, by means of conventional artillery weapons or aircraft, along selected supply routes and key bases in the rear area.

**STANDARD:** The OPFOR element disrupts enemy movement and operations using persistent and nonpersistent chemical weapons. 1. Delivers chemical agents in low and densely wooded areas. 2. Delays the movement of enemy supplies and equipment to the forward areas. 3. Restricts the movement of the enemy units in the rear area. 4. Channels the movement of enemy units into predesignated ambush areas. 5. Contaminates enemy supplies and equipment. 6. Inflicts a high rate of casualties on enemy forces.

**TASK:** Disrupt Assembly Area (AA) Activities (5-OPFOR-0013)

**CONDITION:** Intelligence reports indicate that platoon- and company-size enemy units are operating in the opposing forces (OPFOR) area of operations. Enemy units can defend from AAs with direct fire, antiarmor weapons, and indirect fire. The enemy has close air support (CAS) and nuclear, biological, and chemical (NBC) capabilities.

**STANDARD:** The OPFOR element locates and disrupts the enemy's AA activities. 1. Locates the element's AA. 2. Probes the AA with squad- or team-size elements. 3. Inflicts more than 5 percent casualties on the element. 4. Disrupts the element's preparations (prevents or delays beyond the element's allotted time).

**TASK:** Disrupt Movement (5-OPFOR-0014)

**CONDITION:** The enemy is expected to move through the opposing forces (OPFOR) element's area of operations. The OPFOR element has received an operation order (OPORD) or fragmentary order (FRAGO) to disrupt enemy movement. The enemy has the capability to defend with direct fire and antiarmor weapons.

**STANDARD:** The OPFOR element delays enemy movement. 1. Delays the element. 2. Forces the element to deviate from its route. 3. Prevents the element from reaching its destination. 4. Surprises the element's main body.

**TASK:** Counter Passage of Lines (5-OPFOR-0012)

**CONDITION:** Enemy forces are in defensive positions, but they are expected to attempt passage-of-lines operations. The opposing forces (OPFOR) received orders to disrupt enemy passage-of-lines operations.

**STANDARD:** The OPFOR element delays or prevents enemy passage of lines. 1. Delays the passage. 2. Prevents the company from moving all personnel through the stationary unit. 3. Engages the main body of either the moving or the stationary unit.

**TASK:** Attack (5-OPFOR-0001)

**CONDITION:** The opposing forces (OPFOR) element has located the enemy. The priority intelligence requirements (PIR) and other intelligence requirements have been obtained by OPFOR patrols. The OPFOR element has automatic and antiarmor weapons and light mortars.

**STANDARD:** The OPFOR element attempts to seize the terrain, vehicles, or equipment. 1. Develops an attack plan. 2. Surprises the enemy unit's main body. 3. Initiates the attack using a scheme of maneuver that exploits the enemy's flanks, gaps, and weaknesses. 4. Uses covered and concealed routes to approach the enemy forces' flanks, gaps, or weakly held areas. 5. Employs indirect fire to support the attack. 6. Penetrates enemy defenses. 7. Destroys equipment and supplies. 8. Inflicts heavy casualties. 9. Isolates the combat service support (CSS) base by blocking reinforcements. 10. Forces enemy units to displace. 11. Avoids being fixed in one position. 12. Withdraws before the CSS base is reinforced with tactical combat forces.

**TASK:** Surrender to the Capturing Unit on the Battlefield (5-OPFOR-0024)

**CONDITION:** The enemy has captured the opposing forces (OPFOR) element's soldiers, documents, and equipment sensitive to the OPFOR tactical operations.

**STANDARD:** The OPFOR soldiers retain or destroy documents and equipment. The OPFOR element surrenders documents and equipment of no tactical use to the enemy and attempts to conceal or destroy items of tactical value. The OPFOR element attempts escape and evasion. 1. Prevents the successful capture of documents and equipment. 2. Destroys documents and equipment. 3. Removes identifying markings from equipment. 4. Removes unit-identifying insignia. 5. Provides misleading information. 6. Plans an escape. 7. Delays movement to the nearest collection point. 8. Prevents safeguarding of enemy prisoners of war (EPWs) in order to cause embarrassment to the United States (US).

**TASK:** Conduct Air Attacks (5-OPFOR-0002)

**CONDITION:** The opposing forces (OPFOR) element in the rear area has forwarded the positions of the enemy support sites or the locations of moving elements. The OPFOR aircraft have been dispatched to attack enemy installations or convoys.

**STANDARD:** The OPFOR element attempts to delay, disrupt, or damage the enemy targets by air. 1. Locates the target (support sites or convoys). 2. Makes attack runs on the designated targets. 3. Inflicts heavy damage to the selected target. 4. Sustains no loss of aircraft. 5. Delays moving the force for more than one hour.

**TASK:** Conduct Sniper Operations (5-OPFOR-0006)

**CONDITION:** The opposing forces (OPFOR) element has assigned snipers (regular or irregular elements) in the enemy's rear area along the main supply route (MSR) and near support sites.

**STANDARD:** The OPFOR element kills or wounds targets. 1. Sets up a well-concealed location. 2. Engages vehicle drivers or personnel on foot with short bursts of semiautomatic fire. 3. Kills or wounds selected targets. 4. Prevents the position from being discovered by enemy forces. 5. Evacuates the area without being spotted. 6. Reports all specified priority intelligence requirements (PIR) and other intelligence requirements to the OPFOR headquarters (HQ).

**ELEMENT:** Company Headquarters

**TASK:** Conduct a Radiological, Chemical, or Biological Reconnaissance or Survey (03-2-3008.05-T01A)  
(FM 3-19)

**ITERATION:** 1 2 3 4 5 M (Circle)

**COMMANDER/LEADER ASSESSMENT:** T P U (Circle)

**CONDITIONS:** The element is conducting operations in an area where nuclear, biological, and chemical (NBC) weapons have been initiated. The commander needs to determine the presence of (or information on) radiological, chemical, or biological hazards in the area of operational concern. Some iterations of this task should be performed in MOPP4.

**TASK STANDARDS:** The commander and operations section plan a reconnaissance or survey mission for the company's organic reconnaissance element. The plan is issued with two-thirds planning time remaining for the element. The plan must be detailed and feasible for the element to perform. If the situation and location permit, the commander supervises the preparation and execution. The time required to perform this task is increased when conducting it in mission-oriented protection posture (MOPP) 4.

TASK STEPS AND PERFORMANCE MEASURES	GO	NO-GO
<ul style="list-style-type: none"> <li>* 1. The element leader receives and analyses the mission and identifies all unit tasks.</li> <li>* 2. The element leader issues a warning order as soon as possible to subordinate leaders.</li> <li>* 3. The element leader and the operations section make a tentative plan based on mission, enemy, terrain, troops, time available, and civilian considerations (METT-TC) factors.               <ul style="list-style-type: none"> <li>a. Planned reconnaissance or survey techniques, locations, turn-back dose rates (radiological missions), decontamination after the reconnaissance or survey, fire support, reporting procedures, logistical support, and leader and signal information.</li> <li>b. Coordinated for intelligence information, air or indirect fire support, and medical support and coordinated its plan with units in the area of operations if necessary.</li> <li>c. Drew, stocked, or coordinated petroleum, oils, and lubricants (POL); ammunition; MOPP gear; Classes II and VII support; and maintenance/recovery/Class IX support for the platoon.</li> </ul> </li> <li>* 4. The element leader orders units to start movement, if necessary.</li> <li>* 5. The element leader reconnoiters the operations area and makes a map reconnaissance as a minimum.</li> <li>* 6. The element leader completes the plan and issues the operation order (OPORD) with two-thirds of the total planning time remaining for the platoon.</li> <li>* 7. The element leader supervises preparations of the reconnaissance or survey if the location of operations permits. Communications, supply, and maintenance sections assist the platoons with priority maintenance and resupply support.</li> </ul>		

TASK STEPS AND PERFORMANCE MEASURES	GO	NO-GO
<p>8. The element conducts a tactical road march or executes traveling movement to the reconnaissance or survey site. The reconnaissance or survey element--</p> <p>a. Executed a mounted movement technique (traveling, traveling overwatch, or bounding overwatch) or reconnoitered dismounted, as the situation and or mission required.</p> <p>b. Detected and marked the contaminated area, ensuring that the marking signs were facing toward friendly areas. Detected uncontaminated areas and routes. Selected decontamination sites with a water source, cover and concealment, and the physical capacity to hold a site if required to perform reconnaissance for decontamination sites as a mission.</p> <p>c. Determined the limits of the contaminated area. Detected the types of chemical agents or specific levels and types of radiological contamination as required by the mission.</p> <p>9. The headquarters (HQ), if prescribed by the mission, assists the reconnaissance or survey units' recovery operations.</p> <p>*10. The element leader or operations officer, if prescribed by the mission, debriefs returning reconnaissance or survey units and forwards acquired information to higher HQ in NBC 4 or NBC 5 format, if required.</p> <p>*11. The radiological element leaders record, collate, and submit individual and unit radiation exposure status (RES) readings to higher HQ.</p>		

TASK PERFORMANCE / EVALUATION SUMMARY BLOCK							
ITERATION	1	2	3	4	5	M	TOTAL
TOTAL TASK STEPS EVALUATED							
TOTAL TASK STEPS "GO"							
TRAINING STATUS "GO"/"NO-GO"							

"\*" indicates a leader task step.

**SUPPORTING INDIVIDUAL TASKS: NONE**

**SUPPORTING COLLECTIVE TASKS: NONE**

#### OPFOR TASKS AND STANDARDS

**TASK:** Disrupt Assembly Area (AA) Activities (5-OPFOR-0013)

**CONDITION:** Intelligence reports indicate that platoon- and company-size enemy units are operating in the opposing forces (OPFOR) area of operations. Enemy units can defend from AAs with direct fire, antiarmor weapons, and indirect fire. The enemy has close air support (CAS) and nuclear, biological, and chemical (NBC) capabilities.

**STANDARD:** The OPFOR element locates and disrupts the enemy's AA activities. 1. Locates the element's AA. 2. Probes the AA with squad- or team-size elements. 3. Inflicts more than 5 percent casualties on the element. 4. Disrupts the element's preparations (prevents or delays beyond the element's allotted time).

**TASK:** Disrupt Defensive Preparations (5-OPFOR-0018)

**CONDITION:** The opposing forces (OPFOR) element has located the enemy. Priority intelligence requirements (PIR) and other intelligence requirements obtained by OPFOR patrols indicate that the enemy elements are establishing defensive positions. The OPFOR element has automatic and antiarmor weapons and light mortars.

**STANDARD:** The OPFOR element disrupts and delays the enemy's defensive preparations. 1. Locates and penetrates the enemy's security system. 2. Forces the enemy to delay defensive preparations. 3. Disrupts the enemy's obstacle preparations.

**TASK:** Disrupt Movement (5-OPFOR-0014)

**CONDITION:** The enemy is expected to move through the opposing forces (OPFOR) element's area of operations. The OPFOR element has received an operation order (OPORD) or fragmentary order (FRAGO) to disrupt enemy movement. The enemy has the capability to defend with direct fire and antiarmor weapons.

**STANDARD:** The OPFOR element delays enemy movement. 1. Delays the element. 2. Forces the element to deviate from its route. 3. Prevents the element from reaching its destination. 4. Surprises the element's main body.

**TASK:** Conduct Terrorist and Saboteur Attacks (5-OPFOR-0005)

**CONDITION:** The opposing forces (OPFOR) element dispatches small teams into the enemy's rear area to disrupt combat service support (CSS) operations.

**STANDARD:** The enemy sustains disrupted command and control (C2), destroyed equipment and supplies, and light casualties. 1. Locates rear support bases and C2 facilities. 2. Delays and disrupts CSS operations through probes. 3. Infiltrates CSS bases to conduct sabotage and terrorist activities. 4. Inflicts light casualties. 5. Destroys supplies and equipment.

**TASK:** Defeat Obstacles (5-OPFOR-0009)

**CONDITION:** The opposing forces (OPFOR) element encounters an obstacle that blocks the avenue of approach as it advances upon the enemy forces.

**STANDARD:** The OPFOR element bypasses or breaches the enemy obstacle. 1. Detects the obstacle before halting its main body. 2. Defeats the obstacle. a. Bypasses the obstacle without entering the engagement areas. b. Breaches the obstacle within 45 minutes and passes its entire force through the obstacle. 3. Does not incur degradation to the point that the mission must be discontinued.

**TASK:** Disrupt a Route Reconnaissance (5-OPFOR-0021)

**CONDITION:** The enemy is conducting a route reconnaissance. The opposing forces (OPFOR) element is positioned along the enemy's route.

**STANDARD:** The OPFOR element attempts to disrupt a squad/section conducting a route reconnaissance. 1. Prevents the unit from meeting its specified time schedule. 2. Forces the unit to deviate from its specified route. 3. Prevents the unit from reaching its assigned destination. 4. Surprises the squad/section. 5. Inflicts casualties on the unit.



**TASK:** Disrupt a Net Control Station (NCS) (5-OPFOR-0019)

**CONDITION:** The enemy has established a NCS. The opposing forces (OPFOR) element has radio and jamming equipment.

**STANDARD:** The OPFOR element attempts to disrupt an NCS. 1. Attempts to locate the radio frequency that the unit is operating on. 2. Attempts to enter the radio net. 3. Attempts to issue "bogus" orders to a unit on the net. 4. Jams the radio frequency and forces the unit to go to an alternate frequency.

**TASK:** Disrupt Construction of Vehicle Fighting Positions (5-OPFOR-0020)

**CONDITION:** The opposing forces (OPFOR) element has located the enemy. The priority intelligence requirements (PIR) and other intelligence obtained by OPFOR patrols indicate the enemy is constructing vehicle fighting positions within its defensive area. The OPFOR element has automatic and antiarmor weapons and light mortars.

**STANDARD:** The OPFOR element attempts to disrupt the enemy's efforts to establish vehicle fighting positions. 1. Locates the defensive area. 2. Surprises the main body. 3. Penetrates the defensive area with squad-size probes. 4. Inflicts casualties on the unit. 5. Destroys vehicles. 6. Disrupts the unit's preparations (prevents or delays beyond the unit's allotted time).

**TASK:** Conduct an Aerial Reconnaissance (5-OPFOR-0010)

**CONDITION:** The opposing forces (OPFOR) headquarters (HQ) element requires intelligence on the locations and identification of enemy elements. An aircraft is dispatched to take photographs and make a visual inspection of the enemy rear area.

**STANDARD:** The OPFOR element gathers photograph intelligence of the enemy. 1. Photographs the assigned sectors. 2. Makes quick visual checks where the ceiling is low. 3. Locates enemy positions in the area, particularly support and storage bases, and command and control (C2) facilities. 4. Sustains no loss of aircraft. 5. Reports priority intelligence requirements (PIR) and other information requirements to the OPFOR HQ.

**TASK:** Disrupt an Engineer Reconnaissance (5-OPFOR-0022)

**CONDITION:** The enemy is conducting an engineer reconnaissance. The opposing forces (OPFOR) element is positioned along the enemy's route.

**STANDARD:** The OPFOR element disrupts an engineer reconnaissance. 1. Prevents the unit from meeting its specified time schedule. 2. Forces the unit to deviate from its specified route. 3. Prevents the unit from accomplishing its assigned engineer reconnaissance. 4. Surprises the unit conducting the reconnaissance.

**TASK:** Conduct an Attack (5-OPFOR-0008)

**CONDITION:** The enemy is conducting tactical operations. The opposing forces (OPFOR) element receives orders to attack the enemy, the area of occupation, or the main supply route (MSR) with smoke.

**STANDARD:** The OPFOR element disrupts the enemy's movement and smoke operations. 1. Determines the delivery method of the smoke attack. 2. Locates the target. 3. Delivers the smoke attack downwind. 4. Attacks the enemy with smoke, and surge attacks when the enemy responds to the smoke.

**TASK:** Disrupt Quartering Party Operations (5-OPFOR-0017)

**CONDITION:** The enemy is conducting quartering party operations. It has established an assembly area (AA) but has not moved in the main body.

**STANDARD:** The opposing forces (OPFOR) element attempts to disrupt quartering party operations and infiltrate the enemy's AA. 1. Locates the quartering party and the AA. 2. Surprises the main body. 3. Penetrates the AA with squad-size probes. 4. Inflicts personnel casualties and vehicle damage. 5. Disrupts the unit's preparations (prevents or delays beyond the unit's allotted time).

**TASK:** Disrupt Enemy Movement and Operations Using Tactical Nuclear Weapons (5-OPFOR-0016)

**CONDITION:** The opposing forces (OPFOR) element has located the enemy. Priority intelligence requirements (PIR) and other intelligence requirements have been obtained by OPFOR patrols. Tactical nuclear weapons are employed against key locations in the rear area.

**STANDARD:** The OPFOR element disrupts enemy movement and operations. 1. Disrupts or delays the movement of the enemy's equipment and supplies to the forward areas. 2. Destroys enemy equipment and supplies. 3. Inflicts a high rate of nuclear casualties among the enemy forces. 4. Denies the enemy the use of specified areas. 5. Contaminates the enemy's equipment and supplies.

**TASK:** Disrupt Enemy Movement and Operations Using Persistent and Nonpersistent Chemical Weapons (5-OPFOR-0015)

**CONDITION:** The opposing forces (OPFOR) element has located the enemy. Priority intelligence requirements (PIR) and other intelligence requirements have been obtained by OPFOR patrols. The OPFOR units deliver chemical agents, by means of conventional artillery weapons or aircraft, along selected supply routes and key bases in the rear area.

**STANDARD:** The OPFOR element disrupts enemy movement and operations using persistent and nonpersistent chemical weapons. 1. Delivers chemical agents in low and densely wooded areas. 2. Delays the movement of enemy supplies and equipment to the forward areas. 3. Restricts the movement of the enemy units in the rear area. 4. Channels the movement of enemy units into predesignated ambush areas. 5. Contaminates enemy supplies and equipment. 6. Inflicts a high rate of casualties on enemy forces.

**TASK:** Counter Passage of Lines (5-OPFOR-0012)

**CONDITION:** Enemy forces are in defensive positions, but they are expected to attempt passage-of-lines operations. The opposing forces (OPFOR) received orders to disrupt enemy passage-of-lines operations.

**STANDARD:** The OPFOR element delays or prevents enemy passage of lines. 1. Delays the passage. 2. Prevents the company from moving all personnel through the stationary unit. 3. Engages the main body of either the moving or the stationary unit.

**TASK:** Conduct Air Attacks (5-OPFOR-0002)

**CONDITION:** The opposing forces (OPFOR) element in the rear area has forwarded the positions of the enemy support sites or the locations of moving elements. The OPFOR aircraft have been dispatched to attack enemy installations or convoys.

**STANDARD:** The OPFOR element attempts to delay, disrupt, or damage the enemy targets by air. 1. Locates the target (support sites or convoys). 2. Makes attack runs on the designated targets. 3. Inflicts heavy damage to the selected target. 4. Sustains no loss of aircraft. 5. Delays moving the force for more than one hour.

**TASK:** Surrender to the Capturing Unit on the Battlefield (5-OPFOR-0024)

**CONDITION:** The enemy has captured the opposing forces (OPFOR) element's soldiers, documents, and equipment sensitive to the OPFOR tactical operations.

**STANDARD:** The OPFOR soldiers retain or destroy documents and equipment. The OPFOR element surrenders documents and equipment of no tactical use to the enemy and attempts to conceal or destroy items of tactical value. The OPFOR element attempts escape and evasion. 1. Prevents the successful capture of documents and equipment. 2. Destroys documents and equipment. 3. Removes identifying markings from equipment. 4. Removes unit-identifying insignia. 5. Provides misleading information. 6. Plans an escape. 7. Delays movement to the nearest collection point. 8. Prevents safeguarding of enemy prisoners of war (EPWs) in order to cause embarrassment to the United States (US).

**TASK:** Conduct a Raid (5-OPFOR-0004)

**CONDITION:** The opposing forces (OPFOR) element has occupied an objective rally point and has orders to conduct a raid on a combat service support (CSS) base.

**STANDARD:** The OPFOR element infiltrates the enemy's base and destroys all of the targets. 1. Surprises the enemy forces. 2. Assaults the support base and accomplishes the assigned tasks. 3. Destroys the specified equipment and supplies. 4. Avoids being decisively engaged. 5. Withdraws all personnel from the objective areas within the time prescribed. 6. Obtains all priority intelligence requirements (PIR) from the raid site. 7. Sustains only light casualties from enemy fire.

**TASK:** Attack (5-OPFOR-0001)

**CONDITION:** The opposing forces (OPFOR) element has located the enemy. The priority intelligence requirements (PIR) and other intelligence requirements have been obtained by OPFOR patrols. The OPFOR element has automatic and antiarmor weapons and light mortars.

**STANDARD:** The OPFOR element attempts to seize the terrain, vehicles, or equipment. 1. Develops an attack plan. 2. Surprises the enemy unit's main body. 3. Initiates the attack using a scheme of maneuver that exploits the enemy's flanks, gaps, and weaknesses. 4. Uses covered and concealed routes to approach the enemy forces' flanks, gaps, or weakly held areas. 5. Employs indirect fire to support the attack. 6. Penetrates enemy defenses. 7. Destroys equipment and supplies. 8. Inflicts heavy casualties. 9. Isolates the combat service support (CSS) base by blocking reinforcements. 10. Forces enemy units to displace. 11. Avoids being fixed in one position. 12. Withdraws before the CSS base is reinforced with tactical combat forces.

**TASK:** Conduct Sniper Operations (5-OPFOR-0006)

**CONDITION:** The opposing forces (OPFOR) element has assigned snipers (regular or irregular elements) in the enemy's rear area along the main supply route (MSR) and near support sites.

**STANDARD:** The OPFOR element kills or wounds targets. 1. Sets up a well-concealed location. 2. Engages vehicle drivers or personnel on foot with short bursts of semiautomatic fire. 3. Kills or wounds selected targets. 4. Prevents the position from being discovered by enemy forces. 5. Evacuates the area without being spotted. 6. Reports all specified priority intelligence requirements (PIR) and other intelligence requirements to the OPFOR headquarters (HQ).

**TASK:** Defend a Minefield (5-OPFOR-0023)

**CONDITION:** The enemy is conducting a minefield sweeping operation. The opposing forces (OPFOR) element has a minefield placed in the enemy's path. The minefield is under constant observation and fire.

**STANDARD:** The OPFOR element defends a minefield against an enemy element conducting a minefield sweeping operation. 1. Prevents the unit from detecting the obstacle. 2. Disrupts the minefield sweeping operation. 3. Prevents the unit from conducting the minefield sweeping operation, prevents the unit from moving all personnel through the breach or delays the completion of the minefield sweeping operation for more than 45 minutes.

**TASK:** Conduct an Ambush (5-OPFOR-0007)

**CONDITION:** The enemy is moving in a convoy. The opposing forces (OPFOR) element is positioned along the enemy's route.

**STANDARD:** The OPFOR element inflicts casualties on the enemy and causes vehicle and equipment damage. 1. Prepares an ambush site before the element arrives. 2. Surprises march element forces. 3. Inflicts heavy casualties within the designated kill zone. 4. Inflicts heavy damage to vehicles and equipment within the designated kill zone. 5. Delays the march element from reaching a specified destination for a specified period of time. 6. Withdraws on order. 7. Sustains no casualties. 8. Reports actions to superiors.

**TASK:** Maintain Contact (5-OPFOR-0003)

**CONDITION:** The opposing forces (OPFOR) element is engaged with enemy base defense forces. The enemy forces are withdrawing under pressure.

**STANDARD:** The OPFOR element maintains enemy contact while the enemy withdraws. 1. Engages the enemy forces decisively. 2. Advances the OPFOR as the enemy forces withdraw. 3. Inflicts heavy casualties. 4. Captures the members of the enemy force. 5. Captures documents and equipment. 6. Safeguards captured documents, equipment, and personnel.

**ELEMENTS:** Company Headquarters  
 Three Combat Mobility Platoons  
 Nine Combat Engineer Squads  
 Mobility Support Platoon  
 Three Mobility Sections

**TASK:** Conduct Thorough Decontamination Operations (03-2-C312.05-T01A)  
 (FM 3-5) (FM 3-100) (FM 3-11)  
 (FM 3-3) (FM 3-4)

**ITERATION:** 1M 2M 3M 4M 5M (Circle)

**COMMANDER/LEADER ASSESSMENT:** T P U (Circle)

**CONDITIONS:** A unit is contaminated with a persistent chemical agent during combat operations. Time is available to conduct reconstitution, to include thorough decontamination. A supporting smoke/decontamination (or decontamination) platoon is tasked to conduct the thorough decontamination mission. This task is always performed in MOPP4.

**TASK STANDARDS:** The smoke/decontamination platoon sets up the detailed equipment decontamination site and removes all contamination from the equipment and vehicles. The contaminated unit sets up the detailed troop decontamination (with technical advice from the decontamination platoon) and processes all personnel. Responsible units properly close the site and report the location to higher headquarters (HQ).

TASK STEPS AND PERFORMANCE MEASURES	GO	NO-GO
<p>* 1. The contaminated element leader determines the extent of the contamination and establishes decontamination priorities.</p> <ul style="list-style-type: none"> <li>a. Received input from the staff and subordinate leaders.</li> <li>b. Established decontamination priorities.</li> </ul> <p>2. The contaminated element submits a request for decontamination to higher HQ. The request should, as a minimum, include the--</p> <ul style="list-style-type: none"> <li>a. Contaminated element's designation.</li> <li>b. Contaminated element's location.</li> <li>c. Contaminated element's frequency and call sign.</li> <li>d. Time the element became contaminated.</li> <li>e. Number of vehicles and equipment, by type, that were contaminated.</li> <li>f. Type of contamination.</li> <li>g. Earliest possible time the element could move or begin decontamination.</li> <li>h. Special requirements, such as a patient decontamination station, recovery assets, and a unit decontamination team.</li> </ul> <p>3. The contaminated element higher HQ chemical staff coordinates with supporting elements.</p> <ul style="list-style-type: none"> <li>a. Issued a warning order to the supporting chemical unit.</li> <li>b. Coordinated the contaminated element's movement to the linkup point and the decontamination site.</li> <li>c. Coordinated with supporting elements, such as medical, engineer, air defense, military police, smoke support.</li> </ul> <p>NOTE: The contaminated element is responsible for providing security for the decontamination site. Security support must be coordinated before arriving at the linkup point.</p>		

TASK STEPS AND PERFORMANCE MEASURES	GO	NO-GO
<p>4. The contaminated element, decontamination platoon, and other supporting elements arrive at the linkup point.</p> <p>* 5. The decontamination element leader briefs the site layout and procedures.</p> <p>6. The contaminated element conducts predecontamination site or staging area activities.</p> <ul style="list-style-type: none"> <li>a. Segregated the contaminated vehicles and equipment from the uncontaminated ones, if possible.</li> <li>b. Crews, except drivers, dismounted vehicles, ensuring that they-- <ul style="list-style-type: none"> <li>(1) Removed all equipment from the tops of the vehicles.</li> <li>(2) Did not re-enter vehicles once they exited (to prevent further contamination of the interior of the vehicles).</li> </ul> </li> <li>c. Prepared vehicles and equipment for detailed equipment decontamination. <ul style="list-style-type: none"> <li>(1) Removed all heavy mud and debris from vehicles using pioneer tools.</li> <li>(2) Removed and disposed of seat covers, canvas items, camouflage netting, and other materials that can absorb chemical contaminants.</li> <li>(3) Removed and disposed of nuclear, biological, and chemical (NBC) covers as contaminated waste.</li> </ul> </li> <li>d. Moved contaminated personnel, vehicles, and equipment to the detailed troop and equipment decontamination lines.</li> </ul> <p>7. Designated personnel set up and maintain communications within the decontamination site. They coordinate with the supported element for additional communications support.</p> <p>8. The decontamination element sets up detailed equipment decontamination site stations.</p> <ul style="list-style-type: none"> <li>a. Station 1. Initial wash.</li> <li>b. Station 2. Decontamination solution #2 (DS2) application.</li> <li>c. Station 3. Wait or interior decontamination.</li> <li>d. Station 4. Rinse.</li> <li>e. Station 5. Check.</li> </ul> <p>9. The contaminated element sets up detailed troop decontamination site stations.</p> <ul style="list-style-type: none"> <li>a. Station 1. Individual gear decontamination.</li> <li>b. Station 2. Overboot and hood decontamination.</li> <li>c. Station 3. Overgarment removal.</li> <li>d. Station 4. Overboot and glove removal.</li> <li>e. Station 5. Monitor.</li> <li>f. Station 6. Mask removal.</li> <li>g. Station 7. Mask decontamination point.</li> <li>h. Station 8. Reissue point.</li> </ul> <p>NOTE: The decontamination element leader must establish a route to move vehicle operators from Station 3 of the detailed equipment decontamination site to the detailed troop decontamination site.</p> <p>*10. The decontamination element leader, in conjunction with the leader or control cell from the contaminated element, supervises the overall thorough decontamination site operation.</p> <p>11. The decontamination element processes vehicles and equipment through the detailed equipment decontamination stations.</p> <ul style="list-style-type: none"> <li>a. The contaminated element provided guides to control vehicle traffic through the site.</li> <li>b. Drivers moved the vehicles and equipment through stations.</li> </ul>		

TASK STEPS AND PERFORMANCE MEASURES	GO	NO-GO
<ul style="list-style-type: none"> <li>c. The assistant drivers who had processed through the detailed troop decontamination stations replaced the primary drivers at Station 3, once the interior decontamination was completed.</li> <li>d. The primary drivers proceeded to the detailed troop decontamination site to process through stations.</li> <li>e. Soldiers from the detailed troop decontamination site reunited with the vehicles and equipment from the detailed equipment decontamination site and moved to the reconstitution area.</li> </ul> <p>12. The contaminated element processes personnel through the detailed troop decontamination stations.</p> <p>13. The decontamination element soldiers close the detailed equipment decontamination site.</p> <ul style="list-style-type: none"> <li>a. Station 1. <ul style="list-style-type: none"> <li>(1) Decontaminated all equipment used at the station, to include the power-driven decontamination equipment [PDDE] hoses and nozzles.</li> <li>(2) Checked all equipment for contamination and decontaminated it again, if necessary.</li> <li>(3) Drained water from blivets or fabric tanks.</li> <li>(4) Loaded equipment onto vehicles.</li> <li>(5) Spread a can of supertropical bleach (STB) in each sump and covered the sumps.</li> <li>(6) Marked the sumps.</li> </ul> </li> <li>b. Station 2 (for chemical/biological only). <ul style="list-style-type: none"> <li>(1) Applied DS2 to PDDE, mops, handles, decontamination apparatus, and containers.</li> <li>(2) Discarded mop heads, brushes, and the station sign into Station 4's sump and then pulled the PDDE forward and washed the entire application point.</li> <li>(3) Loaded unused decontaminants onto vehicles.</li> <li>(4) Marked the area and moved all reusable equipment from Station 2 to Station 3.</li> </ul> </li> <li>c. Station 3. <ul style="list-style-type: none"> <li>(1) Inspected unused supplies for contamination; if uncontaminated, loaded onto vehicles.</li> <li>(2) Discarded contaminated supplies into Station 4's sump.</li> </ul> </li> <li>d. Station 4. <ul style="list-style-type: none"> <li>(1) Decontaminated all equipment used at the station, to include the PDDE hoses and nozzles.</li> <li>(2) Checked all equipment for contamination and decontaminated it again, if necessary.</li> <li>(3) Drained water from blivets or fabric tanks.</li> <li>(4) Loaded equipment onto vehicles.</li> <li>(5) Spread a can of STB in each sump and covered the sumps (after the residue from Station 5 was placed in the sump).</li> <li>(6) Marked the sumps.</li> </ul> </li> <li>e. Station 5. <ul style="list-style-type: none"> <li>(1) Decontaminated all equipment used at the station.</li> <li>(2) Loaded all the reusable equipment onto vehicles.</li> <li>(3) Discarded unusable items into Station 4's sump.</li> </ul> </li> </ul> <p>14. The decontamination element moves to the troop decontamination site for decontamination.</p> <p>15. The station operators clean up the detailed troop decontamination site.</p>		

TASK STEPS AND PERFORMANCE MEASURES	GO	NO-GO
<ul style="list-style-type: none"> <li>a. Placed all the used supplies from Station 7 into Station 7's sump.</li> <li>b. Moved all usable equipment and supplies from all stations to Station 1.</li> <li>c. Discarded unusable supplies from Stations 3, 4, and 5 into the sump at Station 1.</li> <li>d. Decontaminated all supplies and equipment collected at Station 1.</li> <li>e. Emptied and rinsed the decontaminant containers from Station 1 into the sump at that station.</li> <li>f. Marked the area.</li> <li>g. Removed the overgarments using the mission-oriented protection posture (MOPP) gear exchange technique.</li> <li>h. Disposed of the used overgarments into Station 1's sump.</li> <li>i. Moved all equipment used to fill the sump upwind of the decontamination area.</li> <li>j. Decontaminated rubber gloves and moved all equipment from Station 1 upwind of the decontamination area. Kept this equipment separate from equipment used to fill the sump.</li> <li>k. Spread a can of STB in each sump and covered the sumps.</li> <li>l. Marked the sumps.</li> <li>m. Submitted an NBC 4 report to higher HQ, defining the areas of contamination resulting from the decontamination operation.</li> </ul> <p>16. The contaminated element conducts reconstitution activities.</p> <ul style="list-style-type: none"> <li>a. Coordinated with supported battalions for assessment and recovery teams.</li> <li>b. Coordinated and requested maintenance support.</li> <li>c. Coordinated and requested medical support.</li> <li>d. Coordinated and established logistical support for resupply activities.</li> </ul>		

TASK PERFORMANCE / EVALUATION SUMMARY BLOCK							
ITERATION	1M	2M	3M	4M	5M		TOTAL
TOTAL TASK STEPS EVALUATED							
TOTAL TASK STEPS "GO"							
TRAINING STATUS "GO"/"NO-GO"							

"\*" indicates a leader task step.

#### SUPPORTING INDIVIDUAL TASKS

Task Number	Task Title
031-503-1014	Identify Chemical Agents Using M8 Detector Paper
031-503-2001	Use M256 or M256A1 Chemical Agent Detector Kit
031-503-3010	Supervise Employment of Nuclear, Biological, or Chemical Markers

**SUPPORTING COLLECTIVE TASKS: NONE**

#### OPFOR TASKS AND STANDARDS

**TASK:** Disrupt Movement (5-OPFOR-0014)



**CONDITION:** The enemy is expected to move through the opposing forces (OPFOR) element's area of operations. The OPFOR element has received an operation order (OPORD) or fragmentary order (FRAGO) to disrupt enemy movement. The enemy has the capability to defend with direct fire and antiarmor weapons.

**STANDARD:** The OPFOR element delays enemy movement. 1. Delays the element. 2. Forces the element to deviate from its route. 3. Prevents the element from reaching its destination. 4. Surprises the element's main body.

**TASK:** Disrupt Defensive Preparations (5-OPFOR-0018)

**CONDITION:** The opposing forces (OPFOR) element has located the enemy. Priority intelligence requirements (PIR) and other intelligence requirements obtained by OPFOR patrols indicate that the enemy elements are establishing defensive positions. The OPFOR element has automatic and antiarmor weapons and light mortars.

**STANDARD:** The OPFOR element disrupts and delays the enemy's defensive preparations. 1. Locates and penetrates the enemy's security system. 2. Forces the enemy to delay defensive preparations. 3. Disrupts the enemy's obstacle preparations.

**TASK:** Disrupt Assembly Area (AA) Activities (5-OPFOR-0013)

**CONDITION:** Intelligence reports indicate that platoon- and company-size enemy units are operating in the opposing forces (OPFOR) area of operations. Enemy units can defend from AAs with direct fire, antiarmor weapons, and indirect fire. The enemy has close air support (CAS) and nuclear, biological, and chemical (NBC) capabilities.

**STANDARD:** The OPFOR element locates and disrupts the enemy's AA activities. 1. Locates the element's AA. 2. Probes the AA with squad- or team-size elements. 3. Inflicts more than 5 percent casualties on the element. 4. Disrupts the element's preparations (prevents or delays beyond the element's allotted time).

**TASK:** Defeat Obstacles (5-OPFOR-0009)

**CONDITION:** The opposing forces (OPFOR) element encounters an obstacle that blocks the avenue of approach as it advances upon the enemy forces.

**STANDARD:** The OPFOR element bypasses or breaches the enemy obstacle. 1. Detects the obstacle before halting its main body. 2. Defeats the obstacle. a. Bypasses the obstacle without entering the engagement areas. b. Breaches the obstacle within 45 minutes and passes its entire force through the obstacle. 3. Does not incur degradation to the point that the mission must be discontinued.

**TASK:** Conduct Terrorist and Saboteur Attacks (5-OPFOR-0005)

**CONDITION:** The opposing forces (OPFOR) element dispatches small teams into the enemy's rear area to disrupt combat service support (CSS) operations.

**STANDARD:** The enemy sustains disrupted command and control (C2), destroyed equipment and supplies, and light casualties. 1. Locates rear support bases and C2 facilities. 2. Delays and disrupts CSS operations through probes. 3. Infiltrates CSS bases to conduct sabotage and terrorist activities. 4. Inflicts light casualties. 5. Destroys supplies and equipment.

**TASK:** Disrupt a Route Reconnaissance (5-OPFOR-0021)

**CONDITION:** The enemy is conducting a route reconnaissance. The opposing forces (OPFOR) element is positioned along the enemy's route.

**STANDARD:** The OPFOR element attempts to disrupt a squad/section conducting a route reconnaissance. 1. Prevents the unit from meeting its specified time schedule. 2. Forces the unit to deviate from its specified route. 3. Prevents the unit from reaching its assigned destination. 4. Surprises the squad/section. 5. Inflicts casualties on the unit.

**TASK:** Disrupt a Net Control Station (NCS) (5-OPFOR-0019)

**CONDITION:** The enemy has established a NCS. The opposing forces (OPFOR) element has radio and jamming equipment.

**STANDARD:** The OPFOR element attempts to disrupt an NCS. 1. Attempts to locate the radio frequency that the unit is operating on. 2. Attempts to enter the radio net. 3. Attempts to issue "bogus" orders to a unit on the net. 4. Jams the radio frequency and forces the unit to go to an alternate frequency.

**TASK:** Disrupt Construction of Vehicle Fighting Positions (5-OPFOR-0020)

**CONDITION:** The opposing forces (OPFOR) element has located the enemy. The priority intelligence requirements (PIR) and other intelligence obtained by OPFOR patrols indicate the enemy is constructing vehicle fighting positions within its defensive area. The OPFOR element has automatic and antiarmor weapons and light mortars.

**STANDARD:** The OPFOR element attempts to disrupt the enemy's efforts to establish vehicle fighting positions. 1. Locates the defensive area. 2. Surprises the main body. 3. Penetrates the defensive area with squad-size probes. 4. Inflicts casualties on the unit. 5. Destroys vehicles. 6. Disrupts the unit's preparations (prevents or delays beyond the unit's allotted time).

**TASK:** Conduct an Aerial Reconnaissance (5-OPFOR-0010)

**CONDITION:** The opposing forces (OPFOR) headquarters (HQ) element requires intelligence on the locations and identification of enemy elements. An aircraft is dispatched to take photographs and make a visual inspection of the enemy rear area.

**STANDARD:** The OPFOR element gathers photograph intelligence of the enemy. 1. Photographs the assigned sectors. 2. Makes quick visual checks where the ceiling is low. 3. Locates enemy positions in the area, particularly support and storage bases, and command and control (C2) facilities. 4. Sustains no loss of aircraft. 5. Reports priority intelligence requirements (PIR) and other information requirements to the OPFOR HQ.

**TASK:** Disrupt an Engineer Reconnaissance (5-OPFOR-0022)

**CONDITION:** The enemy is conducting an engineer reconnaissance. The opposing forces (OPFOR) element is positioned along the enemy's route.

**STANDARD:** The OPFOR element disrupts an engineer reconnaissance. 1. Prevents the unit from meeting its specified time schedule. 2. Forces the unit to deviate from its specified route. 3. Prevents the unit from accomplishing its assigned engineer reconnaissance. 4. Surprises the unit conducting the reconnaissance.

**TASK:** Conduct an Attack (5-OPFOR-0008)

**CONDITION:** The enemy is conducting tactical operations. The opposing forces (OPFOR) element receives orders to attack the enemy, the area of occupation, or the main supply route (MSR) with smoke.

**STANDARD:** The OPFOR element disrupts the enemy's movement and smoke operations. 1. Determines the delivery method of the smoke attack. 2. Locates the target. 3. Delivers the smoke attack downwind. 4. Attacks the enemy with smoke, and surge attacks when the enemy responds to the smoke.

**TASK:** Disrupt Quartering Party Operations (5-OPFOR-0017)

**CONDITION:** The enemy is conducting quartering party operations. It has established an assembly area (AA) but has not moved in the main body.

**STANDARD:** The opposing forces (OPFOR) element attempts to disrupt quartering party operations and infiltrate the enemy's AA. 1. Locates the quartering party and the AA. 2. Surprises the main body. 3. Penetrates the AA with squad-size probes. 4. Inflicts personnel casualties and vehicle damage. 5. Disrupts the unit's preparations (prevents or delays beyond the unit's allotted time).

**TASK:** Disrupt Enemy Movement and Operations Using Tactical Nuclear Weapons (5-OPFOR-0016)

**CONDITION:** The opposing forces (OPFOR) element has located the enemy. Priority intelligence requirements (PIR) and other intelligence requirements have been obtained by OPFOR patrols. Tactical nuclear weapons are employed against key locations in the rear area.

**STANDARD:** The OPFOR element disrupts enemy movement and operations. 1. Disrupts or delays the movement of the enemy's equipment and supplies to the forward areas. 2. Destroys enemy equipment and supplies. 3. Inflicts a high rate of nuclear casualties among the enemy forces. 4. Denies the enemy the use of specified areas. 5. Contaminates the enemy's equipment and supplies.

**TASK:** Disrupt Enemy Movement and Operations Using Persistent and Nonpersistent Chemical Weapons (5-OPFOR-0015)

**CONDITION:** The opposing forces (OPFOR) element has located the enemy. Priority intelligence requirements (PIR) and other intelligence requirements have been obtained by OPFOR patrols. The OPFOR units deliver chemical agents, by means of conventional artillery weapons or aircraft, along selected supply routes and key bases in the rear area.

**STANDARD:** The OPFOR element disrupts enemy movement and operations using persistent and nonpersistent chemical weapons. 1. Delivers chemical agents in low and densely wooded areas. 2. Delays the movement of enemy supplies and equipment to the forward areas. 3. Restricts the movement of the enemy units in the rear area. 4. Channels the movement of enemy units into predesignated ambush areas. 5. Contaminates enemy supplies and equipment. 6. Inflicts a high rate of casualties on enemy forces.

**TASK:** Counter Passage of Lines (5-OPFOR-0012)

**CONDITION:** Enemy forces are in defensive positions, but they are expected to attempt passage-of-lines operations. The opposing forces (OPFOR) received orders to disrupt enemy passage-of-lines operations.

**STANDARD:** The OPFOR element delays or prevents enemy passage of lines. 1. Delays the passage. 2. Prevents the company from moving all personnel through the stationary unit. 3. Engages the main body of either the moving or the stationary unit.

**TASK:** Conduct Air Attacks (5-OPFOR-0002)

**CONDITION:** The opposing forces (OPFOR) element in the rear area has forwarded the positions of the enemy support sites or the locations of moving elements. The OPFOR aircraft have been dispatched to attack enemy installations or convoys.

**STANDARD:** The OPFOR element attempts to delay, disrupt, or damage the enemy targets by air. 1. Locates the target (support sites or convoys). 2. Makes attack runs on the designated targets. 3. Inflicts heavy damage to the selected target. 4. Sustains no loss of aircraft. 5. Delays moving the force for more than one hour.

**TASK:** Surrender to the Capturing Unit on the Battlefield (5-OPFOR-0024)

**CONDITION:** The enemy has captured the opposing forces (OPFOR) element's soldiers, documents, and equipment sensitive to the OPFOR tactical operations.

**STANDARD:** The OPFOR soldiers retain or destroy documents and equipment. The OPFOR element surrenders documents and equipment of no tactical use to the enemy and attempts to conceal or destroy items of tactical value. The OPFOR element attempts escape and evasion. 1. Prevents the successful capture of documents and equipment. 2. Destroys documents and equipment. 3. Removes identifying markings from equipment. 4. Removes unit-identifying insignia. 5. Provides misleading information. 6. Plans an escape. 7. Delays movement to the nearest collection point. 8. Prevents safeguarding of enemy prisoners of war (EPWs) in order to cause embarrassment to the United States (US).

**TASK:** Conduct a Raid (5-OPFOR-0004)

**CONDITION:** The opposing forces (OPFOR) element has occupied an objective rally point and has orders to conduct a raid on a combat service support (CSS) base.

**STANDARD:** The OPFOR element infiltrates the enemy's base and destroys all of the targets. 1. Surprises the enemy forces. 2. Assaults the support base and accomplishes the assigned tasks. 3. Destroys the specified equipment and supplies. 4. Avoids being decisively engaged. 5. Withdraws all personnel from the objective areas within the time prescribed. 6. Obtains all priority intelligence requirements (PIR) from the raid site. 7. Sustains only light casualties from enemy fire.

**TASK:** Attack (5-OPFOR-0001)

**CONDITION:** The opposing forces (OPFOR) element has located the enemy. The priority intelligence requirements (PIR) and other intelligence requirements have been obtained by OPFOR patrols. The OPFOR element has automatic and antiarmor weapons and light mortars.

**STANDARD:** The OPFOR element attempts to seize the terrain, vehicles, or equipment. 1. Develops an attack plan. 2. Surprises the enemy unit's main body. 3. Initiates the attack using a scheme of maneuver that exploits the enemy's flanks, gaps, and weaknesses. 4. Uses covered and concealed routes to approach the enemy forces' flanks, gaps, or weakly held areas. 5. Employs indirect fire to support the attack. 6. Penetrates enemy defenses. 7. Destroys equipment and supplies. 8. Inflicts heavy casualties. 9. Isolates the combat service support (CSS) base by blocking reinforcements. 10. Forces enemy units to displace. 11. Avoids being fixed in one position. 12. Withdraws before the CSS base is reinforced with tactical combat forces.

**TASK:** Conduct Sniper Operations (5-OPFOR-0006)

**CONDITION:** The opposing forces (OPFOR) element has assigned snipers (regular or irregular elements) in the enemy's rear area along the main supply route (MSR) and near support sites.

**STANDARD:** The OPFOR element kills or wounds targets. 1. Sets up a well-concealed location. 2. Engages vehicle drivers or personnel on foot with short bursts of semiautomatic fire. 3. Kills or wounds selected targets. 4. Prevents the position from being discovered by enemy forces. 5. Evacuates the area without being spotted. 6. Reports all specified priority intelligence requirements (PIR) and other intelligence requirements to the OPFOR headquarters (HQ).

**TASK:** Defend a Minefield (5-OPFOR-0023)

**CONDITION:** The enemy is conducting a minefield sweeping operation. The opposing forces (OPFOR) element has a minefield placed in the enemy's path. The minefield is under constant observation and fire.

**STANDARD:** The OPFOR element defends a minefield against an enemy element conducting a minefield sweeping operation. 1. Prevents the unit from detecting the obstacle. 2. Disrupts the minefield sweeping operation. 3. Prevents the unit from conducting the minefield sweeping operation, prevents the unit from moving all personnel through the breach or delays the completion of the minefield sweeping operation for more than 45 minutes.

**TASK:** Conduct an Ambush (5-OPFOR-0007)

**CONDITION:** The enemy is moving in a convoy. The opposing forces (OPFOR) element is positioned along the enemy's route.

**STANDARD:** The OPFOR element inflicts casualties on the enemy and causes vehicle and equipment damage. 1. Prepares an ambush site before the element arrives. 2. Surprises march element forces. 3. Inflicts heavy casualties within the designated kill zone. 4. Inflicts heavy damage to vehicles and equipment within the designated kill zone. 5. Delays the march element from reaching a specified destination for a specified period of time. 6. Withdraws on order. 7. Sustains no casualties. 8. Reports actions to superiors.

**TASK:** Maintain Contact (5-OPFOR-0003)

**CONDITION:** The opposing forces (OPFOR) element is engaged with enemy base defense forces. The enemy forces are withdrawing under pressure.

**STANDARD:** The OPFOR element maintains enemy contact while the enemy withdraws. 1. Engages the enemy forces decisively. 2. Advances the OPFOR as the enemy forces withdraw. 3. Inflicts heavy casualties. 4. Captures the members of the enemy force. 5. Captures documents and equipment. 6. Safeguards captured documents, equipment, and personnel.

**ELEMENTS:** Company Headquarters  
 Three Combat Mobility Platoons  
 Nine Combat Engineer Squads  
 Mobility Support Platoon  
 Three Mobility Sections

**TASK:** Prepare for Operations under Nuclear, Biological, and Chemical (NBC) Conditions (03-3-C201.05-T01A)  
 (FM 3-100) (FM 3-11) (FM 3-3)  
 (FM 3-4)

**ITERATION:** 1 2 3 4 5 M (Circle)

**COMMANDER/LEADER ASSESSMENT:** T P U (Circle)

**CONDITIONS:** Higher headquarters (HQ) informs the unit that opposing forces (OPFOR) are conducting NBC warfare in the area. NBC equipment has been issued. Soldiers carry protective masks with their load-carrying equipment (LCE), having mission-oriented protection posture (MOPP) gear readily available (within the work area). Some iterations of this task should be performed in MOPP4.

**TASK STANDARDS:** The unit uses collective protection or takes measures to limit the effects of NBC attacks and/or contamination and continues the mission. The time required to perform this task is increased when conducting it in mission-oriented protection posture (MOPP) 4.

TASK STEPS AND PERFORMANCE MEASURES	GO	NO-GO
<p>* 1. The element leader checks accountability and serviceability of NBC defense equipment.</p> <ul style="list-style-type: none"> <li>a. Ensured that NBC detection equipment was issued to trained operators.</li> <li>b. Ensured that NBC detection equipment was employed and operating within 15 minutes.</li> <li>c. Identified equipment shortages.</li> <li>d. Took action to obtain replacement equipment.</li> </ul> <p>2. The element assumes MOPP levels as directed by higher HQ or as the NBC situation dictates and is prepared to operate at the time specified in the operation order (OPORD).</p> <ul style="list-style-type: none"> <li>a. Donned masks and hoods within 15 seconds.</li> <li>b. Assumed MOPP 4 within 8 minutes.</li> </ul> <p>3. Soldiers take actions to protect themselves against an NBC attack.</p> <ul style="list-style-type: none"> <li>a. Set up and used collective-protective shelters (if available).</li> <li>b. Prepared protective shelters, such as foxholes with overhead cover.</li> </ul> <p>* 4. The element leader adjusts the MOPP level using MOPP analysis.</p> <ul style="list-style-type: none"> <li>a. Received and analyzed the enemy NBC threat capability. Took the following into consideration:               <ul style="list-style-type: none"> <li>(1) Was the unit targeted or could it be targeted?</li> <li>(2) Did the enemy have the capability to deliver chemical or nuclear weapons?</li> <li>(3) When or where could the enemy most likely deliver the chemical or nuclear weapons?</li> </ul> </li> <li>b. Collected and analyzed weather data. Took the following into consideration:               <ul style="list-style-type: none"> <li>(1) Was it day or night?</li> </ul> </li> </ul>		

TASK STEPS AND PERFORMANCE MEASURES	GO	NO-GO
(2) What were the current weather conditions (see chemical downwind message [CDM] or weather report)? (3) What were weather conditions two, four, and six hours in the future (see CDM or weather report)? c. Analyzed the element's status and mission. Took the following into consideration: (1) What was the mission? (2) What was the work rate? (3) How long did the work take? (4) What were the training and physical levels of the unit? (5) How long did it take to warn all the soldiers of an NBC attack?		

TASK PERFORMANCE / EVALUATION SUMMARY BLOCK							
ITERATION	1	2	3	4	5	M	TOTAL
TOTAL TASK STEPS EVALUATED							
TOTAL TASK STEPS "GO"							
TRAINING STATUS "GO"/"NO-GO"							

"\*\*" indicates a leader task step.

### SUPPORTING INDIVIDUAL TASKS

<b>Task Number</b>	<b>Task Title</b>
031-503-3008	Implement Mission-Oriented Protective Posture

### SUPPORTING COLLECTIVE TASKS: NONE

### OPFOR TASKS AND STANDARDS

**TASK:** Disrupt Defensive Preparations (5-OPFOR-0018)

**CONDITION:** The opposing forces (OPFOR) element has located the enemy. Priority intelligence requirements (PIR) and other intelligence requirements obtained by OPFOR patrols indicate that the enemy elements are establishing defensive positions. The OPFOR element has automatic and antiarmor weapons and light mortars.

**STANDARD:** The OPFOR element disrupts and delays the enemy's defensive preparations. 1. Locates and penetrates the enemy's security system. 2. Forces the enemy to delay defensive preparations. 3. Disrupts the enemy's obstacle preparations.

**TASK:** Disrupt Movement (5-OPFOR-0014)

**CONDITION:** The enemy is expected to move through the opposing forces (OPFOR) element's area of operations. The OPFOR element has received an operation order (OPORD) or fragmentary order (FRAGO) to disrupt enemy movement. The enemy has the capability to defend with direct fire and antiarmor weapons.

**STANDARD:** The OPFOR element delays enemy movement. 1. Delays the element. 2. Forces the element to deviate from its route. 3. Prevents the element from reaching its destination. 4. Surprises the element's main body.

**TASK:** Disrupt Assembly Area (AA) Activities (5-OPFOR-0013)

**CONDITION:** Intelligence reports indicate that platoon- and company-size enemy units are operating in the opposing forces (OPFOR) area of operations. Enemy units can defend from AAs with direct fire, antiarmor weapons, and indirect fire. The enemy has close air support (CAS) and nuclear, biological, and chemical (NBC) capabilities.

**STANDARD:** The OPFOR element locates and disrupts the enemy's AA activities. 1. Locates the element's AA. 2. Probes the AA with squad- or team-size elements. 3. Inflicts more than 5 percent casualties on the element. 4. Disrupts the element's preparations (prevents or delays beyond the element's allotted time).

**TASK:** Defeat Obstacles (5-OPFOR-0009)

**CONDITION:** The opposing forces (OPFOR) element encounters an obstacle that blocks the avenue of approach as it advances upon the enemy forces.

**STANDARD:** The OPFOR element bypasses or breaches the enemy obstacle. 1. Detects the obstacle before halting its main body. 2. Defeats the obstacle. a. Bypasses the obstacle without entering the engagement areas. b. Breaches the obstacle within 45 minutes and passes its entire force through the obstacle. 3. Does not incur degradation to the point that the mission must be discontinued.

**TASK:** Disrupt a Route Reconnaissance (5-OPFOR-0021)

**CONDITION:** The enemy is conducting a route reconnaissance. The opposing forces (OPFOR) element is positioned along the enemy's route.

**STANDARD:** The OPFOR element attempts to disrupt a squad/section conducting a route reconnaissance. 1. Prevents the unit from meeting its specified time schedule. 2. Forces the unit to deviate from its specified route. 3. Prevents the unit from reaching its assigned destination. 4. Surprises the squad/section. 5. Inflicts casualties on the unit.

**TASK:** Conduct Terrorist and Saboteur Attacks (5-OPFOR-0005)

**CONDITION:** The opposing forces (OPFOR) element dispatches small teams into the enemy's rear area to disrupt combat service support (CSS) operations.

**STANDARD:** The enemy sustains disrupted command and control (C2), destroyed equipment and supplies, and light casualties. 1. Locates rear support bases and C2 facilities. 2. Delays and disrupts CSS operations through probes. 3. Infiltrates CSS bases to conduct sabotage and terrorist activities. 4. Inflicts light casualties. 5. Destroys supplies and equipment.

**TASK:** Disrupt a Net Control Station (NCS) (5-OPFOR-0019)

**CONDITION:** The enemy has established a NCS. The opposing forces (OPFOR) element has radio and jamming equipment.

**STANDARD:** The OPFOR element attempts to disrupt an NCS. 1. Attempts to locate the radio frequency that the unit is operating on. 2. Attempts to enter the radio net. 3. Attempts to issue "bogus" orders to a unit on the net. 4. Jams the radio frequency and forces the unit to go to an alternate frequency.



**TASK:** Disrupt Construction of Vehicle Fighting Positions (5-OPFOR-0020)

**CONDITION:** The opposing forces (OPFOR) element has located the enemy. The priority intelligence requirements (PIR) and other intelligence obtained by OPFOR patrols indicate the enemy is constructing vehicle fighting positions within its defensive area. The OPFOR element has automatic and antiarmor weapons and light mortars.

**STANDARD:** The OPFOR element attempts to disrupt the enemy's efforts to establish vehicle fighting positions. 1. Locates the defensive area. 2. Surprises the main body. 3. Penetrates the defensive area with squad-size probes. 4. Inflicts casualties on the unit. 5. Destroys vehicles. 6. Disrupts the unit's preparations (prevents or delays beyond the unit's allotted time).

**TASK:** Conduct an Aerial Reconnaissance (5-OPFOR-0010)

**CONDITION:** The opposing forces (OPFOR) headquarters (HQ) element requires intelligence on the locations and identification of enemy elements. An aircraft is dispatched to take photographs and make a visual inspection of the enemy rear area.

**STANDARD:** The OPFOR element gathers photograph intelligence of the enemy. 1. Photographs the assigned sectors. 2. Makes quick visual checks where the ceiling is low. 3. Locates enemy positions in the area, particularly support and storage bases, and command and control (C2) facilities. 4. Sustains no loss of aircraft. 5. Reports priority intelligence requirements (PIR) and other information requirements to the OPFOR HQ.

**TASK:** Disrupt an Engineer Reconnaissance (5-OPFOR-0022)

**CONDITION:** The enemy is conducting an engineer reconnaissance. The opposing forces (OPFOR) element is positioned along the enemy's route.

**STANDARD:** The OPFOR element disrupts an engineer reconnaissance. 1. Prevents the unit from meeting its specified time schedule. 2. Forces the unit to deviate from its specified route. 3. Prevents the unit from accomplishing its assigned engineer reconnaissance. 4. Surprises the unit conducting the reconnaissance.

**TASK:** Conduct an Attack (5-OPFOR-0008)

**CONDITION:** The enemy is conducting tactical operations. The opposing forces (OPFOR) element receives orders to attack the enemy, the area of occupation, or the main supply route (MSR) with smoke.

**STANDARD:** The OPFOR element disrupts the enemy's movement and smoke operations. 1. Determines the delivery method of the smoke attack. 2. Locates the target. 3. Delivers the smoke attack downwind. 4. Attacks the enemy with smoke, and surge attacks when the enemy responds to the smoke.

**TASK:** Disrupt Quartering Party Operations (5-OPFOR-0017)

**CONDITION:** The enemy is conducting quartering party operations. It has established an assembly area (AA) but has not moved in the main body.

**STANDARD:** The opposing forces (OPFOR) element attempts to disrupt quartering party operations and infiltrate the enemy's AA. 1. Locates the quartering party and the AA. 2. Surprises the main body. 3. Penetrates the AA with squad-size probes. 4. Inflicts personnel casualties and vehicle damage. 5. Disrupts the unit's preparations (prevents or delays beyond the unit's allotted time).

**TASK:** Disrupt Enemy Movement and Operations Using Tactical Nuclear Weapons (5-OPFOR-0016)

**CONDITION:** The opposing forces (OPFOR) element has located the enemy. Priority intelligence requirements (PIR) and other intelligence requirements have been obtained by OPFOR patrols. Tactical nuclear weapons are employed against key locations in the rear area.

**STANDARD:** The OPFOR element disrupts enemy movement and operations. 1. Disrupts or delays the movement of the enemy's equipment and supplies to the forward areas. 2. Destroys enemy equipment and supplies. 3. Inflicts a high rate of nuclear casualties among the enemy forces. 4. Denies the enemy the use of specified areas. 5. Contaminates the enemy's equipment and supplies.

**TASK:** Disrupt Enemy Movement and Operations Using Persistent and Nonpersistent Chemical Weapons (5-OPFOR-0015)

**CONDITION:** The opposing forces (OPFOR) element has located the enemy. Priority intelligence requirements (PIR) and other intelligence requirements have been obtained by OPFOR patrols. The OPFOR units deliver chemical agents, by means of conventional artillery weapons or aircraft, along selected supply routes and key bases in the rear area.

**STANDARD:** The OPFOR element disrupts enemy movement and operations using persistent and nonpersistent chemical weapons. 1. Delivers chemical agents in low and densely wooded areas. 2. Delays the movement of enemy supplies and equipment to the forward areas. 3. Restricts the movement of the enemy units in the rear area. 4. Channels the movement of enemy units into predesignated ambush areas. 5. Contaminates enemy supplies and equipment. 6. Inflicts a high rate of casualties on enemy forces.

**TASK:** Counter Passage of Lines (5-OPFOR-0012)

**CONDITION:** Enemy forces are in defensive positions, but they are expected to attempt passage-of-lines operations. The opposing forces (OPFOR) received orders to disrupt enemy passage-of-lines operations.

**STANDARD:** The OPFOR element delays or prevents enemy passage of lines. 1. Delays the passage. 2. Prevents the company from moving all personnel through the stationary unit. 3. Engages the main body of either the moving or the stationary unit.

**TASK:** Conduct Air Attacks (5-OPFOR-0002)

**CONDITION:** The opposing forces (OPFOR) element in the rear area has forwarded the positions of the enemy support sites or the locations of moving elements. The OPFOR aircraft have been dispatched to attack enemy installations or convoys.

**STANDARD:** The OPFOR element attempts to delay, disrupt, or damage the enemy targets by air. 1. Locates the target (support sites or convoys). 2. Makes attack runs on the designated targets. 3. Inflicts heavy damage to the selected target. 4. Sustains no loss of aircraft. 5. Delays moving the force for more than one hour.

**TASK:** Surrender to the Capturing Unit on the Battlefield (5-OPFOR-0024)

**CONDITION:** The enemy has captured the opposing forces (OPFOR) element's soldiers, documents, and equipment sensitive to the OPFOR tactical operations.

**STANDARD:** The OPFOR soldiers retain or destroy documents and equipment. The OPFOR element surrenders documents and equipment of no tactical use to the enemy and attempts to conceal or destroy items of tactical value. The OPFOR element attempts escape and evasion. 1. Prevents the successful capture of documents and equipment. 2. Destroys documents and equipment. 3. Removes identifying markings from equipment. 4. Removes unit-identifying insignia. 5. Provides misleading information. 6. Plans an escape. 7. Delays movement to the nearest collection point. 8. Prevents safeguarding of enemy prisoners of war (EPWs) in order to cause embarrassment to the United States (US).

**TASK:** Conduct a Raid (5-OPFOR-0004)

**CONDITION:** The opposing forces (OPFOR) element has occupied an objective rally point and has orders to conduct a raid on a combat service support (CSS) base.

**STANDARD:** The OPFOR element infiltrates the enemy's base and destroys all of the targets. 1. Surprises the enemy forces. 2. Assaults the support base and accomplishes the assigned tasks. 3. Destroys the specified equipment and supplies. 4. Avoids being decisively engaged. 5. Withdraws all personnel from the objective areas within the time prescribed. 6. Obtains all priority intelligence requirements (PIR) from the raid site. 7. Sustains only light casualties from enemy fire.

**TASK:** Attack (5-OPFOR-0001)

**CONDITION:** The opposing forces (OPFOR) element has located the enemy. The priority intelligence requirements (PIR) and other intelligence requirements have been obtained by OPFOR patrols. The OPFOR element has automatic and antiarmor weapons and light mortars.

**STANDARD:** The OPFOR element attempts to seize the terrain, vehicles, or equipment. 1. Develops an attack plan. 2. Surprises the enemy unit's main body. 3. Initiates the attack using a scheme of maneuver that exploits the enemy's flanks, gaps, and weaknesses. 4. Uses covered and concealed routes to approach the enemy forces' flanks, gaps, or weakly held areas. 5. Employs indirect fire to support the attack. 6. Penetrates enemy defenses. 7. Destroys equipment and supplies. 8. Inflicts heavy casualties. 9. Isolates the combat service support (CSS) base by blocking reinforcements. 10. Forces enemy units to displace. 11. Avoids being fixed in one position. 12. Withdraws before the CSS base is reinforced with tactical combat forces.

**TASK:** Conduct Sniper Operations (5-OPFOR-0006)

**CONDITION:** The opposing forces (OPFOR) element has assigned snipers (regular or irregular elements) in the enemy's rear area along the main supply route (MSR) and near support sites.

**STANDARD:** The OPFOR element kills or wounds targets. 1. Sets up a well-concealed location. 2. Engages vehicle drivers or personnel on foot with short bursts of semiautomatic fire. 3. Kills or wounds selected targets. 4. Prevents the position from being discovered by enemy forces. 5. Evacuates the area without being spotted. 6. Reports all specified priority intelligence requirements (PIR) and other intelligence requirements to the OPFOR headquarters (HQ).

**TASK:** Defend a Minefield (5-OPFOR-0023)

**CONDITION:** The enemy is conducting a minefield sweeping operation. The opposing forces (OPFOR) element has a minefield placed in the enemy's path. The minefield is under constant observation and fire.

**STANDARD:** The OPFOR element defends a minefield against an enemy element conducting a minefield sweeping operation. 1. Prevents the unit from detecting the obstacle. 2. Disrupts the minefield sweeping operation. 3. Prevents the unit from conducting the minefield sweeping operation, prevents the unit from moving all personnel through the breach or delays the completion of the minefield sweeping operation for more than 45 minutes.

**TASK:** Conduct an Ambush (5-OPFOR-0007)

**CONDITION:** The enemy is moving in a convoy. The opposing forces (OPFOR) element is positioned along the enemy's route.

**STANDARD:** The OPFOR element inflicts casualties on the enemy and causes vehicle and equipment damage. 1. Prepares an ambush site before the element arrives. 2. Surprises march element forces. 3. Inflicts heavy casualties within the designated kill zone. 4. Inflicts heavy damage to vehicles and equipment within the designated kill zone. 5. Delays the march element from reaching a specified destination for a specified period of time. 6. Withdraws on order. 7. Sustains no casualties. 8. Reports actions to superiors.

**TASK:** Maintain Contact (5-OPFOR-0003)

**CONDITION:** The opposing forces (OPFOR) element is engaged with enemy base defense forces. The enemy forces are withdrawing under pressure.

**STANDARD:** The OPFOR element maintains enemy contact while the enemy withdraws. 1. Engages the enemy forces decisively. 2. Advances the OPFOR as the enemy forces withdraw. 3. Inflicts heavy casualties. 4. Captures the members of the enemy force. 5. Captures documents and equipment. 6. Safeguards captured documents, equipment, and personnel.

**ELEMENTS:** Company Headquarters  
 Three Combat Mobility Platoons  
 Nine Combat Engineer Squads  
 Mobility Support Platoon  
 Three Mobility Sections

**TASK:** Prepare for a Chemical Attack (03-3-C202.05-T01A)  
 (FM 3-100) (FM 3-11) (FM 3-4)

**ITERATION:** 1 2 3 4 5 M (Circle)

**COMMANDER/LEADER ASSESSMENT:** T P U (Circle)

**CONDITIONS:** Opposing forces (OPFOR) are conducting chemical warfare or intelligence indicates its use is imminent. Higher headquarters (HQ) directs implementation of actions to minimize casualties and limit contamination. Some iterations of this task should be performed in MOPP4.

**TASK STANDARDS:** Unit personnel assume mission-oriented protection posture (MOPP) 4 within 8 minutes and complete preparation efforts before the attack or its effects reach their location. The unit protects its personnel, equipment, food, and water and continues its mission. The time required to perform this task is increased when conducting it in mission-oriented protection posture (MOPP) 4.

TASK STEPS AND PERFORMANCE MEASURES	GO	NO-GO
<p>* 1. The element leader issues a warning order.</p> <p>2. Element personnel start defensive preparations for a chemical attack.</p> <ul style="list-style-type: none"> <li>a. Assumed MOPP 4 within 8 minutes after notification.</li> <li>b. Attached M9 detector paper to their right arms, left wrists, either their right or left ankles, and the vehicles.</li> <li>c. Conducted MOPP field sanitation procedures.</li> <li>d. Emplaced chemical-agent alarms upwind of their position.</li> </ul> <p>3. Element personnel prepare fighting positions or shelters.</p> <ul style="list-style-type: none"> <li>a. Used existing, natural, or man-made facilities (such as caves, ditches, culverts, and tunnels) as fighting positions and shelters.</li> <li>b. Dug fighting positions and bunkers with overhead cover.</li> </ul> <p>NOTE: Fighting positions should have overhead cover consisting of a minimum of 18 inches of soil, if time permits.</p> <p>* 4. The noncommissioned officers (NCOs) check personnel and fighting positions.</p> <ul style="list-style-type: none"> <li>a. Ensured that personnel were at MOPP 4.</li> <li>b. Ensured that individual and element fighting positions were hardened with sandbags and overhead cover.</li> </ul> <p>* 5. The element leader takes additional actions consistent with the tactical situation by increasing, decreasing, or modifying the MOPP level as appropriate.</p>		

TASK PERFORMANCE / EVALUATION SUMMARY BLOCK							
ITERATION	1	2	3	4	5	M	TOTAL
TOTAL TASK STEPS EVALUATED							
TOTAL TASK STEPS "GO"							
TRAINING STATUS "GO"/"NO-GO"							

"\*\*" indicates a leader task step.

#### SUPPORTING INDIVIDUAL TASKS

<b>Task Number</b>	<b>Task Title</b>
031-503-3008	Implement Mission-Oriented Protective Posture

**SUPPORTING COLLECTIVE TASKS: NONE**

#### OPFOR TASKS AND STANDARDS

**TASK:** Defend a Minefield (5-OPFOR-0023)

**CONDITION:** The enemy is conducting a minefield sweeping operation. The opposing forces (OPFOR) element has a minefield placed in the enemy's path. The minefield is under constant observation and fire.

**STANDARD:** The OPFOR element defends a minefield against an enemy element conducting a minefield sweeping operation. 1. Prevents the unit from detecting the obstacle. 2. Disrupts the minefield sweeping operation. 3. Prevents the unit from conducting the minefield sweeping operation, prevents the unit from moving all personnel through the breach or delays the completion of the minefield sweeping operation for more than 45 minutes.

**TASK:** Disrupt Movement (5-OPFOR-0014)

**CONDITION:** The enemy is expected to move through the opposing forces (OPFOR) element's area of operations. The OPFOR element has received an operation order (OPORD) or fragmentary order (FRAGO) to disrupt enemy movement. The enemy has the capability to defend with direct fire and antiarmor weapons.

**STANDARD:** The OPFOR element delays enemy movement. 1. Delays the element. 2. Forces the element to deviate from its route. 3. Prevents the element from reaching its destination. 4. Surprises the element's main body.

**TASK:** Surrender to the Capturing Unit on the Battlefield (5-OPFOR-0024)

**CONDITION:** The enemy has captured the opposing forces (OPFOR) element's soldiers, documents, and equipment sensitive to the OPFOR tactical operations.

**STANDARD:** The OPFOR soldiers retain or destroy documents and equipment. The OPFOR element surrenders documents and equipment of no tactical use to the enemy and attempts to conceal or destroy items of tactical value. The OPFOR element attempts escape and evasion. 1. Prevents the successful capture of documents and equipment. 2. Destroys documents and equipment. 3. Removes identifying markings from equipment. 4. Removes unit-identifying insignia. 5. Provides misleading information. 6. Plans an escape. 7. Delays movement to the nearest collection point. 8. Prevents safeguarding of enemy prisoners of war (EPWs) in order to cause embarrassment to the United States (US).

**TASK:** Disrupt Defensive Preparations (5-OPFOR-0018)

**CONDITION:** The opposing forces (OPFOR) element has located the enemy. Priority intelligence requirements (PIR) and other intelligence requirements obtained by OPFOR patrols indicate that the enemy elements are establishing defensive positions. The OPFOR element has automatic and antiarmor weapons and light mortars.

**STANDARD:** The OPFOR element disrupts and delays the enemy's defensive preparations. 1. Locates and penetrates the enemy's security system. 2. Forces the enemy to delay defensive preparations. 3. Disrupts the enemy's obstacle preparations.

**TASK:** Defeat Obstacles (5-OPFOR-0009)

**CONDITION:** The opposing forces (OPFOR) element encounters an obstacle that blocks the avenue of approach as it advances upon the enemy forces.

**STANDARD:** The OPFOR element bypasses or breaches the enemy obstacle. 1. Detects the obstacle before halting its main body. 2. Defeats the obstacle. a. Bypasses the obstacle without entering the engagement areas. b. Breaches the obstacle within 45 minutes and passes its entire force through the obstacle. 3. Does not incur degradation to the point that the mission must be discontinued.

**TASK:** Disrupt Assembly Area (AA) Activities (5-OPFOR-0013)

**CONDITION:** Intelligence reports indicate that platoon- and company-size enemy units are operating in the opposing forces (OPFOR) area of operations. Enemy units can defend from AAs with direct fire, antiarmor weapons, and indirect fire. The enemy has close air support (CAS) and nuclear, biological, and chemical (NBC) capabilities.

**STANDARD:** The OPFOR element locates and disrupts the enemy's AA activities. 1. Locates the element's AA. 2. Probes the AA with squad- or team-size elements. 3. Inflicts more than 5 percent casualties on the element. 4. Disrupts the element's preparations (prevents or delays beyond the element's allotted time).

**TASK:** Disrupt a Route Reconnaissance (5-OPFOR-0021)

**CONDITION:** The enemy is conducting a route reconnaissance. The opposing forces (OPFOR) element is positioned along the enemy's route.

**STANDARD:** The OPFOR element attempts to disrupt a squad/section conducting a route reconnaissance. 1. Prevents the unit from meeting its specified time schedule. 2. Forces the unit to deviate from its specified route. 3. Prevents the unit from reaching its assigned destination. 4. Surprises the squad/section. 5. Inflicts casualties on the unit.

**TASK:** Conduct Terrorist and Saboteur Attacks (5-OPFOR-0005)

**CONDITION:** The opposing forces (OPFOR) element dispatches small teams into the enemy's rear area to disrupt combat service support (CSS) operations.

**STANDARD:** The enemy sustains disrupted command and control (C2), destroyed equipment and supplies, and light casualties. 1. Locates rear support bases and C2 facilities. 2. Delays and disrupts CSS operations through probes. 3. Infiltrates CSS bases to conduct sabotage and terrorist activities. 4. Inflicts light casualties. 5. Destroys supplies and equipment.

**TASK:** Disrupt a Net Control Station (NCS) (5-OPFOR-0019)

**CONDITION:** The enemy has established a NCS. The opposing forces (OPFOR) element has radio and jamming equipment.

**STANDARD:** The OPFOR element attempts to disrupt an NCS. 1. Attempts to locate the radio frequency that the unit is operating on. 2. Attempts to enter the radio net. 3. Attempts to issue "bogus" orders to a unit on the net. 4. Jams the radio frequency and forces the unit to go to an alternate frequency.

**TASK:** Disrupt Construction of Vehicle Fighting Positions (5-OPFOR-0020)

**CONDITION:** The opposing forces (OPFOR) element has located the enemy. The priority intelligence requirements (PIR) and other intelligence obtained by OPFOR patrols indicate the enemy is constructing vehicle fighting positions within its defensive area. The OPFOR element has automatic and antiarmor weapons and light mortars.

**STANDARD:** The OPFOR element attempts to disrupt the enemy's efforts to establish vehicle fighting positions. 1. Locates the defensive area. 2. Surprises the main body. 3. Penetrates the defensive area with squad-size probes. 4. Inflicts casualties on the unit. 5. Destroys vehicles. 6. Disrupts the unit's preparations (prevents or delays beyond the unit's allotted time).

**TASK:** Conduct an Aerial Reconnaissance (5-OPFOR-0010)

**CONDITION:** The opposing forces (OPFOR) headquarters (HQ) element requires intelligence on the locations and identification of enemy elements. An aircraft is dispatched to take photographs and make a visual inspection of the enemy rear area.

**STANDARD:** The OPFOR element gathers photograph intelligence of the enemy. 1. Photographs the assigned sectors. 2. Makes quick visual checks where the ceiling is low. 3. Locates enemy positions in the area, particularly support and storage bases, and command and control (C2) facilities. 4. Sustains no loss of aircraft. 5. Reports priority intelligence requirements (PIR) and other information requirements to the OPFOR HQ.

**TASK:** Disrupt an Engineer Reconnaissance (5-OPFOR-0022)

**CONDITION:** The enemy is conducting an engineer reconnaissance. The opposing forces (OPFOR) element is positioned along the enemy's route.

**STANDARD:** The OPFOR element disrupts an engineer reconnaissance. 1. Prevents the unit from meeting its specified time schedule. 2. Forces the unit to deviate from its specified route. 3. Prevents the unit from accomplishing its assigned engineer reconnaissance. 4. Surprises the unit conducting the reconnaissance.

**TASK:** Conduct an Attack (5-OPFOR-0008)

**CONDITION:** The enemy is conducting tactical operations. The opposing forces (OPFOR) element receives orders to attack the enemy, the area of occupation, or the main supply route (MSR) with smoke.

**STANDARD:** The OPFOR element disrupts the enemy's movement and smoke operations. 1. Determines the delivery method of the smoke attack. 2. Locates the target. 3. Delivers the smoke attack downwind. 4. Attacks the enemy with smoke, and surge attacks when the enemy responds to the smoke.

**TASK:** Disrupt Quartering Party Operations (5-OPFOR-0017)

**CONDITION:** The enemy is conducting quartering party operations. It has established an assembly area (AA) but has not moved in the main body.



**STANDARD:** The opposing forces (OPFOR) element attempts to disrupt quartering party operations and infiltrate the enemy's AA. 1. Locates the quartering party and the AA. 2. Surprises the main body. 3. Penetrates the AA with squad-size probes. 4. Inflicts personnel casualties and vehicle damage. 5. Disrupts the unit's preparations (prevents or delays beyond the unit's allotted time).

**TASK:** Disrupt Enemy Movement and Operations Using Tactical Nuclear Weapons (5-OPFOR-0016)

**CONDITION:** The opposing forces (OPFOR) element has located the enemy. Priority intelligence requirements (PIR) and other intelligence requirements have been obtained by OPFOR patrols. Tactical nuclear weapons are employed against key locations in the rear area.

**STANDARD:** The OPFOR element disrupts enemy movement and operations. 1. Disrupts or delays the movement of the enemy's equipment and supplies to the forward areas. 2. Destroys enemy equipment and supplies. 3. Inflicts a high rate of nuclear casualties among the enemy forces. 4. Denies the enemy the use of specified areas. 5. Contaminates the enemy's equipment and supplies.

**TASK:** Disrupt Enemy Movement and Operations Using Persistent and Nonpersistent Chemical Weapons (5-OPFOR-0015)

**CONDITION:** The opposing forces (OPFOR) element has located the enemy. Priority intelligence requirements (PIR) and other intelligence requirements have been obtained by OPFOR patrols. The OPFOR units deliver chemical agents, by means of conventional artillery weapons or aircraft, along selected supply routes and key bases in the rear area.

**STANDARD:** The OPFOR element disrupts enemy movement and operations using persistent and nonpersistent chemical weapons. 1. Delivers chemical agents in low and densely wooded areas. 2. Delays the movement of enemy supplies and equipment to the forward areas. 3. Restricts the movement of the enemy units in the rear area. 4. Channels the movement of enemy units into predesignated ambush areas. 5. Contaminates enemy supplies and equipment. 6. Inflicts a high rate of casualties on enemy forces.

**TASK:** Counter Passage of Lines (5-OPFOR-0012)

**CONDITION:** Enemy forces are in defensive positions, but they are expected to attempt passage-of-lines operations. The opposing forces (OPFOR) received orders to disrupt enemy passage-of-lines operations.

**STANDARD:** The OPFOR element delays or prevents enemy passage of lines. 1. Delays the passage. 2. Prevents the company from moving all personnel through the stationary unit. 3. Engages the main body of either the moving or the stationary unit.

**TASK:** Conduct Air Attacks (5-OPFOR-0002)

**CONDITION:** The opposing forces (OPFOR) element in the rear area has forwarded the positions of the enemy support sites or the locations of moving elements. The OPFOR aircraft have been dispatched to attack enemy installations or convoys.

**STANDARD:** The OPFOR element attempts to delay, disrupt, or damage the enemy targets by air. 1. Locates the target (support sites or convoys). 2. Makes attack runs on the designated targets. 3. Inflicts heavy damage to the selected target. 4. Sustains no loss of aircraft. 5. Delays moving the force for more than one hour.

**TASK:** Conduct a Raid (5-OPFOR-0004)

**CONDITION:** The opposing forces (OPFOR) element has occupied an objective rally point and has orders to conduct a raid on a combat service support (CSS) base.

**STANDARD:** The OPFOR element infiltrates the enemy's base and destroys all of the targets. 1. Surprises the enemy forces. 2. Assaults the support base and accomplishes the assigned tasks. 3. Destroys the specified equipment and supplies. 4. Avoids being decisively engaged. 5. Withdraws all personnel from the objective areas within the time prescribed. 6. Obtains all priority intelligence requirements (PIR) from the raid site. 7. Sustains only light casualties from enemy fire.

**TASK:** Attack (5-OPFOR-0001)

**CONDITION:** The opposing forces (OPFOR) element has located the enemy. The priority intelligence requirements (PIR) and other intelligence requirements have been obtained by OPFOR patrols. The OPFOR element has automatic and antiarmor weapons and light mortars.

**STANDARD:** The OPFOR element attempts to seize the terrain, vehicles, or equipment. 1. Develops an attack plan. 2. Surprises the enemy unit's main body. 3. Initiates the attack using a scheme of maneuver that exploits the enemy's flanks, gaps, and weaknesses. 4. Uses covered and concealed routes to approach the enemy forces' flanks, gaps, or weakly held areas. 5. Employs indirect fire to support the attack. 6. Penetrates enemy defenses. 7. Destroys equipment and supplies. 8. Inflicts heavy casualties. 9. Isolates the combat service support (CSS) base by blocking reinforcements. 10. Forces enemy units to displace. 11. Avoids being fixed in one position. 12. Withdraws before the CSS base is reinforced with tactical combat forces.

**TASK:** Conduct Sniper Operations (5-OPFOR-0006)

**CONDITION:** The opposing forces (OPFOR) element has assigned snipers (regular or irregular elements) in the enemy's rear area along the main supply route (MSR) and near support sites.

**STANDARD:** The OPFOR element kills or wounds targets. 1. Sets up a well-concealed location. 2. Engages vehicle drivers or personnel on foot with short bursts of semiautomatic fire. 3. Kills or wounds selected targets. 4. Prevents the position from being discovered by enemy forces. 5. Evacuates the area without being spotted. 6. Reports all specified priority intelligence requirements (PIR) and other intelligence requirements to the OPFOR headquarters (HQ).

**TASK:** Maintain Contact (5-OPFOR-0003)

**CONDITION:** The opposing forces (OPFOR) element is engaged with enemy base defense forces. The enemy forces are withdrawing under pressure.

**STANDARD:** The OPFOR element maintains enemy contact while the enemy withdraws. 1. Engages the enemy forces decisively. 2. Advances the OPFOR as the enemy forces withdraw. 3. Inflicts heavy casualties. 4. Captures the members of the enemy force. 5. Captures documents and equipment. 6. Safeguards captured documents, equipment, and personnel.

**TASK:** Conduct an Ambush (5-OPFOR-0007)

**CONDITION:** The enemy is moving in a convoy. The opposing forces (OPFOR) element is positioned along the enemy's route.

**STANDARD:** The OPFOR element inflicts casualties on the enemy and causes vehicle and equipment damage. 1. Prepares an ambush site before the element arrives. 2. Surprises march element forces. 3. Inflicts heavy casualties within the designated kill zone. 4. Inflicts heavy damage to vehicles and equipment within the designated kill zone. 5. Delays the march element from reaching a specified destination for a specified period of time. 6. Withdraws on order. 7. Sustains no casualties. 8. Reports actions to superiors.

**ELEMENTS:** Company Headquarters  
 Three Combat Mobility Platoons  
 Nine Combat Engineer Squads  
 Mobility Support Platoon  
 Three Mobility Sections

**TASK:** Respond to a Chemical Attack (03-3-C203.05-T01A)  
 (FM 3-4) (FM 3-100) (FM 3-11)  
 (FM 3-3) (FM 3-5)

**ITERATION:** 1M 2M 3M 4M 5M (Circle)

**COMMANDER/LEADER ASSESSMENT:** T P U (Circle)

**CONDITIONS:** The unit is deployed in mission-oriented protection posture (MOPP) 2. Intelligence indicates that opposing forces (OPFOR) have initiated chemical warfare. The automatic alarm sounds or the detector paper changes color, causing the unit to react. This task is always performed in MOPP4.

**TASK STANDARDS:** The soldiers sound the alarm (vocal or nonvocal), immediately assume MOPP 4, and use available shelter to prevent further exposure to contamination. The unit reacts to the chemical alarm within 9 seconds.

TASK STEPS AND PERFORMANCE MEASURES	GO	NO-GO
<p>* 1. Element leaders ensure that soldiers react to the sound of the chemical-agent alarm or recognize the indicators for a chemical or biological attack.</p> <ul style="list-style-type: none"> <li>a. Gave the alarm (vocal or nonvocal).</li> <li>b. Ensured that soldiers put on their protective masks within 9 seconds.</li> <li>c. Assumed MOPP 4 as soon as possible.</li> <li>d. Sought additional shelter, if available.</li> <li>e. Administered a nerve-agent antidote (buddy aid) to other soldiers with symptoms of nerve-agent poisoning (if applicable).</li> <li>f. Administered nerve-agent antidotes to selves (if applicable).</li> <li>g. Checked soldiers to ensure that protective measures were followed.</li> </ul> <p>2. Soldiers take additional protective measures.</p> <ul style="list-style-type: none"> <li>a. Protected exposed equipment and supplies.</li> <li>b. Monitored the area by testing it with detector kits.</li> <li>c. Used prevention procedures, such as marking contaminated areas.</li> </ul> <p>3. Soldiers conduct immediate decontamination.</p> <ul style="list-style-type: none"> <li>a. Conducted skin decontamination.</li> <li>b. Wiped down personal equipment with M291 or M280 decontamination kits.</li> <li>c. Conducted operator's spray-down of equipment.</li> </ul> <p>* 4. Element leaders initiate unmasking procedures and report to higher headquarters (HQ).</p> <ul style="list-style-type: none"> <li>a. Ensured that casualties were provided with medical care.</li> <li>b. Reported casualties.</li> <li>c. Submitted a nuclear, biological, and chemical (NBC) 1 report to higher HQ immediately.</li> <li>d. Continued the mission or requested movement to an alternate location.</li> </ul>		

TASK PERFORMANCE / EVALUATION SUMMARY BLOCK							
ITERATION	1M	2M	3M	4M	5M		TOTAL
TOTAL TASK STEPS EVALUATED							
TOTAL TASK STEPS "GO"							
TRAINING STATUS "GO"/"NO-GO"							

"\*" indicates a leader task step.

#### SUPPORTING INDIVIDUAL TASKS

Task Number	Task Title
081-831-1000	Evaluate a Casualty
081-831-1030	Administer Nerve Agent Antidote to Self (Self-Aid)
081-831-1031	Administer First Aid to a Nerve Agent Casualty (Buddy-Aid)

#### SUPPORTING COLLECTIVE TASKS: NONE

#### OPFOR TASKS AND STANDARDS

**TASK:** Defend a Minefield (5-OPFOR-0023)

**CONDITION:** The enemy is conducting a minefield sweeping operation. The opposing forces (OPFOR) element has a minefield placed in the enemy's path. The minefield is under constant observation and fire.

**STANDARD:** The OPFOR element defends a minefield against an enemy element conducting a minefield sweeping operation. 1. Prevents the unit from detecting the obstacle. 2. Disrupts the minefield sweeping operation. 3. Prevents the unit from conducting the minefield sweeping operation, prevents the unit from moving all personnel through the breach or delays the completion of the minefield sweeping operation for more than 45 minutes.

**TASK:** Disrupt Movement (5-OPFOR-0014)

**CONDITION:** The enemy is expected to move through the opposing forces (OPFOR) element's area of operations. The OPFOR element has received an operation order (OPORD) or fragmentary order (FRAGO) to disrupt enemy movement. The enemy has the capability to defend with direct fire and antiarmor weapons.

**STANDARD:** The OPFOR element delays enemy movement. 1. Delays the element. 2. Forces the element to deviate from its route. 3. Prevents the element from reaching its destination. 4. Surprises the element's main body.

**TASK:** Disrupt Defensive Preparations (5-OPFOR-0018)

**CONDITION:** The opposing forces (OPFOR) element has located the enemy. Priority intelligence requirements (PIR) and other intelligence requirements obtained by OPFOR patrols indicate that the enemy elements are establishing defensive positions. The OPFOR element has automatic and antiarmor weapons and light mortars.

**STANDARD:** The OPFOR element disrupts and delays the enemy's defensive preparations. 1. Locates and penetrates the enemy's security system. 2. Forces the enemy to delay defensive preparations. 3. Disrupts the enemy's obstacle preparations.

**TASK:** Surrender to the Capturing Unit on the Battlefield (5-OPFOR-0024)

**CONDITION:** The enemy has captured the opposing forces (OPFOR) element's soldiers, documents, and equipment sensitive to the OPFOR tactical operations.

**STANDARD:** The OPFOR soldiers retain or destroy documents and equipment. The OPFOR element surrenders documents and equipment of no tactical use to the enemy and attempts to conceal or destroy items of tactical value. The OPFOR element attempts escape and evasion. 1. Prevents the successful capture of documents and equipment. 2. Destroys documents and equipment. 3. Removes identifying markings from equipment. 4. Removes unit-identifying insignia. 5. Provides misleading information. 6. Plans an escape. 7. Delays movement to the nearest collection point. 8. Prevents safeguarding of enemy prisoners of war (EPWs) in order to cause embarrassment to the United States (US).

**TASK:** Defeat Obstacles (5-OPFOR-0009)

**CONDITION:** The opposing forces (OPFOR) element encounters an obstacle that blocks the avenue of approach as it advances upon the enemy forces.

**STANDARD:** The OPFOR element bypasses or breaches the enemy obstacle. 1. Detects the obstacle before halting its main body. 2. Defeats the obstacle. a. Bypasses the obstacle without entering the engagement areas. b. Breaches the obstacle within 45 minutes and passes its entire force through the obstacle. 3. Does not incur degradation to the point that the mission must be discontinued.

**TASK:** Disrupt Assembly Area (AA) Activities (5-OPFOR-0013)

**CONDITION:** Intelligence reports indicate that platoon- and company-size enemy units are operating in the opposing forces (OPFOR) area of operations. Enemy units can defend from AAs with direct fire, antiarmor weapons, and indirect fire. The enemy has close air support (CAS) and nuclear, biological, and chemical (NBC) capabilities.

**STANDARD:** The OPFOR element locates and disrupts the enemy's AA activities. 1. Locates the element's AA. 2. Probes the AA with squad- or team-size elements. 3. Inflicts more than 5 percent casualties on the element. 4. Disrupts the element's preparations (prevents or delays beyond the element's allotted time).

**TASK:** Disrupt a Route Reconnaissance (5-OPFOR-0021)

**CONDITION:** The enemy is conducting a route reconnaissance. The opposing forces (OPFOR) element is positioned along the enemy's route.

**STANDARD:** The OPFOR element attempts to disrupt a squad/section conducting a route reconnaissance. 1. Prevents the unit from meeting its specified time schedule. 2. Forces the unit to deviate from its specified route. 3. Prevents the unit from reaching its assigned destination. 4. Surprises the squad/section. 5. Inflicts casualties on the unit.

**TASK:** Conduct Terrorist and Saboteur Attacks (5-OPFOR-0005)

**CONDITION:** The opposing forces (OPFOR) element dispatches small teams into the enemy's rear area to disrupt combat service support (CSS) operations.

**STANDARD:** The enemy sustains disrupted command and control (C2), destroyed equipment and supplies, and light casualties. 1. Locates rear support bases and C2 facilities. 2. Delays and disrupts CSS operations through probes. 3. Infiltrates CSS bases to conduct sabotage and terrorist activities. 4. Inflicts light casualties. 5. Destroys supplies and equipment.

**TASK:** Disrupt a Net Control Station (NCS) (5-OPFOR-0019)

**CONDITION:** The enemy has established a NCS. The opposing forces (OPFOR) element has radio and jamming equipment.

**STANDARD:** The OPFOR element attempts to disrupt an NCS. 1. Attempts to locate the radio frequency that the unit is operating on. 2. Attempts to enter the radio net. 3. Attempts to issue "bogus" orders to a unit on the net. 4. Jams the radio frequency and forces the unit to go to an alternate frequency.

**TASK:** Disrupt Construction of Vehicle Fighting Positions (5-OPFOR-0020)

**CONDITION:** The opposing forces (OPFOR) element has located the enemy. The priority intelligence requirements (PIR) and other intelligence obtained by OPFOR patrols indicate the enemy is constructing vehicle fighting positions within its defensive area. The OPFOR element has automatic and antiarmor weapons and light mortars.

**STANDARD:** The OPFOR element attempts to disrupt the enemy's efforts to establish vehicle fighting positions. 1. Locates the defensive area. 2. Surprises the main body. 3. Penetrates the defensive area with squad-size probes. 4. Inflicts casualties on the unit. 5. Destroys vehicles. 6. Disrupts the unit's preparations (prevents or delays beyond the unit's allotted time).

**TASK:** Conduct an Aerial Reconnaissance (5-OPFOR-0010)

**CONDITION:** The opposing forces (OPFOR) headquarters (HQ) element requires intelligence on the locations and identification of enemy elements. An aircraft is dispatched to take photographs and make a visual inspection of the enemy rear area.

**STANDARD:** The OPFOR element gathers photograph intelligence of the enemy. 1. Photographs the assigned sectors. 2. Makes quick visual checks where the ceiling is low. 3. Locates enemy positions in the area, particularly support and storage bases, and command and control (C2) facilities. 4. Sustains no loss of aircraft. 5. Reports priority intelligence requirements (PIR) and other information requirements to the OPFOR HQ.

**TASK:** Disrupt an Engineer Reconnaissance (5-OPFOR-0022)

**CONDITION:** The enemy is conducting an engineer reconnaissance. The opposing forces (OPFOR) element is positioned along the enemy's route.

**STANDARD:** The OPFOR element disrupts an engineer reconnaissance. 1. Prevents the unit from meeting its specified time schedule. 2. Forces the unit to deviate from its specified route. 3. Prevents the unit from accomplishing its assigned engineer reconnaissance. 4. Surprises the unit conducting the reconnaissance.

**TASK:** Conduct an Attack (5-OPFOR-0008)

**CONDITION:** The enemy is conducting tactical operations. The opposing forces (OPFOR) element receives orders to attack the enemy, the area of occupation, or the main supply route (MSR) with smoke.

**STANDARD:** The OPFOR element disrupts the enemy's movement and smoke operations. 1. Determines the delivery method of the smoke attack. 2. Locates the target. 3. Delivers the smoke attack downwind. 4. Attacks the enemy with smoke, and surge attacks when the enemy responds to the smoke.

**TASK:** Disrupt Quartering Party Operations (5-OPFOR-0017)

**CONDITION:** The enemy is conducting quartering party operations. It has established an assembly area (AA) but has not moved in the main body.

**STANDARD:** The opposing forces (OPFOR) element attempts to disrupt quartering party operations and infiltrate the enemy's AA. 1. Locates the quartering party and the AA. 2. Surprises the main body. 3. Penetrates the AA with squad-size probes. 4. Inflicts personnel casualties and vehicle damage. 5. Disrupts the unit's preparations (prevents or delays beyond the unit's allotted time).

**TASK:** Disrupt Enemy Movement and Operations Using Tactical Nuclear Weapons (5-OPFOR-0016)

**CONDITION:** The opposing forces (OPFOR) element has located the enemy. Priority intelligence requirements (PIR) and other intelligence requirements have been obtained by OPFOR patrols. Tactical nuclear weapons are employed against key locations in the rear area.

**STANDARD:** The OPFOR element disrupts enemy movement and operations. 1. Disrupts or delays the movement of the enemy's equipment and supplies to the forward areas. 2. Destroys enemy equipment and supplies. 3. Inflicts a high rate of nuclear casualties among the enemy forces. 4. Denies the enemy the use of specified areas. 5. Contaminates the enemy's equipment and supplies.

**TASK:** Disrupt Enemy Movement and Operations Using Persistent and Nonpersistent Chemical Weapons (5-OPFOR-0015)

**CONDITION:** The opposing forces (OPFOR) element has located the enemy. Priority intelligence requirements (PIR) and other intelligence requirements have been obtained by OPFOR patrols. The OPFOR units deliver chemical agents, by means of conventional artillery weapons or aircraft, along selected supply routes and key bases in the rear area.

**STANDARD:** The OPFOR element disrupts enemy movement and operations using persistent and nonpersistent chemical weapons. 1. Delivers chemical agents in low and densely wooded areas. 2. Delays the movement of enemy supplies and equipment to the forward areas. 3. Restricts the movement of the enemy units in the rear area. 4. Channels the movement of enemy units into predesignated ambush areas. 5. Contaminates enemy supplies and equipment. 6. Inflicts a high rate of casualties on enemy forces.

**TASK:** Counter Passage of Lines (5-OPFOR-0012)

**CONDITION:** Enemy forces are in defensive positions, but they are expected to attempt passage-of-lines operations. The opposing forces (OPFOR) received orders to disrupt enemy passage-of-lines operations.

**STANDARD:** The OPFOR element delays or prevents enemy passage of lines. 1. Delays the passage. 2. Prevents the company from moving all personnel through the stationary unit. 3. Engages the main body of either the moving or the stationary unit.

**TASK:** Conduct Air Attacks (5-OPFOR-0002)

**CONDITION:** The opposing forces (OPFOR) element in the rear area has forwarded the positions of the enemy support sites or the locations of moving elements. The OPFOR aircraft have been dispatched to attack enemy installations or convoys.

**STANDARD:** The OPFOR element attempts to delay, disrupt, or damage the enemy targets by air. 1. Locates the target (support sites or convoys). 2. Makes attack runs on the designated targets. 3. Inflicts heavy damage to the selected target. 4. Sustains no loss of aircraft. 5. Delays moving the force for more than one hour.

**TASK:** Conduct a Raid (5-OPFOR-0004)

**CONDITION:** The opposing forces (OPFOR) element has occupied an objective rally point and has orders to conduct a raid on a combat service support (CSS) base.

**STANDARD:** The OPFOR element infiltrates the enemy's base and destroys all of the targets. 1. Surprises the enemy forces. 2. Assaults the support base and accomplishes the assigned tasks. 3. Destroys the specified equipment and supplies. 4. Avoids being decisively engaged. 5. Withdraws all personnel from the objective areas within the time prescribed. 6. Obtains all priority intelligence requirements (PIR) from the raid site. 7. Sustains only light casualties from enemy fire.

**TASK:** Attack (5-OPFOR-0001)

**CONDITION:** The opposing forces (OPFOR) element has located the enemy. The priority intelligence requirements (PIR) and other intelligence requirements have been obtained by OPFOR patrols. The OPFOR element has automatic and antiarmor weapons and light mortars.

**STANDARD:** The OPFOR element attempts to seize the terrain, vehicles, or equipment. 1. Develops an attack plan. 2. Surprises the enemy unit's main body. 3. Initiates the attack using a scheme of maneuver that exploits the enemy's flanks, gaps, and weaknesses. 4. Uses covered and concealed routes to approach the enemy forces' flanks, gaps, or weakly held areas. 5. Employs indirect fire to support the attack. 6. Penetrates enemy defenses. 7. Destroys equipment and supplies. 8. Inflicts heavy casualties. 9. Isolates the combat service support (CSS) base by blocking reinforcements. 10. Forces enemy units to displace. 11. Avoids being fixed in one position. 12. Withdraws before the CSS base is reinforced with tactical combat forces.

**TASK:** Conduct Sniper Operations (5-OPFOR-0006)

**CONDITION:** The opposing forces (OPFOR) element has assigned snipers (regular or irregular elements) in the enemy's rear area along the main supply route (MSR) and near support sites.

**STANDARD:** The OPFOR element kills or wounds targets. 1. Sets up a well-concealed location. 2. Engages vehicle drivers or personnel on foot with short bursts of semiautomatic fire. 3. Kills or wounds selected targets. 4. Prevents the position from being discovered by enemy forces. 5. Evacuates the area without being spotted. 6. Reports all specified priority intelligence requirements (PIR) and other intelligence requirements to the OPFOR headquarters (HQ).

**TASK:** Maintain Contact (5-OPFOR-0003)

**CONDITION:** The opposing forces (OPFOR) element is engaged with enemy base defense forces. The enemy forces are withdrawing under pressure.

**STANDARD:** The OPFOR element maintains enemy contact while the enemy withdraws. 1. Engages the enemy forces decisively. 2. Advances the OPFOR as the enemy forces withdraw. 3. Inflicts heavy casualties. 4. Captures the members of the enemy force. 5. Captures documents and equipment. 6. Safeguards captured documents, equipment, and personnel.

**TASK:** Conduct an Ambush (5-OPFOR-0007)

**CONDITION:** The enemy is moving in a convoy. The opposing forces (OPFOR) element is positioned along the enemy's route.

**STANDARD:** The OPFOR element inflicts casualties on the enemy and causes vehicle and equipment damage. 1. Prepares an ambush site before the element arrives. 2. Surprises march element forces. 3. Inflicts heavy casualties within the designated kill zone. 4. Inflicts heavy damage to vehicles and equipment within the designated kill zone. 5. Delays the march element from reaching a specified destination for a specified period of time. 6. Withdraws on order. 7. Sustains no casualties. 8. Reports actions to superiors.



**ELEMENTS:** Company Headquarters  
 Three Combat Mobility Platoons  
 Nine Combat Engineer Squads  
 Mobility Support Platoon  
 Three Mobility Sections

**TASK:** Prepare for a Friendly Nuclear Strike (03-3-C205.05-T01A)  
 (FM 3-4) (FM 3-3)

**ITERATION:** 1 2 3 4 5 M (Circle)

**COMMANDER/LEADER ASSESSMENT:** T P U (Circle)

**CONDITIONS:** The unit receives a strike warning message from higher headquarters (HQ) directing specific actions to be implemented. Some iterations of this task should be performed in MOPP4.

**TASK STANDARDS:** The unit completes preparations within 30 minutes of a friendly nuclear-strike warning. The time required to perform this task is increased when conducting it in mission-oriented protection posture (MOPP) 4.

TASK STEPS AND PERFORMANCE MEASURES	GO	NO-GO
1. The designated radio operator acknowledges the strike warning message. <ul style="list-style-type: none"> <li>a. Authenticated the call.</li> <li>b. Acknowledged the warning by return message.</li> </ul> * 2. The element leader issues a warning order. <ul style="list-style-type: none"> <li>a. Warned subordinate and affected units.</li> <li>b. Ensured that subordinates executed actions as directed.</li> </ul> 3. Soldiers complete actions before detonation occurs. <ul style="list-style-type: none"> <li>a. Placed vehicles and equipment for the best terrain shielding (hill masses, slopes, culverts, depressions).</li> <li>b. Disconnected nonessential electronic equipment.</li> <li>c. Tied down essential antennas.</li> <li>d. Took down nonessential antennas and antenna leads.</li> <li>e. Improved shelters with consideration for blast, thermal, and radiation effects.</li> </ul> NOTE: Add sandbags to shelters, foxholes, or tents in the direction of the strike. Cover openings or position them away from the strike. <ul style="list-style-type: none"> <li>f. Zeroed dosimeters.</li> <li>g. Digital units ensured that the systems were prepared according to the unit's tactical standing operating procedures (TACSOP).</li> <li>h. Secured loose, flammable, or explosive items and food or water containers to protect them from nuclear-weapons effects.</li> </ul>		

TASK PERFORMANCE / EVALUATION SUMMARY BLOCK							
ITERATION	1	2	3	4	5	M	TOTAL
TOTAL TASK STEPS EVALUATED							
TOTAL TASK STEPS "GO"							
TRAINING STATUS "GO"/"NO-GO"							

"\*" indicates a leader task step.

**SUPPORTING INDIVIDUAL TASKS: NONE**

**SUPPORTING COLLECTIVE TASKS: NONE**

**OPFOR TASKS AND STANDARDS**

**TASK:** Disrupt Movement (5-OPFOR-0014)

**CONDITION:** The enemy is expected to move through the opposing forces (OPFOR) element's area of operations. The OPFOR element has received an operation order (OPORD) or fragmentary order (FRAGO) to disrupt enemy movement. The enemy has the capability to defend with direct fire and antiarmor weapons.

**STANDARD:** The OPFOR element delays enemy movement. 1. Delays the element. 2. Forces the element to deviate from its route. 3. Prevents the element from reaching its destination. 4. Surprises the element's main body.

**TASK:** Disrupt Defensive Preparations (5-OPFOR-0018)

**CONDITION:** The opposing forces (OPFOR) element has located the enemy. Priority intelligence requirements (PIR) and other intelligence requirements obtained by OPFOR patrols indicate that the enemy elements are establishing defensive positions. The OPFOR element has automatic and antiarmor weapons and light mortars.

**STANDARD:** The OPFOR element disrupts and delays the enemy's defensive preparations. 1. Locates and penetrates the enemy's security system. 2. Forces the enemy to delay defensive preparations. 3. Disrupts the enemy's obstacle preparations.

**TASK:** Defeat Obstacles (5-OPFOR-0009)

**CONDITION:** The opposing forces (OPFOR) element encounters an obstacle that blocks the avenue of approach as it advances upon the enemy forces.

**STANDARD:** The OPFOR element bypasses or breaches the enemy obstacle. 1. Detects the obstacle before halting its main body. 2. Defeats the obstacle. a. Bypasses the obstacle without entering the engagement areas. b. Breaches the obstacle within 45 minutes and passes its entire force through the obstacle. 3. Does not incur degradation to the point that the mission must be discontinued.

**TASK:** Disrupt a Route Reconnaissance (5-OPFOR-0021)

**CONDITION:** The enemy is conducting a route reconnaissance. The opposing forces (OPFOR) element is positioned along the enemy's route.

**STANDARD:** The OPFOR element attempts to disrupt a squad/section conducting a route reconnaissance. 1. Prevents the unit from meeting its specified time schedule. 2. Forces the unit to deviate from its specified route. 3. Prevents the unit from reaching its assigned destination. 4. Surprises the squad/section. 5. Inflicts casualties on the unit.

**TASK:** Conduct Terrorist and Saboteur Attacks (5-OPFOR-0005)

**CONDITION:** The opposing forces (OPFOR) element dispatches small teams into the enemy's rear area to disrupt combat service support (CSS) operations.

**STANDARD:** The enemy sustains disrupted command and control (C2), destroyed equipment and supplies, and light casualties. 1. Locates rear support bases and C2 facilities. 2. Delays and disrupts CSS operations through probes. 3. Infiltrates CSS bases to conduct sabotage and terrorist activities. 4. Inflicts light casualties. 5. Destroys supplies and equipment.

**TASK:** Disrupt a Net Control Station (NCS) (5-OPFOR-0019)

**CONDITION:** The enemy has established a NCS. The opposing forces (OPFOR) element has radio and jamming equipment.

**STANDARD:** The OPFOR element attempts to disrupt an NCS. 1. Attempts to locate the radio frequency that the unit is operating on. 2. Attempts to enter the radio net. 3. Attempts to issue "bogus" orders to a unit on the net. 4. Jams the radio frequency and forces the unit to go to an alternate frequency.

**TASK:** Disrupt Construction of Vehicle Fighting Positions (5-OPFOR-0020)

**CONDITION:** The opposing forces (OPFOR) element has located the enemy. The priority intelligence requirements (PIR) and other intelligence obtained by OPFOR patrols indicate the enemy is constructing vehicle fighting positions within its defensive area. The OPFOR element has automatic and antiarmor weapons and light mortars.

**STANDARD:** The OPFOR element attempts to disrupt the enemy's efforts to establish vehicle fighting positions. 1. Locates the defensive area. 2. Surprises the main body. 3. Penetrates the defensive area with squad-size probes. 4. Inflicts casualties on the unit. 5. Destroys vehicles. 6. Disrupts the unit's preparations (prevents or delays beyond the unit's allotted time).

**TASK:** Conduct an Aerial Reconnaissance (5-OPFOR-0010)

**CONDITION:** The opposing forces (OPFOR) headquarters (HQ) element requires intelligence on the locations and identification of enemy elements. An aircraft is dispatched to take photographs and make a visual inspection of the enemy rear area.

**STANDARD:** The OPFOR element gathers photograph intelligence of the enemy. 1. Photographs the assigned sectors. 2. Makes quick visual checks where the ceiling is low. 3. Locates enemy positions in the area, particularly support and storage bases, and command and control (C2) facilities. 4. Sustains no loss of aircraft. 5. Reports priority intelligence requirements (PIR) and other information requirements to the OPFOR HQ.

**TASK:** Disrupt an Engineer Reconnaissance (5-OPFOR-0022)

**CONDITION:** The enemy is conducting an engineer reconnaissance. The opposing forces (OPFOR) element is positioned along the enemy's route.

**STANDARD:** The OPFOR element disrupts an engineer reconnaissance. 1. Prevents the unit from meeting its specified time schedule. 2. Forces the unit to deviate from its specified route. 3. Prevents the unit from accomplishing its assigned engineer reconnaissance. 4. Surprises the unit conducting the reconnaissance.

**TASK:** Conduct an Attack (5-OPFOR-0008)

**CONDITION:** The enemy is conducting tactical operations. The opposing forces (OPFOR) element receives orders to attack the enemy, the area of occupation, or the main supply route (MSR) with smoke.

**STANDARD:** The OPFOR element disrupts the enemy's movement and smoke operations. 1. Determines the delivery method of the smoke attack. 2. Locates the target. 3. Delivers the smoke attack downwind. 4. Attacks the enemy with smoke, and surge attacks when the enemy responds to the smoke.

**TASK:** Disrupt Quartering Party Operations (5-OPFOR-0017)

**CONDITION:** The enemy is conducting quartering party operations. It has established an assembly area (AA) but has not moved in the main body.

**STANDARD:** The opposing forces (OPFOR) element attempts to disrupt quartering party operations and infiltrate the enemy's AA. 1. Locates the quartering party and the AA. 2. Surprises the main body. 3. Penetrates the AA with squad-size probes. 4. Inflicts personnel casualties and vehicle damage. 5. Disrupts the unit's preparations (prevents or delays beyond the unit's allotted time).

**TASK:** Disrupt Enemy Movement and Operations Using Tactical Nuclear Weapons (5-OPFOR-0016)

**CONDITION:** The opposing forces (OPFOR) element has located the enemy. Priority intelligence requirements (PIR) and other intelligence requirements have been obtained by OPFOR patrols. Tactical nuclear weapons are employed against key locations in the rear area.

**STANDARD:** The OPFOR element disrupts enemy movement and operations. 1. Disrupts or delays the movement of the enemy's equipment and supplies to the forward areas. 2. Destroys enemy equipment and supplies. 3. Inflicts a high rate of nuclear casualties among the enemy forces. 4. Denies the enemy the use of specified areas. 5. Contaminates the enemy's equipment and supplies.

**TASK:** Disrupt Assembly Area (AA) Activities (5-OPFOR-0013)

**CONDITION:** Intelligence reports indicate that platoon- and company-size enemy units are operating in the opposing forces (OPFOR) area of operations. Enemy units can defend from AAs with direct fire, antiarmor weapons, and indirect fire. The enemy has close air support (CAS) and nuclear, biological, and chemical (NBC) capabilities.

**STANDARD:** The OPFOR element locates and disrupts the enemy's AA activities. 1. Locates the element's AA. 2. Probes the AA with squad- or team-size elements. 3. Inflicts more than 5 percent casualties on the element. 4. Disrupts the element's preparations (prevents or delays beyond the element's allotted time).

**TASK:** Disrupt Enemy Movement and Operations Using Persistent and Nonpersistent Chemical Weapons (5-OPFOR-0015)

**CONDITION:** The opposing forces (OPFOR) element has located the enemy. Priority intelligence requirements (PIR) and other intelligence requirements have been obtained by OPFOR patrols. The OPFOR units deliver chemical agents, by means of conventional artillery weapons or aircraft, along selected supply routes and key bases in the rear area.

**STANDARD:** The OPFOR element disrupts enemy movement and operations using persistent and nonpersistent chemical weapons. 1. Delivers chemical agents in low and densely wooded areas. 2. Delays the movement of enemy supplies and equipment to the forward areas. 3. Restricts the movement of the enemy units in the rear area. 4. Channels the movement of enemy units into predesignated ambush areas. 5. Contaminates enemy supplies and equipment. 6. Inflicts a high rate of casualties on enemy forces.

**TASK:** Counter Passage of Lines (5-OPFOR-0012)

**CONDITION:** Enemy forces are in defensive positions, but they are expected to attempt passage-of-lines operations. The opposing forces (OPFOR) received orders to disrupt enemy passage-of-lines operations.

**STANDARD:** The OPFOR element delays or prevents enemy passage of lines. 1. Delays the passage. 2. Prevents the company from moving all personnel through the stationary unit. 3. Engages the main body of either the moving or the stationary unit.

**TASK:** Conduct Air Attacks (5-OPFOR-0002)

**CONDITION:** The opposing forces (OPFOR) element in the rear area has forwarded the positions of the enemy support sites or the locations of moving elements. The OPFOR aircraft have been dispatched to attack enemy installations or convoys.

**STANDARD:** The OPFOR element attempts to delay, disrupt, or damage the enemy targets by air. 1. Locates the target (support sites or convoys). 2. Makes attack runs on the designated targets. 3. Inflicts heavy damage to the selected target. 4. Sustains no loss of aircraft. 5. Delays moving the force for more than one hour.

**TASK:** Surrender to the Capturing Unit on the Battlefield (5-OPFOR-0024)

**CONDITION:** The enemy has captured the opposing forces (OPFOR) element's soldiers, documents, and equipment sensitive to the OPFOR tactical operations.

**STANDARD:** The OPFOR soldiers retain or destroy documents and equipment. The OPFOR element surrenders documents and equipment of no tactical use to the enemy and attempts to conceal or destroy items of tactical value. The OPFOR element attempts escape and evasion. 1. Prevents the successful capture of documents and equipment. 2. Destroys documents and equipment. 3. Removes identifying markings from equipment. 4. Removes unit-identifying insignia. 5. Provides misleading information. 6. Plans an escape. 7. Delays movement to the nearest collection point. 8. Prevents safeguarding of enemy prisoners of war (EPWs) in order to cause embarrassment to the United States (US).

**TASK:** Conduct a Raid (5-OPFOR-0004)

**CONDITION:** The opposing forces (OPFOR) element has occupied an objective rally point and has orders to conduct a raid on a combat service support (CSS) base.

**STANDARD:** The OPFOR element infiltrates the enemy's base and destroys all of the targets. 1. Surprises the enemy forces. 2. Assaults the support base and accomplishes the assigned tasks. 3. Destroys the specified equipment and supplies. 4. Avoids being decisively engaged. 5. Withdraws all personnel from the objective areas within the time prescribed. 6. Obtains all priority intelligence requirements (PIR) from the raid site. 7. Sustains only light casualties from enemy fire.

**TASK:** Attack (5-OPFOR-0001)

**CONDITION:** The opposing forces (OPFOR) element has located the enemy. The priority intelligence requirements (PIR) and other intelligence requirements have been obtained by OPFOR patrols. The OPFOR element has automatic and antiarmor weapons and light mortars.

**STANDARD:** The OPFOR element attempts to seize the terrain, vehicles, or equipment. 1. Develops an attack plan. 2. Surprises the enemy unit's main body. 3. Initiates the attack using a scheme of maneuver that exploits the enemy's flanks, gaps, and weaknesses. 4. Uses covered and concealed routes to approach the enemy forces' flanks, gaps, or weakly held areas. 5. Employs indirect fire to support the attack. 6. Penetrates enemy defenses. 7. Destroys equipment and supplies. 8. Inflicts heavy casualties. 9. Isolates the combat service support (CSS) base by blocking reinforcements. 10. Forces enemy units to displace. 11. Avoids being fixed in one position. 12. Withdraws before the CSS base is reinforced with tactical combat forces.

**TASK:** Conduct Sniper Operations (5-OPFOR-0006)

**CONDITION:** The opposing forces (OPFOR) element has assigned snipers (regular or irregular elements) in the enemy's rear area along the main supply route (MSR) and near support sites.

**STANDARD:** The OPFOR element kills or wounds targets. 1. Sets up a well-concealed location. 2. Engages vehicle drivers or personnel on foot with short bursts of semiautomatic fire. 3. Kills or wounds selected targets. 4. Prevents the position from being discovered by enemy forces. 5. Evacuates the area without being spotted. 6. Reports all specified priority intelligence requirements (PIR) and other intelligence requirements to the OPFOR headquarters (HQ).

**TASK:** Defend a Minefield (5-OPFOR-0023)

**CONDITION:** The enemy is conducting a minefield sweeping operation. The opposing forces (OPFOR) element has a minefield placed in the enemy's path. The minefield is under constant observation and fire.

**STANDARD:** The OPFOR element defends a minefield against an enemy element conducting a minefield sweeping operation. 1. Prevents the unit from detecting the obstacle. 2. Disrupts the minefield sweeping operation. 3. Prevents the unit from conducting the minefield sweeping operation, prevents the unit from moving all personnel through the breach or delays the completion of the minefield sweeping operation for more than 45 minutes.

**TASK:** Maintain Contact (5-OPFOR-0003)

**CONDITION:** The opposing forces (OPFOR) element is engaged with enemy base defense forces. The enemy forces are withdrawing under pressure.

**STANDARD:** The OPFOR element maintains enemy contact while the enemy withdraws. 1. Engages the enemy forces decisively. 2. Advances the OPFOR as the enemy forces withdraw. 3. Inflicts heavy casualties. 4. Captures the members of the enemy force. 5. Captures documents and equipment. 6. Safeguards captured documents, equipment, and personnel.

**TASK:** Conduct an Ambush (5-OPFOR-0007)

**CONDITION:** The enemy is moving in a convoy. The opposing forces (OPFOR) element is positioned along the enemy's route.

**STANDARD:** The OPFOR element inflicts casualties on the enemy and causes vehicle and equipment damage. 1. Prepares an ambush site before the element arrives. 2. Surprises march element forces. 3. Inflicts heavy casualties within the designated kill zone. 4. Inflicts heavy damage to vehicles and equipment within the designated kill zone. 5. Delays the march element from reaching a specified destination for a specified period of time. 6. Withdraws on order. 7. Sustains no casualties. 8. Reports actions to superiors.

**ELEMENTS:** Company Headquarters  
 Nine Combat Engineer Squads  
 Mobility Support Platoon  
 Three Mobility Sections

**TASK:** Prepare for a Nuclear Attack (03-3-C206.05-T01A)  
 (FM 3-4) (FM 3-100) (FM 3-3)

**ITERATION:** 1 2 3 4 5 M (Circle)

**COMMANDER/LEADER ASSESSMENT:** T P U (Circle)

**CONDITIONS:** The unit receives notice that a nuclear attack is probable and must initiate actions to minimize casualties and damage. Some iterations of this task should be performed in MOPP4.

**TASK STANDARDS:** The unit hardens and shields positions and equipment and conducts periodic monitoring. The time required to perform this task is increased when conducting it in mission-oriented protection posture (MOPP) 4.

TASK STEPS AND PERFORMANCE MEASURES	GO	NO-GO
* 1. The element leader issues a warning order to subordinate units, ensuring that all soldiers understand the order.  2. The unit begins defensive preparation for a nuclear attack. a. Placed vehicles and equipment for the best terrain shielding (hill masses, slopes, culverts, depressions). b. Turned off and disconnected nonessential electronic equipment according to the unit's standing operating procedure (SOP). c. Tied down essential antennas. d. Took down nonessential antenna leads according to the unit's SOP or other guidance. e. Improved shelters with consideration for blast, thermal, and radiation effects. f. Zeroed dosimeters. g. Secured loose, flammable, or explosive items and food or water containers to protect them from nuclear-weapons effects. h. Took cover in hardened shelters (if available). i. Used field-expedient shelters.  3. The unit takes additional actions consistent with the tactical situation. a. Continued periodic monitoring. b. Reported all dose-rate and dosimeter readings to higher headquarters (HQ).		

TASK PERFORMANCE / EVALUATION SUMMARY BLOCK							
ITERATION	1	2	3	4	5	M	TOTAL
TOTAL TASK STEPS EVALUATED							
TOTAL TASK STEPS "GO"							
TRAINING STATUS "GO"/"NO-GO"							

"\*" indicates a leader task step.

**SUPPORTING INDIVIDUAL TASKS: NONE**

**SUPPORTING COLLECTIVE TASKS: NONE**

**OPFOR TASKS AND STANDARDS**

**TASK:** Disrupt Movement (5-OPFOR-0014)

**CONDITION:** The enemy is expected to move through the opposing forces (OPFOR) element's area of operations. The OPFOR element has received an operation order (OPORD) or fragmentary order (FRAGO) to disrupt enemy movement. The enemy has the capability to defend with direct fire and antiarmor weapons.

**STANDARD:** The OPFOR element delays enemy movement. 1. Delays the element. 2. Forces the element to deviate from its route. 3. Prevents the element from reaching its destination. 4. Surprises the element's main body.

**TASK:** Disrupt Defensive Preparations (5-OPFOR-0018)

**CONDITION:** The opposing forces (OPFOR) element has located the enemy. Priority intelligence requirements (PIR) and other intelligence requirements obtained by OPFOR patrols indicate that the enemy elements are establishing defensive positions. The OPFOR element has automatic and antiarmor weapons and light mortars.

**STANDARD:** The OPFOR element disrupts and delays the enemy's defensive preparations. 1. Locates and penetrates the enemy's security system. 2. Forces the enemy to delay defensive preparations. 3. Disrupts the enemy's obstacle preparations.

**TASK:** Defeat Obstacles (5-OPFOR-0009)

**CONDITION:** The opposing forces (OPFOR) element encounters an obstacle that blocks the avenue of approach as it advances upon the enemy forces.

**STANDARD:** The OPFOR element bypasses or breaches the enemy obstacle. 1. Detects the obstacle before halting its main body. 2. Defeats the obstacle. a. Bypasses the obstacle without entering the engagement areas. b. Breaches the obstacle within 45 minutes and passes its entire force through the obstacle. 3. Does not incur degradation to the point that the mission must be discontinued.

**TASK:** Disrupt a Route Reconnaissance (5-OPFOR-0021)

**CONDITION:** The enemy is conducting a route reconnaissance. The opposing forces (OPFOR) element is positioned along the enemy's route.

**STANDARD:** The OPFOR element attempts to disrupt a squad/section conducting a route reconnaissance. 1. Prevents the unit from meeting its specified time schedule. 2. Forces the unit to deviate from its specified route. 3. Prevents the unit from reaching its assigned destination. 4. Surprises the squad/section. 5. Inflicts casualties on the unit.

**TASK:** Conduct Terrorist and Saboteur Attacks (5-OPFOR-0005)

**CONDITION:** The opposing forces (OPFOR) element dispatches small teams into the enemy's rear area to disrupt combat service support (CSS) operations.



**STANDARD:** The enemy sustains disrupted command and control (C2), destroyed equipment and supplies, and light casualties. 1. Locates rear support bases and C2 facilities. 2. Delays and disrupts CSS operations through probes. 3. Infiltrates CSS bases to conduct sabotage and terrorist activities. 4. Inflicts light casualties. 5. Destroys supplies and equipment.

**TASK:** Disrupt a Net Control Station (NCS) (5-OPFOR-0019)

**CONDITION:** The enemy has established a NCS. The opposing forces (OPFOR) element has radio and jamming equipment.

**STANDARD:** The OPFOR element attempts to disrupt an NCS. 1. Attempts to locate the radio frequency that the unit is operating on. 2. Attempts to enter the radio net. 3. Attempts to issue "bogus" orders to a unit on the net. 4. Jams the radio frequency and forces the unit to go to an alternate frequency.

**TASK:** Disrupt Construction of Vehicle Fighting Positions (5-OPFOR-0020)

**CONDITION:** The opposing forces (OPFOR) element has located the enemy. The priority intelligence requirements (PIR) and other intelligence obtained by OPFOR patrols indicate the enemy is constructing vehicle fighting positions within its defensive area. The OPFOR element has automatic and antiarmor weapons and light mortars.

**STANDARD:** The OPFOR element attempts to disrupt the enemy's efforts to establish vehicle fighting positions. 1. Locates the defensive area. 2. Surprises the main body. 3. Penetrates the defensive area with squad-size probes. 4. Inflicts casualties on the unit. 5. Destroys vehicles. 6. Disrupts the unit's preparations (prevents or delays beyond the unit's allotted time).

**TASK:** Conduct an Aerial Reconnaissance (5-OPFOR-0010)

**CONDITION:** The opposing forces (OPFOR) headquarters (HQ) element requires intelligence on the locations and identification of enemy elements. An aircraft is dispatched to take photographs and make a visual inspection of the enemy rear area.

**STANDARD:** The OPFOR element gathers photograph intelligence of the enemy. 1. Photographs the assigned sectors. 2. Makes quick visual checks where the ceiling is low. 3. Locates enemy positions in the area, particularly support and storage bases, and command and control (C2) facilities. 4. Sustains no loss of aircraft. 5. Reports priority intelligence requirements (PIR) and other information requirements to the OPFOR HQ.

**TASK:** Disrupt an Engineer Reconnaissance (5-OPFOR-0022)

**CONDITION:** The enemy is conducting an engineer reconnaissance. The opposing forces (OPFOR) element is positioned along the enemy's route.

**STANDARD:** The OPFOR element disrupts an engineer reconnaissance. 1. Prevents the unit from meeting its specified time schedule. 2. Forces the unit to deviate from its specified route. 3. Prevents the unit from accomplishing its assigned engineer reconnaissance. 4. Surprises the unit conducting the reconnaissance.

**TASK:** Conduct an Attack (5-OPFOR-0008)

**CONDITION:** The enemy is conducting tactical operations. The opposing forces (OPFOR) element receives orders to attack the enemy, the area of occupation, or the main supply route (MSR) with smoke.

**STANDARD:** The OPFOR element disrupts the enemy's movement and smoke operations. 1. Determines the delivery method of the smoke attack. 2. Locates the target. 3. Delivers the smoke attack downwind. 4. Attacks the enemy with smoke, and surge attacks when the enemy responds to the smoke.

**TASK:** Disrupt Quartering Party Operations (5-OPFOR-0017)

**CONDITION:** The enemy is conducting quartering party operations. It has established an assembly area (AA) but has not moved in the main body.

**STANDARD:** The opposing forces (OPFOR) element attempts to disrupt quartering party operations and infiltrate the enemy's AA. 1. Locates the quartering party and the AA. 2. Surprises the main body. 3. Penetrates the AA with squad-size probes. 4. Inflicts personnel casualties and vehicle damage. 5. Disrupts the unit's preparations (prevents or delays beyond the unit's allotted time).

**TASK:** Disrupt Enemy Movement and Operations Using Tactical Nuclear Weapons (5-OPFOR-0016)

**CONDITION:** The opposing forces (OPFOR) element has located the enemy. Priority intelligence requirements (PIR) and other intelligence requirements have been obtained by OPFOR patrols. Tactical nuclear weapons are employed against key locations in the rear area.

**STANDARD:** The OPFOR element disrupts enemy movement and operations. 1. Disrupts or delays the movement of the enemy's equipment and supplies to the forward areas. 2. Destroys enemy equipment and supplies. 3. Inflicts a high rate of nuclear casualties among the enemy forces. 4. Denies the enemy the use of specified areas. 5. Contaminates the enemy's equipment and supplies.

**TASK:** Disrupt Assembly Area (AA) Activities (5-OPFOR-0013)

**CONDITION:** Intelligence reports indicate that platoon- and company-size enemy units are operating in the opposing forces (OPFOR) area of operations. Enemy units can defend from AAs with direct fire, antiarmor weapons, and indirect fire. The enemy has close air support (CAS) and nuclear, biological, and chemical (NBC) capabilities.

**STANDARD:** The OPFOR element locates and disrupts the enemy's AA activities. 1. Locates the element's AA. 2. Probes the AA with squad- or team-size elements. 3. Inflicts more than 5 percent casualties on the element. 4. Disrupts the element's preparations (prevents or delays beyond the element's allotted time).

**TASK:** Disrupt Enemy Movement and Operations Using Persistent and Nonpersistent Chemical Weapons (5-OPFOR-0015)

**CONDITION:** The opposing forces (OPFOR) element has located the enemy. Priority intelligence requirements (PIR) and other intelligence requirements have been obtained by OPFOR patrols. The OPFOR units deliver chemical agents, by means of conventional artillery weapons or aircraft, along selected supply routes and key bases in the rear area.

**STANDARD:** The OPFOR element disrupts enemy movement and operations using persistent and nonpersistent chemical weapons. 1. Delivers chemical agents in low and densely wooded areas. 2. Delays the movement of enemy supplies and equipment to the forward areas. 3. Restricts the movement of the enemy units in the rear area. 4. Channels the movement of enemy units into predesignated ambush areas. 5. Contaminates enemy supplies and equipment. 6. Inflicts a high rate of casualties on enemy forces.

**TASK:** Counter Passage of Lines (5-OPFOR-0012)

**CONDITION:** Enemy forces are in defensive positions, but they are expected to attempt passage-of-lines operations. The opposing forces (OPFOR) received orders to disrupt enemy passage-of-lines operations.

**STANDARD:** The OPFOR element delays or prevents enemy passage of lines. 1. Delays the passage. 2. Prevents the company from moving all personnel through the stationary unit. 3. Engages the main body of either the moving or the stationary unit.

**TASK:** Conduct Air Attacks (5-OPFOR-0002)

**CONDITION:** The opposing forces (OPFOR) element in the rear area has forwarded the positions of the enemy support sites or the locations of moving elements. The OPFOR aircraft have been dispatched to attack enemy installations or convoys.

**STANDARD:** The OPFOR element attempts to delay, disrupt, or damage the enemy targets by air. 1. Locates the target (support sites or convoys). 2. Makes attack runs on the designated targets. 3. Inflicts heavy damage to the selected target. 4. Sustains no loss of aircraft. 5. Delays moving the force for more than one hour.

**TASK:** Surrender to the Capturing Unit on the Battlefield (5-OPFOR-0024)

**CONDITION:** The enemy has captured the opposing forces (OPFOR) element's soldiers, documents, and equipment sensitive to the OPFOR tactical operations.

**STANDARD:** The OPFOR soldiers retain or destroy documents and equipment. The OPFOR element surrenders documents and equipment of no tactical use to the enemy and attempts to conceal or destroy items of tactical value. The OPFOR element attempts escape and evasion. 1. Prevents the successful capture of documents and equipment. 2. Destroys documents and equipment. 3. Removes identifying markings from equipment. 4. Removes unit-identifying insignia. 5. Provides misleading information. 6. Plans an escape. 7. Delays movement to the nearest collection point. 8. Prevents safeguarding of enemy prisoners of war (EPWs) in order to cause embarrassment to the United States (US).

**TASK:** Conduct a Raid (5-OPFOR-0004)

**CONDITION:** The opposing forces (OPFOR) element has occupied an objective rally point and has orders to conduct a raid on a combat service support (CSS) base.

**STANDARD:** The OPFOR element infiltrates the enemy's base and destroys all of the targets. 1. Surprises the enemy forces. 2. Assaults the support base and accomplishes the assigned tasks. 3. Destroys the specified equipment and supplies. 4. Avoids being decisively engaged. 5. Withdraws all personnel from the objective areas within the time prescribed. 6. Obtains all priority intelligence requirements (PIR) from the raid site. 7. Sustains only light casualties from enemy fire.

**TASK:** Attack (5-OPFOR-0001)

**CONDITION:** The opposing forces (OPFOR) element has located the enemy. The priority intelligence requirements (PIR) and other intelligence requirements have been obtained by OPFOR patrols. The OPFOR element has automatic and antiarmor weapons and light mortars.

**STANDARD:** The OPFOR element attempts to seize the terrain, vehicles, or equipment. 1. Develops an attack plan. 2. Surprises the enemy unit's main body. 3. Initiates the attack using a scheme of maneuver that exploits the enemy's flanks, gaps, and weaknesses. 4. Uses covered and concealed routes to approach the enemy forces' flanks, gaps, or weakly held areas. 5. Employs indirect fire to support the attack. 6. Penetrates enemy defenses. 7. Destroys equipment and supplies. 8. Inflicts heavy casualties. 9. Isolates the combat service support (CSS) base by blocking reinforcements. 10. Forces enemy units to displace. 11. Avoids being fixed in one position. 12. Withdraws before the CSS base is reinforced with tactical combat forces.

**TASK:** Conduct Sniper Operations (5-OPFOR-0006)

**CONDITION:** The opposing forces (OPFOR) element has assigned snipers (regular or irregular elements) in the enemy's rear area along the main supply route (MSR) and near support sites.

**STANDARD:** The OPFOR element kills or wounds targets. 1. Sets up a well-concealed location. 2. Engages vehicle drivers or personnel on foot with short bursts of semiautomatic fire. 3. Kills or wounds selected targets. 4. Prevents the position from being discovered by enemy forces. 5. Evacuates the area without being spotted. 6. Reports all specified priority intelligence requirements (PIR) and other intelligence requirements to the OPFOR headquarters (HQ).

**TASK:** Defend a Minefield (5-OPFOR-0023)

**CONDITION:** The enemy is conducting a minefield sweeping operation. The opposing forces (OPFOR) element has a minefield placed in the enemy's path. The minefield is under constant observation and fire.

**STANDARD:** The OPFOR element defends a minefield against an enemy element conducting a minefield sweeping operation. 1. Prevents the unit from detecting the obstacle. 2. Disrupts the minefield sweeping operation. 3. Prevents the unit from conducting the minefield sweeping operation, prevents the unit from moving all personnel through the breach or delays the completion of the minefield sweeping operation for more than 45 minutes.

**TASK:** Maintain Contact (5-OPFOR-0003)

**CONDITION:** The opposing forces (OPFOR) element is engaged with enemy base defense forces. The enemy forces are withdrawing under pressure.

**STANDARD:** The OPFOR element maintains enemy contact while the enemy withdraws. 1. Engages the enemy forces decisively. 2. Advances the OPFOR as the enemy forces withdraw. 3. Inflicts heavy casualties. 4. Captures the members of the enemy force. 5. Captures documents and equipment. 6. Safeguards captured documents, equipment, and personnel.

**TASK:** Conduct an Ambush (5-OPFOR-0007)

**CONDITION:** The enemy is moving in a convoy. The opposing forces (OPFOR) element is positioned along the enemy's route.

**STANDARD:** The OPFOR element inflicts casualties on the enemy and causes vehicle and equipment damage. 1. Prepares an ambush site before the element arrives. 2. Surprises march element forces. 3. Inflicts heavy casualties within the designated kill zone. 4. Inflicts heavy damage to vehicles and equipment within the designated kill zone. 5. Delays the march element from reaching a specified destination for a specified period of time. 6. Withdraws on order. 7. Sustains no casualties. 8. Reports actions to superiors.

**ELEMENTS:** Company Headquarters  
 Three Combat Mobility Platoons  
 Nine Combat Engineer Squads  
 Mobility Support Platoon  
 Three Mobility Sections

**TASK:** Cross a Radiologically Contaminated Area (03-3-C208.05-T01A)  
 (FM 3-3) (FM 3-100) (FM 3-11)  
 (FM 3-4)

**ITERATION:** 1 2 3 4 5 M (Circle)

**COMMANDER/LEADER ASSESSMENT:** T P U (Circle)

**CONDITIONS:** The unit receives orders to cross a radiologically contaminated area. The approximate boundaries of the area are known or marked. Some iterations of this task should be performed in MOPP4.

**TASK STANDARDS:** The unit crosses the contaminated area by the shortest, fastest route available without incurring radiation casualties or spreading contamination. The time required to perform this task is increased when conducting it in mission-oriented protection posture (MOPP) 4.

TASK STEPS AND PERFORMANCE MEASURES	GO	NO-GO
<p>* 1. Unit leaders prepare for the crossing.</p> <ul style="list-style-type: none"> <li>a. Directed individuals who may be exposed to radioactive dust particles to cover their noses and mouths with handkerchiefs or clean rags, roll their sleeves down, and wear gloves.</li> <li>b. Received operational-exposure guidance (OEG) from the commander (turn back the dose/turn back the dose rate).</li> <li>c. Ensured that radiation, detection, indication, and computation (RADIAC-) equipment operators checked the instruments.</li> </ul> <p>2. The unit prepares for the crossing.</p> <ul style="list-style-type: none"> <li>a. Identified extra shielding requirements (for example, use sandbags on the vehicle's floor).</li> <li>b. Placed externally stored equipment inside the vehicle or covered it with available material.</li> <li>c. Started continuous monitoring.</li> </ul> <p>3. The unit crosses the area.</p> <ul style="list-style-type: none"> <li>a. Avoided stirring up dust.</li> <li>b. Kept out of the dust cloud by increasing the intervals and distances between the vehicles.</li> <li>c. Conducted movement as rapidly as possible (tracked vehicles should be buttoned up).</li> </ul> <p>4. The unit performs immediate decontamination of personnel and equipment.</p> <ul style="list-style-type: none"> <li>a. Checked for casualties.</li> <li>b. Reported casualties (if applicable).</li> <li>c. Conducted necessary decontamination.</li> <li>d. Evacuated casualties.</li> <li>e. Continued the mission.</li> </ul>		

TASK PERFORMANCE / EVALUATION SUMMARY BLOCK							
ITERATION	1	2	3	4	5	M	TOTAL
TOTAL TASK STEPS EVALUATED							
TOTAL TASK STEPS "GO"							
TRAINING STATUS "GO"/"NO-GO"							

"\*" indicates a leader task step.

#### SUPPORTING INDIVIDUAL TASKS

Task Number	Task Title
031-503-3006	Supervise Radiation Monitoring
031-503-4003	Control Unit Radiation Exposure

#### SUPPORTING COLLECTIVE TASKS: NONE

#### OPFOR TASKS AND STANDARDS

##### TASK: Disrupt Movement (5-OPFOR-0014)

**CONDITION:** The enemy is expected to move through the opposing forces (OPFOR) element's area of operations. The OPFOR element has received an operation order (OPORD) or fragmentary order (FRAGO) to disrupt enemy movement. The enemy has the capability to defend with direct fire and antiarmor weapons.

**STANDARD:** The OPFOR element delays enemy movement. 1. Delays the element. 2. Forces the element to deviate from its route. 3. Prevents the element from reaching its destination. 4. Surprises the element's main body.

##### TASK: Disrupt Defensive Preparations (5-OPFOR-0018)

**CONDITION:** The opposing forces (OPFOR) element has located the enemy. Priority intelligence requirements (PIR) and other intelligence requirements obtained by OPFOR patrols indicate that the enemy elements are establishing defensive positions. The OPFOR element has automatic and antiarmor weapons and light mortars.

**STANDARD:** The OPFOR element disrupts and delays the enemy's defensive preparations. 1. Locates and penetrates the enemy's security system. 2. Forces the enemy to delay defensive preparations. 3. Disrupts the enemy's obstacle preparations.

##### TASK: Defeat Obstacles (5-OPFOR-0009)

**CONDITION:** The opposing forces (OPFOR) element encounters an obstacle that blocks the avenue of approach as it advances upon the enemy forces.

**STANDARD:** The OPFOR element bypasses or breaches the enemy obstacle. 1. Detects the obstacle before halting its main body. 2. Defeats the obstacle. a. Bypasses the obstacle without entering the engagement areas. b. Breaches the obstacle within 45 minutes and passes its entire force through the obstacle. 3. Does not incur degradation to the point that the mission must be discontinued.

##### TASK: Disrupt a Route Reconnaissance (5-OPFOR-0021)

**CONDITION:** The enemy is conducting a route reconnaissance. The opposing forces (OPFOR) element is positioned along the enemy's route.

**STANDARD:** The OPFOR element attempts to disrupt a squad/section conducting a route reconnaissance. 1. Prevents the unit from meeting its specified time schedule. 2. Forces the unit to deviate from its specified route. 3. Prevents the unit from reaching its assigned destination. 4. Surprises the squad/section. 5. Inflicts casualties on the unit.

**TASK:** Conduct Terrorist and Saboteur Attacks (5-OPFOR-0005)

**CONDITION:** The opposing forces (OPFOR) element dispatches small teams into the enemy's rear area to disrupt combat service support (CSS) operations.

**STANDARD:** The enemy sustains disrupted command and control (C2), destroyed equipment and supplies, and light casualties. 1. Locates rear support bases and C2 facilities. 2. Delays and disrupts CSS operations through probes. 3. Infiltrates CSS bases to conduct sabotage and terrorist activities. 4. Inflicts light casualties. 5. Destroys supplies and equipment.

**TASK:** Disrupt a Net Control Station (NCS) (5-OPFOR-0019)

**CONDITION:** The enemy has established a NCS. The opposing forces (OPFOR) element has radio and jamming equipment.

**STANDARD:** The OPFOR element attempts to disrupt an NCS. 1. Attempts to locate the radio frequency that the unit is operating on. 2. Attempts to enter the radio net. 3. Attempts to issue "bogus" orders to a unit on the net. 4. Jams the radio frequency and forces the unit to go to an alternate frequency.

**TASK:** Disrupt Construction of Vehicle Fighting Positions (5-OPFOR-0020)

**CONDITION:** The opposing forces (OPFOR) element has located the enemy. The priority intelligence requirements (PIR) and other intelligence obtained by OPFOR patrols indicate the enemy is constructing vehicle fighting positions within its defensive area. The OPFOR element has automatic and antiarmor weapons and light mortars.

**STANDARD:** The OPFOR element attempts to disrupt the enemy's efforts to establish vehicle fighting positions. 1. Locates the defensive area. 2. Surprises the main body. 3. Penetrates the defensive area with squad-size probes. 4. Inflicts casualties on the unit. 5. Destroys vehicles. 6. Disrupts the unit's preparations (prevents or delays beyond the unit's allotted time).

**TASK:** Conduct an Aerial Reconnaissance (5-OPFOR-0010)

**CONDITION:** The opposing forces (OPFOR) headquarters (HQ) element requires intelligence on the locations and identification of enemy elements. An aircraft is dispatched to take photographs and make a visual inspection of the enemy rear area.

**STANDARD:** The OPFOR element gathers photograph intelligence of the enemy. 1. Photographs the assigned sectors. 2. Makes quick visual checks where the ceiling is low. 3. Locates enemy positions in the area, particularly support and storage bases, and command and control (C2) facilities. 4. Sustains no loss of aircraft. 5. Reports priority intelligence requirements (PIR) and other information requirements to the OPFOR HQ.

**TASK:** Disrupt an Engineer Reconnaissance (5-OPFOR-0022)

**CONDITION:** The enemy is conducting an engineer reconnaissance. The opposing forces (OPFOR) element is positioned along the enemy's route.

**STANDARD:** The OPFOR element disrupts an engineer reconnaissance. 1. Prevents the unit from meeting its specified time schedule. 2. Forces the unit to deviate from its specified route. 3. Prevents the unit from accomplishing its assigned engineer reconnaissance. 4. Surprises the unit conducting the reconnaissance.

**TASK:** Conduct an Attack (5-OPFOR-0008)

**CONDITION:** The enemy is conducting tactical operations. The opposing forces (OPFOR) element receives orders to attack the enemy, the area of occupation, or the main supply route (MSR) with smoke.

**STANDARD:** The OPFOR element disrupts the enemy's movement and smoke operations. 1. Determines the delivery method of the smoke attack. 2. Locates the target. 3. Delivers the smoke attack downwind. 4. Attacks the enemy with smoke, and surge attacks when the enemy responds to the smoke.

**TASK:** Disrupt Quartering Party Operations (5-OPFOR-0017)

**CONDITION:** The enemy is conducting quartering party operations. It has established an assembly area (AA) but has not moved in the main body.

**STANDARD:** The opposing forces (OPFOR) element attempts to disrupt quartering party operations and infiltrate the enemy's AA. 1. Locates the quartering party and the AA. 2. Surprises the main body. 3. Penetrates the AA with squad-size probes. 4. Inflicts personnel casualties and vehicle damage. 5. Disrupts the unit's preparations (prevents or delays beyond the unit's allotted time).

**TASK:** Disrupt Enemy Movement and Operations Using Tactical Nuclear Weapons (5-OPFOR-0016)

**CONDITION:** The opposing forces (OPFOR) element has located the enemy. Priority intelligence requirements (PIR) and other intelligence requirements have been obtained by OPFOR patrols. Tactical nuclear weapons are employed against key locations in the rear area.

**STANDARD:** The OPFOR element disrupts enemy movement and operations. 1. Disrupts or delays the movement of the enemy's equipment and supplies to the forward areas. 2. Destroys enemy equipment and supplies. 3. Inflicts a high rate of nuclear casualties among the enemy forces. 4. Denies the enemy the use of specified areas. 5. Contaminates the enemy's equipment and supplies.

**TASK:** Disrupt Assembly Area (AA) Activities (5-OPFOR-0013)

**CONDITION:** Intelligence reports indicate that platoon- and company-size enemy units are operating in the opposing forces (OPFOR) area of operations. Enemy units can defend from AAs with direct fire, antiarmor weapons, and indirect fire. The enemy has close air support (CAS) and nuclear, biological, and chemical (NBC) capabilities.

**STANDARD:** The OPFOR element locates and disrupts the enemy's AA activities. 1. Locates the element's AA. 2. Probes the AA with squad- or team-size elements. 3. Inflicts more than 5 percent casualties on the element. 4. Disrupts the element's preparations (prevents or delays beyond the element's allotted time).

**TASK:** Disrupt Enemy Movement and Operations Using Persistent and Nonpersistent Chemical Weapons (5-OPFOR-0015)



**CONDITION:** The opposing forces (OPFOR) element has located the enemy. Priority intelligence requirements (PIR) and other intelligence requirements have been obtained by OPFOR patrols. The OPFOR units deliver chemical agents, by means of conventional artillery weapons or aircraft, along selected supply routes and key bases in the rear area.

**STANDARD:** The OPFOR element disrupts enemy movement and operations using persistent and nonpersistent chemical weapons. 1. Delivers chemical agents in low and densely wooded areas. 2. Delays the movement of enemy supplies and equipment to the forward areas. 3. Restricts the movement of the enemy units in the rear area. 4. Channels the movement of enemy units into predesignated ambush areas. 5. Contaminates enemy supplies and equipment. 6. Inflicts a high rate of casualties on enemy forces.

**TASK:** Counter Passage of Lines (5-OPFOR-0012)

**CONDITION:** Enemy forces are in defensive positions, but they are expected to attempt passage-of-lines operations. The opposing forces (OPFOR) received orders to disrupt enemy passage-of-lines operations.

**STANDARD:** The OPFOR element delays or prevents enemy passage of lines. 1. Delays the passage. 2. Prevents the company from moving all personnel through the stationary unit. 3. Engages the main body of either the moving or the stationary unit.

**TASK:** Conduct Air Attacks (5-OPFOR-0002)

**CONDITION:** The opposing forces (OPFOR) element in the rear area has forwarded the positions of the enemy support sites or the locations of moving elements. The OPFOR aircraft have been dispatched to attack enemy installations or convoys.

**STANDARD:** The OPFOR element attempts to delay, disrupt, or damage the enemy targets by air. 1. Locates the target (support sites or convoys). 2. Makes attack runs on the designated targets. 3. Inflicts heavy damage to the selected target. 4. Sustains no loss of aircraft. 5. Delays moving the force for more than one hour.

**TASK:** Surrender to the Capturing Unit on the Battlefield (5-OPFOR-0024)

**CONDITION:** The enemy has captured the opposing forces (OPFOR) element's soldiers, documents, and equipment sensitive to the OPFOR tactical operations.

**STANDARD:** The OPFOR soldiers retain or destroy documents and equipment. The OPFOR element surrenders documents and equipment of no tactical use to the enemy and attempts to conceal or destroy items of tactical value. The OPFOR element attempts escape and evasion. 1. Prevents the successful capture of documents and equipment. 2. Destroys documents and equipment. 3. Removes identifying markings from equipment. 4. Removes unit-identifying insignia. 5. Provides misleading information. 6. Plans an escape. 7. Delays movement to the nearest collection point. 8. Prevents safeguarding of enemy prisoners of war (EPWs) in order to cause embarrassment to the United States (US).

**TASK:** Conduct a Raid (5-OPFOR-0004)

**CONDITION:** The opposing forces (OPFOR) element has occupied an objective rally point and has orders to conduct a raid on a combat service support (CSS) base.

**STANDARD:** The OPFOR element infiltrates the enemy's base and destroys all of the targets. 1. Surprises the enemy forces. 2. Assaults the support base and accomplishes the assigned tasks. 3. Destroys the specified equipment and supplies. 4. Avoids being decisively engaged. 5. Withdraws all personnel from the objective areas within the time prescribed. 6. Obtains all priority intelligence requirements (PIR) from the raid site. 7. Sustains only light casualties from enemy fire.

**TASK:** Attack (5-OPFOR-0001)

**CONDITION:** The opposing forces (OPFOR) element has located the enemy. The priority intelligence requirements (PIR) and other intelligence requirements have been obtained by OPFOR patrols. The OPFOR element has automatic and antiarmor weapons and light mortars.

**STANDARD:** The OPFOR element attempts to seize the terrain, vehicles, or equipment. 1. Develops an attack plan. 2. Surprises the enemy unit's main body. 3. Initiates the attack using a scheme of maneuver that exploits the enemy's flanks, gaps, and weaknesses. 4. Uses covered and concealed routes to approach the enemy forces' flanks, gaps, or weakly held areas. 5. Employs indirect fire to support the attack. 6. Penetrates enemy defenses. 7. Destroys equipment and supplies. 8. Inflicts heavy casualties. 9. Isolates the combat service support (CSS) base by blocking reinforcements. 10. Forces enemy units to displace. 11. Avoids being fixed in one position. 12. Withdraws before the CSS base is reinforced with tactical combat forces.

**TASK:** Conduct Sniper Operations (5-OPFOR-0006)

**CONDITION:** The opposing forces (OPFOR) element has assigned snipers (regular or irregular elements) in the enemy's rear area along the main supply route (MSR) and near support sites.

**STANDARD:** The OPFOR element kills or wounds targets. 1. Sets up a well-concealed location. 2. Engages vehicle drivers or personnel on foot with short bursts of semiautomatic fire. 3. Kills or wounds selected targets. 4. Prevents the position from being discovered by enemy forces. 5. Evacuates the area without being spotted. 6. Reports all specified priority intelligence requirements (PIR) and other intelligence requirements to the OPFOR headquarters (HQ).

**TASK:** Defend a Minefield (5-OPFOR-0023)

**CONDITION:** The enemy is conducting a minefield sweeping operation. The opposing forces (OPFOR) element has a minefield placed in the enemy's path. The minefield is under constant observation and fire.

**STANDARD:** The OPFOR element defends a minefield against an enemy element conducting a minefield sweeping operation. 1. Prevents the unit from detecting the obstacle. 2. Disrupts the minefield sweeping operation. 3. Prevents the unit from conducting the minefield sweeping operation, prevents the unit from moving all personnel through the breach or delays the completion of the minefield sweeping operation for more than 45 minutes.

**TASK:** Maintain Contact (5-OPFOR-0003)

**CONDITION:** The opposing forces (OPFOR) element is engaged with enemy base defense forces. The enemy forces are withdrawing under pressure.

**STANDARD:** The OPFOR element maintains enemy contact while the enemy withdraws. 1. Engages the enemy forces decisively. 2. Advances the OPFOR as the enemy forces withdraw. 3. Inflicts heavy casualties. 4. Captures the members of the enemy force. 5. Captures documents and equipment. 6. Safeguards captured documents, equipment, and personnel.

**TASK:** Conduct an Ambush (5-OPFOR-0007)

**CONDITION:** The enemy is moving in a convoy. The opposing forces (OPFOR) element is positioned along the enemy's route.

**STANDARD:** The OPFOR element inflicts casualties on the enemy and causes vehicle and equipment damage. 1. Prepares an ambush site before the element arrives. 2. Surprises march element forces. 3. Inflicts heavy casualties within the designated kill zone. 4. Inflicts heavy damage to vehicles and equipment within the designated kill zone. 5. Delays the march element from reaching a specified destination for a specified period of time. 6. Withdraws on order. 7. Sustains no casualties. 8. Reports actions to superiors.

**ELEMENTS:** Company Headquarters  
 Three Combat Mobility Platoons  
 Nine Combat Engineer Squads  
 Mobility Support Platoon  
 Three Mobility Sections

**TASK:** React to Smoke Operations (03-3-C209.05-T01A)  
 (FM 3-50)

**ITERATION:** 1 2 3 4 5 M (Circle)

**COMMANDER/LEADER ASSESSMENT:** T P U (Circle)

**CONDITIONS:** The unit encounters friendly or enemy smoke while conducting operations. Some iterations of this task should be performed in MOPP4.

**TASK STANDARDS:** The unit exploits the threat smoke or employs friendly smoke to conceal its own activities and continues the mission. The time required to prepare is increased when conducting this task in mission-oriented protection posture (MOPP) 4.

TASK STEPS AND PERFORMANCE MEASURES	GO	NO-GO
1. The unit does not allow smoke to impede the performance of the mission. <ul style="list-style-type: none"> <li>a. Performed its mission in the presence of smoke.</li> <li>b. Used threat smoke to conceal its own movements.</li> <li>c. Moved to alternate positions to reduce the effects of the threat's use of smoke.</li> <li>d. Considered using countersmoke to conceal their own activities.</li> </ul> 2. The unit employs organic smoke-grenade launchers, smoke pots, and smoke hand grenades. <ul style="list-style-type: none"> <li>a. Coordinated smoke operations with the unit commander or the supported unit.</li> <li>b. Determined the wind direction and speed.</li> <li>c. Determined where to release the smoke and where it would travel.</li> <li>d. Determined the duration of the smoke operations.</li> <li>e. Determined the effects of weather conditions on its smoke plan.</li> <li>f. Ensured that the smoke covered an area larger than the unit's position.</li> <li>g. Requested smoke support from other units (if organic systems would not accomplish the task).</li> </ul> 3. The unit uses target acquisition and guidance systems. <ul style="list-style-type: none"> <li>a. Determined what available target acquisition and guidance systems were effective in the smoke.</li> <li>b. Requested and used target acquisition and guidance systems that were effective in the smoke.</li> </ul> * 4. The noncommissioned officer in charge (NCOIC) requests a resupply of smoke munitions when required. <ul style="list-style-type: none"> <li>a. Requested smoke grenades and smoke pots.</li> <li>b. Distributed smoke grenades and smoke pots.</li> </ul>		

TASK PERFORMANCE / EVALUATION SUMMARY BLOCK							
ITERATION	1	2	3	4	5	M	TOTAL
TOTAL TASK STEPS EVALUATED							
TOTAL TASK STEPS "GO"							
TRAINING STATUS "GO"/"NO-GO"							

"" indicates a leader task step.

**SUPPORTING INDIVIDUAL TASKS: NONE**

**SUPPORTING COLLECTIVE TASKS: NONE**

#### **OPFOR TASKS AND STANDARDS**

**TASK:** Disrupt Assembly Area (AA) Activities (5-OPFOR-0013)

**CONDITION:** Intelligence reports indicate that platoon- and company-size enemy units are operating in the opposing forces (OPFOR) area of operations. Enemy units can defend from AAs with direct fire, antiarmor weapons, and indirect fire. The enemy has close air support (CAS) and nuclear, biological, and chemical (NBC) capabilities.

**STANDARD:** The OPFOR element locates and disrupts the enemy's AA activities. 1. Locates the element's AA. 2. Probes the AA with squad- or team-size elements. 3. Inflicts more than 5 percent casualties on the element. 4. Disrupts the element's preparations (prevents or delays beyond the element's allotted time).

**TASK:** Disrupt Defensive Preparations (5-OPFOR-0018)

**CONDITION:** The opposing forces (OPFOR) element has located the enemy. Priority intelligence requirements (PIR) and other intelligence requirements obtained by OPFOR patrols indicate that the enemy elements are establishing defensive positions. The OPFOR element has automatic and antiarmor weapons and light mortars.

**STANDARD:** The OPFOR element disrupts and delays the enemy's defensive preparations. 1. Locates and penetrates the enemy's security system. 2. Forces the enemy to delay defensive preparations. 3. Disrupts the enemy's obstacle preparations.

**TASK:** Disrupt Movement (5-OPFOR-0014)

**CONDITION:** The enemy is expected to move through the opposing forces (OPFOR) element's area of operations. The OPFOR element has received an operation order (OPORD) or fragmentary order (FRAGO) to disrupt enemy movement. The enemy has the capability to defend with direct fire and antiarmor weapons.

**STANDARD:** The OPFOR element delays enemy movement. 1. Delays the element. 2. Forces the element to deviate from its route. 3. Prevents the element from reaching its destination. 4. Surprises the element's main body.

**TASK:** Counter Passage of Lines (5-OPFOR-0012)

**CONDITION:** Enemy forces are in defensive positions, but they are expected to attempt passage-of-lines operations. The opposing forces (OPFOR) received orders to disrupt enemy passage-of-lines operations.

**STANDARD:** The OPFOR element delays or prevents enemy passage of lines. 1. Delays the passage. 2. Prevents the company from moving all personnel through the stationary unit. 3. Engages the main body of either the moving or the stationary unit.

**TASK:** Defeat Obstacles (5-OPFOR-0009)

**CONDITION:** The opposing forces (OPFOR) element encounters an obstacle that blocks the avenue of approach as it advances upon the enemy forces.

**STANDARD:** The OPFOR element bypasses or breaches the enemy obstacle. 1. Detects the obstacle before halting its main body. 2. Defeats the obstacle. a. Bypasses the obstacle without entering the engagement areas. b. Breaches the obstacle within 45 minutes and passes its entire force through the obstacle. 3. Does not incur degradation to the point that the mission must be discontinued.

**TASK:** Disrupt a Route Reconnaissance (5-OPFOR-0021)

**CONDITION:** The enemy is conducting a route reconnaissance. The opposing forces (OPFOR) element is positioned along the enemy's route.

**STANDARD:** The OPFOR element attempts to disrupt a squad/section conducting a route reconnaissance. 1. Prevents the unit from meeting its specified time schedule. 2. Forces the unit to deviate from its specified route. 3. Prevents the unit from reaching its assigned destination. 4. Surprises the squad/section. 5. Inflicts casualties on the unit.

**TASK:** Conduct Terrorist and Saboteur Attacks (5-OPFOR-0005)

**CONDITION:** The opposing forces (OPFOR) element dispatches small teams into the enemy's rear area to disrupt combat service support (CSS) operations.

**STANDARD:** The enemy sustains disrupted command and control (C2), destroyed equipment and supplies, and light casualties. 1. Locates rear support bases and C2 facilities. 2. Delays and disrupts CSS operations through probes. 3. Infiltrates CSS bases to conduct sabotage and terrorist activities. 4. Inflicts light casualties. 5. Destroys supplies and equipment.

**TASK:** Disrupt a Net Control Station (NCS) (5-OPFOR-0019)

**CONDITION:** The enemy has established a NCS. The opposing forces (OPFOR) element has radio and jamming equipment.

**STANDARD:** The OPFOR element attempts to disrupt an NCS. 1. Attempts to locate the radio frequency that the unit is operating on. 2. Attempts to enter the radio net. 3. Attempts to issue "bogus" orders to a unit on the net. 4. Jams the radio frequency and forces the unit to go to an alternate frequency.

**TASK:** Disrupt Construction of Vehicle Fighting Positions (5-OPFOR-0020)

**CONDITION:** The opposing forces (OPFOR) element has located the enemy. The priority intelligence requirements (PIR) and other intelligence obtained by OPFOR patrols indicate the enemy is constructing vehicle fighting positions within its defensive area. The OPFOR element has automatic and antiarmor weapons and light mortars.

**STANDARD:** The OPFOR element attempts to disrupt the enemy's efforts to establish vehicle fighting positions. 1. Locates the defensive area. 2. Surprises the main body. 3. Penetrates the defensive area with squad-size probes. 4. Inflicts casualties on the unit. 5. Destroys vehicles. 6. Disrupts the unit's preparations (prevents or delays beyond the unit's allotted time).

**TASK:** Conduct an Aerial Reconnaissance (5-OPFOR-0010)

**CONDITION:** The opposing forces (OPFOR) headquarters (HQ) element requires intelligence on the locations and identification of enemy elements. An aircraft is dispatched to take photographs and make a visual inspection of the enemy rear area.

**STANDARD:** The OPFOR element gathers photograph intelligence of the enemy. 1. Photographs the assigned sectors. 2. Makes quick visual checks where the ceiling is low. 3. Locates enemy positions in the area, particularly support and storage bases, and command and control (C2) facilities. 4. Sustains no loss of aircraft. 5. Reports priority intelligence requirements (PIR) and other information requirements to the OPFOR HQ.

**TASK:** Disrupt an Engineer Reconnaissance (5-OPFOR-0022)

**CONDITION:** The enemy is conducting an engineer reconnaissance. The opposing forces (OPFOR) element is positioned along the enemy's route.

**STANDARD:** The OPFOR element disrupts an engineer reconnaissance. 1. Prevents the unit from meeting its specified time schedule. 2. Forces the unit to deviate from its specified route. 3. Prevents the unit from accomplishing its assigned engineer reconnaissance. 4. Surprises the unit conducting the reconnaissance.

**TASK:** Conduct an Attack (5-OPFOR-0008)

**CONDITION:** The enemy is conducting tactical operations. The opposing forces (OPFOR) element receives orders to attack the enemy, the area of occupation, or the main supply route (MSR) with smoke.

**STANDARD:** The OPFOR element disrupts the enemy's movement and smoke operations. 1. Determines the delivery method of the smoke attack. 2. Locates the target. 3. Delivers the smoke attack downwind. 4. Attacks the enemy with smoke, and surge attacks when the enemy responds to the smoke.

**TASK:** Disrupt Quartering Party Operations (5-OPFOR-0017)

**CONDITION:** The enemy is conducting quartering party operations. It has established an assembly area (AA) but has not moved in the main body.

**STANDARD:** The opposing forces (OPFOR) element attempts to disrupt quartering party operations and infiltrate the enemy's AA. 1. Locates the quartering party and the AA. 2. Surprises the main body. 3. Penetrates the AA with squad-size probes. 4. Inflicts personnel casualties and vehicle damage. 5. Disrupts the unit's preparations (prevents or delays beyond the unit's allotted time).

**TASK:** Disrupt Enemy Movement and Operations Using Tactical Nuclear Weapons (5-OPFOR-0016)

**CONDITION:** The opposing forces (OPFOR) element has located the enemy. Priority intelligence requirements (PIR) and other intelligence requirements have been obtained by OPFOR patrols. Tactical nuclear weapons are employed against key locations in the rear area.

**STANDARD:** The OPFOR element disrupts enemy movement and operations. 1. Disrupts or delays the movement of the enemy's equipment and supplies to the forward areas. 2. Destroys enemy equipment and supplies. 3. Inflicts a high rate of nuclear casualties among the enemy forces. 4. Denies the enemy the use of specified areas. 5. Contaminates the enemy's equipment and supplies.

**TASK:** Disrupt Enemy Movement and Operations Using Persistent and Nonpersistent Chemical Weapons (5-OPFOR-0015)

**CONDITION:** The opposing forces (OPFOR) element has located the enemy. Priority intelligence requirements (PIR) and other intelligence requirements have been obtained by OPFOR patrols. The OPFOR units deliver chemical agents, by means of conventional artillery weapons or aircraft, along selected supply routes and key bases in the rear area.

**STANDARD:** The OPFOR element disrupts enemy movement and operations using persistent and nonpersistent chemical weapons. 1. Delivers chemical agents in low and densely wooded areas. 2. Delays the movement of enemy supplies and equipment to the forward areas. 3. Restricts the movement of the enemy units in the rear area. 4. Channels the movement of enemy units into predesignated ambush areas. 5. Contaminates enemy supplies and equipment. 6. Inflicts a high rate of casualties on enemy forces.

**TASK:** Conduct Air Attacks (5-OPFOR-0002)

**CONDITION:** The opposing forces (OPFOR) element in the rear area has forwarded the positions of the enemy support sites or the locations of moving elements. The OPFOR aircraft have been dispatched to attack enemy installations or convoys.

**STANDARD:** The OPFOR element attempts to delay, disrupt, or damage the enemy targets by air. 1. Locates the target (support sites or convoys). 2. Makes attack runs on the designated targets. 3. Inflicts heavy damage to the selected target. 4. Sustains no loss of aircraft. 5. Delays moving the force for more than one hour.

**TASK:** Surrender to the Capturing Unit on the Battlefield (5-OPFOR-0024)

**CONDITION:** The enemy has captured the opposing forces (OPFOR) element's soldiers, documents, and equipment sensitive to the OPFOR tactical operations.

**STANDARD:** The OPFOR soldiers retain or destroy documents and equipment. The OPFOR element surrenders documents and equipment of no tactical use to the enemy and attempts to conceal or destroy items of tactical value. The OPFOR element attempts escape and evasion. 1. Prevents the successful capture of documents and equipment. 2. Destroys documents and equipment. 3. Removes identifying markings from equipment. 4. Removes unit-identifying insignia. 5. Provides misleading information. 6. Plans an escape. 7. Delays movement to the nearest collection point. 8. Prevents safeguarding of enemy prisoners of war (EPWs) in order to cause embarrassment to the United States (US).

**TASK:** Conduct a Raid (5-OPFOR-0004)

**CONDITION:** The opposing forces (OPFOR) element has occupied an objective rally point and has orders to conduct a raid on a combat service support (CSS) base.

**STANDARD:** The OPFOR element infiltrates the enemy's base and destroys all of the targets. 1. Surprises the enemy forces. 2. Assaults the support base and accomplishes the assigned tasks. 3. Destroys the specified equipment and supplies. 4. Avoids being decisively engaged. 5. Withdraws all personnel from the objective areas within the time prescribed. 6. Obtains all priority intelligence requirements (PIR) from the raid site. 7. Sustains only light casualties from enemy fire.

**TASK:** Attack (5-OPFOR-0001)



**CONDITION:** The opposing forces (OPFOR) element has located the enemy. The priority intelligence requirements (PIR) and other intelligence requirements have been obtained by OPFOR patrols. The OPFOR element has automatic and antiarmor weapons and light mortars.

**STANDARD:** The OPFOR element attempts to seize the terrain, vehicles, or equipment. 1. Develops an attack plan. 2. Surprises the enemy unit's main body. 3. Initiates the attack using a scheme of maneuver that exploits the enemy's flanks, gaps, and weaknesses. 4. Uses covered and concealed routes to approach the enemy forces' flanks, gaps, or weakly held areas. 5. Employs indirect fire to support the attack. 6. Penetrates enemy defenses. 7. Destroys equipment and supplies. 8. Inflicts heavy casualties. 9. Isolates the combat service support (CSS) base by blocking reinforcements. 10. Forces enemy units to displace. 11. Avoids being fixed in one position. 12. Withdraws before the CSS base is reinforced with tactical combat forces.

**TASK:** Conduct Sniper Operations (5-OPFOR-0006)

**CONDITION:** The opposing forces (OPFOR) element has assigned snipers (regular or irregular elements) in the enemy's rear area along the main supply route (MSR) and near support sites.

**STANDARD:** The OPFOR element kills or wounds targets. 1. Sets up a well-concealed location. 2. Engages vehicle drivers or personnel on foot with short bursts of semiautomatic fire. 3. Kills or wounds selected targets. 4. Prevents the position from being discovered by enemy forces. 5. Evacuates the area without being spotted. 6. Reports all specified priority intelligence requirements (PIR) and other intelligence requirements to the OPFOR headquarters (HQ).

**TASK:** Defend a Minefield (5-OPFOR-0023)

**CONDITION:** The enemy is conducting a minefield sweeping operation. The opposing forces (OPFOR) element has a minefield placed in the enemy's path. The minefield is under constant observation and fire.

**STANDARD:** The OPFOR element defends a minefield against an enemy element conducting a minefield sweeping operation. 1. Prevents the unit from detecting the obstacle. 2. Disrupts the minefield sweeping operation. 3. Prevents the unit from conducting the minefield sweeping operation, prevents the unit from moving all personnel through the breach or delays the completion of the minefield sweeping operation for more than 45 minutes.

**TASK:** Maintain Contact (5-OPFOR-0003)

**CONDITION:** The opposing forces (OPFOR) element is engaged with enemy base defense forces. The enemy forces are withdrawing under pressure.

**STANDARD:** The OPFOR element maintains enemy contact while the enemy withdraws. 1. Engages the enemy forces decisively. 2. Advances the OPFOR as the enemy forces withdraw. 3. Inflicts heavy casualties. 4. Captures the members of the enemy force. 5. Captures documents and equipment. 6. Safeguards captured documents, equipment, and personnel.

**TASK:** Conduct an Ambush (5-OPFOR-0007)

**CONDITION:** The enemy is moving in a convoy. The opposing forces (OPFOR) element is positioned along the enemy's route.

**STANDARD:** The OPFOR element inflicts casualties on the enemy and causes vehicle and equipment damage. 1. Prepares an ambush site before the element arrives. 2. Surprises march element forces. 3. Inflicts heavy casualties within the designated kill zone. 4. Inflicts heavy damage to vehicles and equipment within the designated kill zone. 5. Delays the march element from reaching a specified destination for a specified period of time. 6. Withdraws on order. 7. Sustains no casualties. 8. Reports actions to superiors.

**ELEMENTS:** Company Headquarters  
 Three Combat Mobility Platoons  
 Nine Combat Engineer Squads  
 Mobility Support Platoon  
 Three Mobility Sections

**TASK:** Respond to the Residual Effects of a Nuclear Attack (03-3-C222.05-T01A)  
 (FM 3-4) (FM 3-100) (FM 3-11)  
 (FM 3-3)

**ITERATION:** 1 2 3 4 5 M (Circle)

**COMMANDER/LEADER ASSESSMENT:** T P U (Circle)

**CONDITIONS:** The unit is located within a predicted fallout area. The mission does not allow movement from the predicted fallout area. Some iterations of this task should be performed in MOPPP4.

**TASK STANDARDS:** The unit takes actions to minimize exposure to residual radiation. The time required to perform this task is increased when conducting it in mission-oriented protection posture (MOPPP) 4.

TASK STEPS AND PERFORMANCE MEASURES	GO	NO-GO
* 1. Unit leaders prepare the unit for fallout. <ul style="list-style-type: none"> <li>a. Ensured that individuals covered their noses and mouths with handkerchiefs or clean rags, rolled their sleeves down, and wore gloves.</li> <li>b. Covered equipment; munitions; petroleum, oil, and lubricants (POL); and food and water containers or placed them inside shelters or vehicles.</li> <li>c. Used shelters, closed vehicles, or available shielding to protect personnel from fallout.</li> <li>d. Ensured that continuous monitoring was maintained using available nuclear, biological, and chemical (NBC) detection and identification equipment.</li> </ul> 2. Designated personnel monitor fallout. <ul style="list-style-type: none"> <li>a. Maintained total-dose information using available total-dose instruments.</li> <li>b. Ensured that exposure was minimized while the commander determined if relocation to a clean area was necessary or possible.</li> <li>c. Calculated the optimum time of exit.</li> <li>d. Sent NBC 4 reports to higher headquarters (HQ) using secure means when possible.</li> </ul> * 3. The unit leader develops a contingency plan. <ul style="list-style-type: none"> <li>a. Used guidance from higher HQ based on the mission and previous radiation exposure.</li> <li>b. Planned for rotation of individuals to minimize exposure.</li> </ul>		

TASK PERFORMANCE / EVALUATION SUMMARY BLOCK							
ITERATION	1	2	3	4	5	M	TOTAL
TOTAL TASK STEPS EVALUATED							
TOTAL TASK STEPS "GO"							
TRAINING STATUS "GO"/"NO-GO"							

"\*\*" indicates a leader task step.

### SUPPORTING INDIVIDUAL TASKS

Task Number	Task Title
031-503-3006	Supervise Radiation Monitoring
031-503-4003	Control Unit Radiation Exposure

### SUPPORTING COLLECTIVE TASKS: NONE

### OPFOR TASKS AND STANDARDS

#### TASK: Disrupt Defensive Preparations (5-OPFOR-0018)

**CONDITION:** The opposing forces (OPFOR) element has located the enemy. Priority intelligence requirements (PIR) and other intelligence requirements obtained by OPFOR patrols indicate that the enemy elements are establishing defensive positions. The OPFOR element has automatic and antiarmor weapons and light mortars.

**STANDARD:** The OPFOR element disrupts and delays the enemy's defensive preparations. 1. Locates and penetrates the enemy's security system. 2. Forces the enemy to delay defensive preparations. 3. Disrupts the enemy's obstacle preparations.

#### TASK: Disrupt Movement (5-OPFOR-0014)

**CONDITION:** The enemy is expected to move through the opposing forces (OPFOR) element's area of operations. The OPFOR element has received an operation order (OPORD) or fragmentary order (FRAGO) to disrupt enemy movement. The enemy has the capability to defend with direct fire and antiarmor weapons.

**STANDARD:** The OPFOR element delays enemy movement. 1. Delays the element. 2. Forces the element to deviate from its route. 3. Prevents the element from reaching its destination. 4. Surprises the element's main body.

#### TASK: Disrupt Assembly Area (AA) Activities (5-OPFOR-0013)

**CONDITION:** Intelligence reports indicate that platoon- and company-size enemy units are operating in the opposing forces (OPFOR) area of operations. Enemy units can defend from AAs with direct fire, antiarmor weapons, and indirect fire. The enemy has close air support (CAS) and nuclear, biological, and chemical (NBC) capabilities.

**STANDARD:** The OPFOR element locates and disrupts the enemy's AA activities. 1. Locates the element's AA. 2. Probes the AA with squad- or team-size elements. 3. Inflicts more than 5 percent casualties on the element. 4. Disrupts the element's preparations (prevents or delays beyond the element's allotted time).

#### TASK: Defeat Obstacles (5-OPFOR-0009)

**CONDITION:** The opposing forces (OPFOR) element encounters an obstacle that blocks the avenue of approach as it advances upon the enemy forces.

**STANDARD:** The OPFOR element bypasses or breaches the enemy obstacle. 1. Detects the obstacle before halting its main body. 2. Defeats the obstacle. a. Bypasses the obstacle without entering the engagement areas. b. Breaches the obstacle within 45 minutes and passes its entire force through the obstacle. 3. Does not incur degradation to the point that the mission must be discontinued.

**TASK:** Disrupt a Route Reconnaissance (5-OPFOR-0021)

**CONDITION:** The enemy is conducting a route reconnaissance. The opposing forces (OPFOR) element is positioned along the enemy's route.

**STANDARD:** The OPFOR element attempts to disrupt a squad/section conducting a route reconnaissance. 1. Prevents the unit from meeting its specified time schedule. 2. Forces the unit to deviate from its specified route. 3. Prevents the unit from reaching its assigned destination. 4. Surprises the squad/section. 5. Inflicts casualties on the unit.

**TASK:** Conduct Terrorist and Saboteur Attacks (5-OPFOR-0005)

**CONDITION:** The opposing forces (OPFOR) element dispatches small teams into the enemy's rear area to disrupt combat service support (CSS) operations.

**STANDARD:** The enemy sustains disrupted command and control (C2), destroyed equipment and supplies, and light casualties. 1. Locates rear support bases and C2 facilities. 2. Delays and disrupts CSS operations through probes. 3. Infiltrates CSS bases to conduct sabotage and terrorist activities. 4. Inflicts light casualties. 5. Destroys supplies and equipment.

**TASK:** Disrupt a Net Control Station (NCS) (5-OPFOR-0019)

**CONDITION:** The enemy has established a NCS. The opposing forces (OPFOR) element has radio and jamming equipment.

**STANDARD:** The OPFOR element attempts to disrupt an NCS. 1. Attempts to locate the radio frequency that the unit is operating on. 2. Attempts to enter the radio net. 3. Attempts to issue "bogus" orders to a unit on the net. 4. Jams the radio frequency and forces the unit to go to an alternate frequency.

**TASK:** Disrupt Construction of Vehicle Fighting Positions (5-OPFOR-0020)

**CONDITION:** The opposing forces (OPFOR) element has located the enemy. The priority intelligence requirements (PIR) and other intelligence obtained by OPFOR patrols indicate the enemy is constructing vehicle fighting positions within its defensive area. The OPFOR element has automatic and antiarmor weapons and light mortars.

**STANDARD:** The OPFOR element attempts to disrupt the enemy's efforts to establish vehicle fighting positions. 1. Locates the defensive area. 2. Surprises the main body. 3. Penetrates the defensive area with squad-size probes. 4. Inflicts casualties on the unit. 5. Destroys vehicles. 6. Disrupts the unit's preparations (prevents or delays beyond the unit's allotted time).

**TASK:** Conduct an Aerial Reconnaissance (5-OPFOR-0010)

**CONDITION:** The opposing forces (OPFOR) headquarters (HQ) element requires intelligence on the locations and identification of enemy elements. An aircraft is dispatched to take photographs and make a visual inspection of the enemy rear area.

**STANDARD:** The OPFOR element gathers photograph intelligence of the enemy. 1. Photographs the assigned sectors. 2. Makes quick visual checks where the ceiling is low. 3. Locates enemy positions in the area, particularly support and storage bases, and command and control (C2) facilities. 4. Sustains no loss of aircraft. 5. Reports priority intelligence requirements (PIR) and other information requirements to the OPFOR HQ.

**TASK:** Disrupt an Engineer Reconnaissance (5-OPFOR-0022)

**CONDITION:** The enemy is conducting an engineer reconnaissance. The opposing forces (OPFOR) element is positioned along the enemy's route.

**STANDARD:** The OPFOR element disrupts an engineer reconnaissance. 1. Prevents the unit from meeting its specified time schedule. 2. Forces the unit to deviate from its specified route. 3. Prevents the unit from accomplishing its assigned engineer reconnaissance. 4. Surprises the unit conducting the reconnaissance.

**TASK:** Conduct an Attack (5-OPFOR-0008)

**CONDITION:** The enemy is conducting tactical operations. The opposing forces (OPFOR) element receives orders to attack the enemy, the area of occupation, or the main supply route (MSR) with smoke.

**STANDARD:** The OPFOR element disrupts the enemy's movement and smoke operations. 1. Determines the delivery method of the smoke attack. 2. Locates the target. 3. Delivers the smoke attack downwind. 4. Attacks the enemy with smoke, and surge attacks when the enemy responds to the smoke.

**TASK:** Disrupt Quartering Party Operations (5-OPFOR-0017)

**CONDITION:** The enemy is conducting quartering party operations. It has established an assembly area (AA) but has not moved in the main body.

**STANDARD:** The opposing forces (OPFOR) element attempts to disrupt quartering party operations and infiltrate the enemy's AA. 1. Locates the quartering party and the AA. 2. Surprises the main body. 3. Penetrates the AA with squad-size probes. 4. Inflicts personnel casualties and vehicle damage. 5. Disrupts the unit's preparations (prevents or delays beyond the unit's allotted time).

**TASK:** Disrupt Enemy Movement and Operations Using Tactical Nuclear Weapons (5-OPFOR-0016)

**CONDITION:** The opposing forces (OPFOR) element has located the enemy. Priority intelligence requirements (PIR) and other intelligence requirements have been obtained by OPFOR patrols. Tactical nuclear weapons are employed against key locations in the rear area.

**STANDARD:** The OPFOR element disrupts enemy movement and operations. 1. Disrupts or delays the movement of the enemy's equipment and supplies to the forward areas. 2. Destroys enemy equipment and supplies. 3. Inflicts a high rate of nuclear casualties among the enemy forces. 4. Denies the enemy the use of specified areas. 5. Contaminates the enemy's equipment and supplies.

**TASK:** Disrupt Enemy Movement and Operations Using Persistent and Nonpersistent Chemical Weapons (5-OPFOR-0015)

**CONDITION:** The opposing forces (OPFOR) element has located the enemy. Priority intelligence requirements (PIR) and other intelligence requirements have been obtained by OPFOR patrols. The OPFOR units deliver chemical agents, by means of conventional artillery weapons or aircraft, along selected supply routes and key bases in the rear area.

**STANDARD:** The OPFOR element disrupts enemy movement and operations using persistent and nonpersistent chemical weapons. 1. Delivers chemical agents in low and densely wooded areas. 2. Delays the movement of enemy supplies and equipment to the forward areas. 3. Restricts the movement of the enemy units in the rear area. 4. Channels the movement of enemy units into predesignated ambush areas. 5. Contaminates enemy supplies and equipment. 6. Inflicts a high rate of casualties on enemy forces.

**TASK:** Counter Passage of Lines (5-OPFOR-0012)

**CONDITION:** Enemy forces are in defensive positions, but they are expected to attempt passage-of-lines operations. The opposing forces (OPFOR) received orders to disrupt enemy passage-of-lines operations.

**STANDARD:** The OPFOR element delays or prevents enemy passage of lines. 1. Delays the passage. 2. Prevents the company from moving all personnel through the stationary unit. 3. Engages the main body of either the moving or the stationary unit.

**TASK:** Surrender to the Capturing Unit on the Battlefield (5-OPFOR-0024)

**CONDITION:** The enemy has captured the opposing forces (OPFOR) element's soldiers, documents, and equipment sensitive to the OPFOR tactical operations.

**STANDARD:** The OPFOR soldiers retain or destroy documents and equipment. The OPFOR element surrenders documents and equipment of no tactical use to the enemy and attempts to conceal or destroy items of tactical value. The OPFOR element attempts escape and evasion. 1. Prevents the successful capture of documents and equipment. 2. Destroys documents and equipment. 3. Removes identifying markings from equipment. 4. Removes unit-identifying insignia. 5. Provides misleading information. 6. Plans an escape. 7. Delays movement to the nearest collection point. 8. Prevents safeguarding of enemy prisoners of war (EPWs) in order to cause embarrassment to the United States (US).

**TASK:** Conduct Air Attacks (5-OPFOR-0002)

**CONDITION:** The opposing forces (OPFOR) element in the rear area has forwarded the positions of the enemy support sites or the locations of moving elements. The OPFOR aircraft have been dispatched to attack enemy installations or convoys.

**STANDARD:** The OPFOR element attempts to delay, disrupt, or damage the enemy targets by air. 1. Locates the target (support sites or convoys). 2. Makes attack runs on the designated targets. 3. Inflicts heavy damage to the selected target. 4. Sustains no loss of aircraft. 5. Delays moving the force for more than one hour.

**TASK:** Conduct a Raid (5-OPFOR-0004)

**CONDITION:** The opposing forces (OPFOR) element has occupied an objective rally point and has orders to conduct a raid on a combat service support (CSS) base.

**STANDARD:** The OPFOR element infiltrates the enemy's base and destroys all of the targets. 1. Surprises the enemy forces. 2. Assaults the support base and accomplishes the assigned tasks. 3. Destroys the specified equipment and supplies. 4. Avoids being decisively engaged. 5. Withdraws all personnel from the objective areas within the time prescribed. 6. Obtains all priority intelligence requirements (PIR) from the raid site. 7. Sustains only light casualties from enemy fire.

**TASK:** Attack (5-OPFOR-0001)

**CONDITION:** The opposing forces (OPFOR) element has located the enemy. The priority intelligence requirements (PIR) and other intelligence requirements have been obtained by OPFOR patrols. The OPFOR element has automatic and antiarmor weapons and light mortars.

**STANDARD:** The OPFOR element attempts to seize the terrain, vehicles, or equipment. 1. Develops an attack plan. 2. Surprises the enemy unit's main body. 3. Initiates the attack using a scheme of maneuver that exploits the enemy's flanks, gaps, and weaknesses. 4. Uses covered and concealed routes to approach the enemy forces' flanks, gaps, or weakly held areas. 5. Employs indirect fire to support the attack. 6. Penetrates enemy defenses. 7. Destroys equipment and supplies. 8. Inflicts heavy casualties. 9. Isolates the combat service support (CSS) base by blocking reinforcements. 10. Forces enemy units to displace. 11. Avoids being fixed in one position. 12. Withdraws before the CSS base is reinforced with tactical combat forces.

**TASK:** Defend a Minefield (5-OPFOR-0023)

**CONDITION:** The enemy is conducting a minefield sweeping operation. The opposing forces (OPFOR) element has a minefield placed in the enemy's path. The minefield is under constant observation and fire.

**STANDARD:** The OPFOR element defends a minefield against an enemy element conducting a minefield sweeping operation. 1. Prevents the unit from detecting the obstacle. 2. Disrupts the minefield sweeping operation. 3. Prevents the unit from conducting the minefield sweeping operation, prevents the unit from moving all personnel through the breach or delays the completion of the minefield sweeping operation for more than 45 minutes.

**TASK:** Maintain Contact (5-OPFOR-0003)

**CONDITION:** The opposing forces (OPFOR) element is engaged with enemy base defense forces. The enemy forces are withdrawing under pressure.

**STANDARD:** The OPFOR element maintains enemy contact while the enemy withdraws. 1. Engages the enemy forces decisively. 2. Advances the OPFOR as the enemy forces withdraw. 3. Inflicts heavy casualties. 4. Captures the members of the enemy force. 5. Captures documents and equipment. 6. Safeguards captured documents, equipment, and personnel.

**TASK:** Conduct an Ambush (5-OPFOR-0007)

**CONDITION:** The enemy is moving in a convoy. The opposing forces (OPFOR) element is positioned along the enemy's route.

**STANDARD:** The OPFOR element inflicts casualties on the enemy and causes vehicle and equipment damage. 1. Prepares an ambush site before the element arrives. 2. Surprises march element forces. 3. Inflicts heavy casualties within the designated kill zone. 4. Inflicts heavy damage to vehicles and equipment within the designated kill zone. 5. Delays the march element from reaching a specified destination for a specified period of time. 6. Withdraws on order. 7. Sustains no casualties. 8. Reports actions to superiors.



**ELEMENTS:** Company Headquarters  
 Three Combat Mobility Platoons  
 Nine Combat Engineer Squads  
 Mobility Support Platoon  
 Three Mobility Sections

**TASK:** Respond to the Initial Effects of a Nuclear Attack (03-3-C223.05-T01A)  
 (FM 3-4) (FM 3-100) (FM 3-11)  
 (FM 3-3)

**ITERATION:** 1 2 3 4 5 (Circle)

**COMMANDER/LEADER ASSESSMENT:** T P U (Circle)

**CONDITIONS:** Soldiers observe a brilliant flash of light and/or a mushroom-shaped cloud. This task should not be trained in MOPP4.

**TASK STANDARDS:** The unit takes action to minimize exposure to the initial effects of a nuclear detonation in its area and continues its mission.

TASK STEPS AND PERFORMANCE MEASURES	GO	NO-GO
1. Soldiers take immediate protective actions in response to a nuclear attack. a. Without warning, soldiers-- (1) Closed their eyes immediately. (2) Dropped to the ground in a prone position, with their head toward the blast, if possible (if in the hatch of an armored vehicle, immediately dropped down inside the vehicle). (3) Kept their heads and their faces down and helmets on. (4) Remained in a prone position until the blast wave passed and all debris stopped falling. b. With warning, soldiers-- (1) Identified the best available shelter, such as fighting positions or inside shelters. (2) Moved to the shelter. (3) Took actions to protect themselves from the blast and radiation. (4) Kept clothing loosely fitted and their headgear on at all times. (5) Protected their eyes and minimized exposed skin areas. * 2. Leaders reorganize the unit. a. Reestablished the chain of command. b. Reestablished communications. c. Submitted a nuclear, biological, and chemical (NBC) 1 report to the higher headquarters (HQ). d. Treated casualties. e. Reported casualties. f. Evacuated casualties. g. Evaluated facilities for protection from residual radiation. h. Implemented continuous monitoring. i. Submitted a damage assessment to higher HQ. j. Initiated an area damage control plan as required. k. Extinguished all fires. * 3. Leaders ensure that weapon systems are operational. 4. Soldiers right overturned vehicles.		

TASK STEPS AND PERFORMANCE MEASURES	GO	NO-GO
a. Checked for loss of coolant, fuel, and battery fluids. b. Performed operator's maintenance to restore moderately damaged vehicles to combat use.  5. Soldiers improve cover, if applicable. a. Chose dense covering material. b. Covered in depth. c. Provided strong support. d. Covered as much of the opening as practical.		

TASK PERFORMANCE / EVALUATION SUMMARY BLOCK							
ITERATION	1	2	3	4	5		TOTAL
TOTAL TASK STEPS EVALUATED							
TOTAL TASK STEPS "GO"							
TRAINING STATUS "GO"/"NO-GO"							

"\*" indicates a leader task step.

### SUPPORTING INDIVIDUAL TASKS

Task Number	Task Title
031-503-1018	React to a Nuclear Hazard
031-503-3005	Submit an NBC 1 Report
031-503-3006	Supervise Radiation Monitoring
031-503-4003	Control Unit Radiation Exposure
081-831-1005	Prevent Shock
081-831-1007	Give First Aid for Burns
081-831-1016	Put on a Field or Pressure Dressing
081-831-1017	Put on a Tourniquet
081-831-1025	Apply a Dressing to an Open Abdominal Wound
081-831-1033	Apply a Dressing to an Open Head Wound
081-831-1034	Splint a Suspected Fracture

### SUPPORTING COLLECTIVE TASKS: NONE

### OPFOR TASKS AND STANDARDS

**TASK:** Disrupt Defensive Preparations (5-OPFOR-0018)

**CONDITION:** The opposing forces (OPFOR) element has located the enemy. Priority intelligence requirements (PIR) and other intelligence requirements obtained by OPFOR patrols indicate that the enemy elements are establishing defensive positions. The OPFOR element has automatic and antiarmor weapons and light mortars.

**STANDARD:** The OPFOR element disrupts and delays the enemy's defensive preparations. 1. Locates and penetrates the enemy's security system. 2. Forces the enemy to delay defensive preparations. 3. Disrupts the enemy's obstacle preparations.

**TASK:** Disrupt Movement (5-OPFOR-0014)

**CONDITION:** The enemy is expected to move through the opposing forces (OPFOR) element's area of operations. The OPFOR element has received an operation order (OPORD) or fragmentary order (FRAGO) to disrupt enemy movement. The enemy has the capability to defend with direct fire and antiarmor weapons.

**STANDARD:** The OPFOR element delays enemy movement. 1. Delays the element. 2. Forces the element to deviate from its route. 3. Prevents the element from reaching its destination. 4. Surprises the element's main body.

**TASK:** Defeat Obstacles (5-OPFOR-0009)

**CONDITION:** The opposing forces (OPFOR) element encounters an obstacle that blocks the avenue of approach as it advances upon the enemy forces.

**STANDARD:** The OPFOR element bypasses or breaches the enemy obstacle. 1. Detects the obstacle before halting its main body. 2. Defeats the obstacle. a. Bypasses the obstacle without entering the engagement areas. b. Breaches the obstacle within 45 minutes and passes its entire force through the obstacle. 3. Does not incur degradation to the point that the mission must be discontinued.

**TASK:** Disrupt a Route Reconnaissance (5-OPFOR-0021)

**CONDITION:** The enemy is conducting a route reconnaissance. The opposing forces (OPFOR) element is positioned along the enemy's route.

**STANDARD:** The OPFOR element attempts to disrupt a squad/section conducting a route reconnaissance. 1. Prevents the unit from meeting its specified time schedule. 2. Forces the unit to deviate from its specified route. 3. Prevents the unit from reaching its assigned destination. 4. Surprises the squad/section. 5. Inflicts casualties on the unit.

**TASK:** Conduct Terrorist and Saboteur Attacks (5-OPFOR-0005)

**CONDITION:** The opposing forces (OPFOR) element dispatches small teams into the enemy's rear area to disrupt combat service support (CSS) operations.

**STANDARD:** The enemy sustains disrupted command and control (C2), destroyed equipment and supplies, and light casualties. 1. Locates rear support bases and C2 facilities. 2. Delays and disrupts CSS operations through probes. 3. Infiltrates CSS bases to conduct sabotage and terrorist activities. 4. Inflicts light casualties. 5. Destroys supplies and equipment.

**TASK:** Disrupt a Net Control Station (NCS) (5-OPFOR-0019)

**CONDITION:** The enemy has established a NCS. The opposing forces (OPFOR) element has radio and jamming equipment.

**STANDARD:** The OPFOR element attempts to disrupt an NCS. 1. Attempts to locate the radio frequency that the unit is operating on. 2. Attempts to enter the radio net. 3. Attempts to issue "bogus" orders to a unit on the net. 4. Jams the radio frequency and forces the unit to go to an alternate frequency.

**TASK:** Disrupt Construction of Vehicle Fighting Positions (5-OPFOR-0020)

**CONDITION:** The opposing forces (OPFOR) element has located the enemy. The priority intelligence requirements (PIR) and other intelligence obtained by OPFOR patrols indicate the enemy is constructing vehicle fighting positions within its defensive area. The OPFOR element has automatic and antiarmor weapons and light mortars.

**STANDARD:** The OPFOR element attempts to disrupt the enemy's efforts to establish vehicle fighting positions. 1. Locates the defensive area. 2. Surprises the main body. 3. Penetrates the defensive area with squad-size probes. 4. Inflicts casualties on the unit. 5. Destroys vehicles. 6. Disrupts the unit's preparations (prevents or delays beyond the unit's allotted time).

**TASK:** Conduct an Aerial Reconnaissance (5-OPFOR-0010)

**CONDITION:** The opposing forces (OPFOR) headquarters (HQ) element requires intelligence on the locations and identification of enemy elements. An aircraft is dispatched to take photographs and make a visual inspection of the enemy rear area.

**STANDARD:** The OPFOR element gathers photograph intelligence of the enemy. 1. Photographs the assigned sectors. 2. Makes quick visual checks where the ceiling is low. 3. Locates enemy positions in the area, particularly support and storage bases, and command and control (C2) facilities. 4. Sustains no loss of aircraft. 5. Reports priority intelligence requirements (PIR) and other information requirements to the OPFOR HQ.

**TASK:** Disrupt an Engineer Reconnaissance (5-OPFOR-0022)

**CONDITION:** The enemy is conducting an engineer reconnaissance. The opposing forces (OPFOR) element is positioned along the enemy's route.

**STANDARD:** The OPFOR element disrupts an engineer reconnaissance. 1. Prevents the unit from meeting its specified time schedule. 2. Forces the unit to deviate from its specified route. 3. Prevents the unit from accomplishing its assigned engineer reconnaissance. 4. Surprises the unit conducting the reconnaissance.

**TASK:** Conduct an Attack (5-OPFOR-0008)

**CONDITION:** The enemy is conducting tactical operations. The opposing forces (OPFOR) element receives orders to attack the enemy, the area of occupation, or the main supply route (MSR) with smoke.

**STANDARD:** The OPFOR element disrupts the enemy's movement and smoke operations. 1. Determines the delivery method of the smoke attack. 2. Locates the target. 3. Delivers the smoke attack downwind. 4. Attacks the enemy with smoke, and surge attacks when the enemy responds to the smoke.

**TASK:** Disrupt Quartering Party Operations (5-OPFOR-0017)

**CONDITION:** The enemy is conducting quartering party operations. It has established an assembly area (AA) but has not moved in the main body.

**STANDARD:** The opposing forces (OPFOR) element attempts to disrupt quartering party operations and infiltrate the enemy's AA. 1. Locates the quartering party and the AA. 2. Surprises the main body. 3. Penetrates the AA with squad-size probes. 4. Inflicts personnel casualties and vehicle damage. 5. Disrupts the unit's preparations (prevents or delays beyond the unit's allotted time).

**TASK:** Disrupt Enemy Movement and Operations Using Tactical Nuclear Weapons (5-OPFOR-0016)

**CONDITION:** The opposing forces (OPFOR) element has located the enemy. Priority intelligence requirements (PIR) and other intelligence requirements have been obtained by OPFOR patrols. Tactical nuclear weapons are employed against key locations in the rear area.

**STANDARD:** The OPFOR element disrupts enemy movement and operations. 1. Disrupts or delays the movement of the enemy's equipment and supplies to the forward areas. 2. Destroys enemy equipment and supplies. 3. Inflicts a high rate of nuclear casualties among the enemy forces. 4. Denies the enemy the use of specified areas. 5. Contaminates the enemy's equipment and supplies.

**TASK:** Disrupt Assembly Area (AA) Activities (5-OPFOR-0013)

**CONDITION:** Intelligence reports indicate that platoon- and company-size enemy units are operating in the opposing forces (OPFOR) area of operations. Enemy units can defend from AAs with direct fire, antiarmor weapons, and indirect fire. The enemy has close air support (CAS) and nuclear, biological, and chemical (NBC) capabilities.

**STANDARD:** The OPFOR element locates and disrupts the enemy's AA activities. 1. Locates the element's AA. 2. Probes the AA with squad- or team-size elements. 3. Inflicts more than 5 percent casualties on the element. 4. Disrupts the element's preparations (prevents or delays beyond the element's allotted time).

**TASK:** Disrupt Enemy Movement and Operations Using Persistent and Nonpersistent Chemical Weapons (5-OPFOR-0015)

**CONDITION:** The opposing forces (OPFOR) element has located the enemy. Priority intelligence requirements (PIR) and other intelligence requirements have been obtained by OPFOR patrols. The OPFOR units deliver chemical agents, by means of conventional artillery weapons or aircraft, along selected supply routes and key bases in the rear area.

**STANDARD:** The OPFOR element disrupts enemy movement and operations using persistent and nonpersistent chemical weapons. 1. Delivers chemical agents in low and densely wooded areas. 2. Delays the movement of enemy supplies and equipment to the forward areas. 3. Restricts the movement of the enemy units in the rear area. 4. Channels the movement of enemy units into predesignated ambush areas. 5. Contaminates enemy supplies and equipment. 6. Inflicts a high rate of casualties on enemy forces.

**TASK:** Counter Passage of Lines (5-OPFOR-0012)

**CONDITION:** Enemy forces are in defensive positions, but they are expected to attempt passage-of-lines operations. The opposing forces (OPFOR) received orders to disrupt enemy passage-of-lines operations.

**STANDARD:** The OPFOR element delays or prevents enemy passage of lines. 1. Delays the passage. 2. Prevents the company from moving all personnel through the stationary unit. 3. Engages the main body of either the moving or the stationary unit.

**TASK:** Conduct Air Attacks (5-OPFOR-0002)

**CONDITION:** The opposing forces (OPFOR) element in the rear area has forwarded the positions of the enemy support sites or the locations of moving elements. The OPFOR aircraft have been dispatched to attack enemy installations or convoys.

**STANDARD:** The OPFOR element attempts to delay, disrupt, or damage the enemy targets by air. 1. Locates the target (support sites or convoys). 2. Makes attack runs on the designated targets. 3. Inflicts heavy damage to the selected target. 4. Sustains no loss of aircraft. 5. Delays moving the force for more than one hour.

**TASK:** Surrender to the Capturing Unit on the Battlefield (5-OPFOR-0024)

**CONDITION:** The enemy has captured the opposing forces (OPFOR) element's soldiers, documents, and equipment sensitive to the OPFOR tactical operations.

**STANDARD:** The OPFOR soldiers retain or destroy documents and equipment. The OPFOR element surrenders documents and equipment of no tactical use to the enemy and attempts to conceal or destroy items of tactical value. The OPFOR element attempts escape and evasion. 1. Prevents the successful capture of documents and equipment. 2. Destroys documents and equipment. 3. Removes identifying markings from equipment. 4. Removes unit-identifying insignia. 5. Provides misleading information. 6. Plans an escape. 7. Delays movement to the nearest collection point. 8. Prevents safeguarding of enemy prisoners of war (EPWs) in order to cause embarrassment to the United States (US).

**TASK:** Conduct a Raid (5-OPFOR-0004)

**CONDITION:** The opposing forces (OPFOR) element has occupied an objective rally point and has orders to conduct a raid on a combat service support (CSS) base.

**STANDARD:** The OPFOR element infiltrates the enemy's base and destroys all of the targets. 1. Surprises the enemy forces. 2. Assaults the support base and accomplishes the assigned tasks. 3. Destroys the specified equipment and supplies. 4. Avoids being decisively engaged. 5. Withdraws all personnel from the objective areas within the time prescribed. 6. Obtains all priority intelligence requirements (PIR) from the raid site. 7. Sustains only light casualties from enemy fire.

**TASK:** Attack (5-OPFOR-0001)

**CONDITION:** The opposing forces (OPFOR) element has located the enemy. The priority intelligence requirements (PIR) and other intelligence requirements have been obtained by OPFOR patrols. The OPFOR element has automatic and antiarmor weapons and light mortars.

**STANDARD:** The OPFOR element attempts to seize the terrain, vehicles, or equipment. 1. Develops an attack plan. 2. Surprises the enemy unit's main body. 3. Initiates the attack using a scheme of maneuver that exploits the enemy's flanks, gaps, and weaknesses. 4. Uses covered and concealed routes to approach the enemy forces' flanks, gaps, or weakly held areas. 5. Employs indirect fire to support the attack. 6. Penetrates enemy defenses. 7. Destroys equipment and supplies. 8. Inflicts heavy casualties. 9. Isolates the combat service support (CSS) base by blocking reinforcements. 10. Forces enemy units to displace. 11. Avoids being fixed in one position. 12. Withdraws before the CSS base is reinforced with tactical combat forces.

**TASK:** Defend a Minefield (5-OPFOR-0023)

**CONDITION:** The enemy is conducting a minefield sweeping operation. The opposing forces (OPFOR) element has a minefield placed in the enemy's path. The minefield is under constant observation and fire.

**STANDARD:** The OPFOR element defends a minefield against an enemy element conducting a minefield sweeping operation. 1. Prevents the unit from detecting the obstacle. 2. Disrupts the minefield sweeping operation. 3. Prevents the unit from conducting the minefield sweeping operation, prevents the unit from moving all personnel through the breach or delays the completion of the minefield sweeping operation for more than 45 minutes.

**TASK:** Maintain Contact (5-OPFOR-0003)

**CONDITION:** The opposing forces (OPFOR) element is engaged with enemy base defense forces. The enemy forces are withdrawing under pressure.

**STANDARD:** The OPFOR element maintains enemy contact while the enemy withdraws. 1. Engages the enemy forces decisively. 2. Advances the OPFOR as the enemy forces withdraw. 3. Inflicts heavy casualties. 4. Captures the members of the enemy force. 5. Captures documents and equipment. 6. Safeguards captured documents, equipment, and personnel.

**TASK:** Conduct an Ambush (5-OPFOR-0007)

**CONDITION:** The enemy is moving in a convoy. The opposing forces (OPFOR) element is positioned along the enemy's route.

**STANDARD:** The OPFOR element inflicts casualties on the enemy and causes vehicle and equipment damage. 1. Prepares an ambush site before the element arrives. 2. Surprises march element forces. 3. Inflicts heavy casualties within the designated kill zone. 4. Inflicts heavy damage to vehicles and equipment within the designated kill zone. 5. Delays the march element from reaching a specified destination for a specified period of time. 6. Withdraws on order. 7. Sustains no casualties. 8. Reports actions to superiors.

**ELEMENTS:** Company Headquarters  
 Three Combat Mobility Platoons  
 Nine Combat Engineer Squads  
 Mobility Support Platoon  
 Three Mobility Sections

**TASK:** Conduct Operational Decontamination (03-3-C224.05-T01A)  
 (FM 3-5) (FM 3-100) (FM 3-11)

**ITERATION:** 1M 2M 3M 4M 5M (Circle)

**COMMANDER/LEADER ASSESSMENT:** T P U (Circle)

**CONDITIONS:** The unit is operating in a contaminated environment and/or is contaminated. Performance degradation from mission-oriented protection posture (MOPP) 4 is increasing, and protective gear is in danger of penetration by contamination. Time and the tactical situation permit the unit to conduct operational decontamination. Replacement protective gear is available for each soldier. For a nonsupported decontamination, unit decontamination equipment and supplies are available and operational. For a supported decontamination, a decontamination unit is available, operational, and tasked to provide decontamination support. This task is always performed in MOPP4.

**TASK STANDARDS:** The unit decontaminates its individual gear and conducts MOPP gear exchange (using the buddy system) without sustaining additional casualties from nuclear, biological, and chemical (NBC) contamination. The unit limits the contamination transfer hazard by removing gross chemical contamination on equipment and minimizes contamination on soldiers according to Field Manual (FM) 3-5. The unit reduces radiological contamination to negligible risk levels according to FM 3-5 and reduces chemical and biological contamination to accelerate the weathering process and eventually provide temporary relief from MOPP 4.

TASK STEPS AND PERFORMANCE MEASURES	GO	NO-GO
<p>* 1. The contaminated element leader determines the extent of contamination and establishes decontamination priorities.</p> <ul style="list-style-type: none"> <li>a. Received input from his staff and subordinate leaders.</li> <li>b. Established decontamination priorities.</li> </ul> <p>2. The contaminated unit submits a request for decontamination to higher headquarters (HQ). The request should include, as a minimum, the--</p> <ul style="list-style-type: none"> <li>a. Contaminated element's designation.</li> <li>b. Contaminated element's location.</li> <li>c. Contaminated element's frequency and call sign.</li> <li>d. Time that the element became contaminated.</li> <li>e. Number of vehicles and equipment, by type, that were contaminated.</li> <li>f. Type of contamination.</li> <li>g. Special requirements (such as a patient decontamination station, recovery assets, and a unit decontamination team).</li> </ul> <p>* 3. The contaminated unit coordinates with higher HQ.</p> <ul style="list-style-type: none"> <li>a. Obtained permission to conduct decontamination and obtain necessary support.</li> <li>b. Selected a linkup point to meet supporting elements (a company supply section, a company or battalion power-driven decontamination equipment [PDDE] crew, or a decontamination squad or platoon).</li> <li>c. Coordinated with supporting elements.</li> <li>d. Requested replacement MOPP gear.</li> </ul>		



TASK STEPS AND PERFORMANCE MEASURES	GO	NO-GO
<p>e. Coordinated with supporting units to determine if they would also conduct a MOPP gear exchange.</p> <p>* 4. The contaminated unit leader and NBC specialist select a site to conduct the operation, ensuring that the site selected provides--</p> <ul style="list-style-type: none"> <li>a. Adequate overhead concealment.</li> <li>b. Good drainage.</li> <li>c. Easy access and exit (but off the main routes).</li> <li>d. Proximity to a water source large enough to support vehicle wash down.</li> <li>e. An area large enough to accommodate units involved in the operational decontamination (100 square meters for both the vehicle wash-down site and the MOPP gear exchange site).</li> </ul> <p>5. The contaminated unit coordinates for operational decontamination support (a company or battalion PDDE crew or a decontamination unit).</p> <ul style="list-style-type: none"> <li>a. Requested operational decontamination support.</li> <li>b. Notified higher HQ of the area for the operational decontamination.</li> <li>c. Established communications with the decontamination unit.</li> <li>d. Ensured that the decontamination unit knew the locations of the linkup and the selected decontamination sites.</li> </ul> <p>6. The contaminated unit and supporting units move to the decontamination site.</p> <ul style="list-style-type: none"> <li>a. Met at the linkup point as coordinated.</li> <li>b. The contaminated unit provided security at both the linkup point and the decontamination site.</li> </ul> <p>7. The elements prepare for operational decontamination.</p> <ul style="list-style-type: none"> <li>a. Set up the decontamination site. <ul style="list-style-type: none"> <li>(1) The supporting decontamination element crew set up the vehicle wash-down site.</li> <li>(2) The contaminated unit set up the MOPP gear exchange site not less than 50 meters upwind of the vehicle wash-down site.</li> <li>(3) The remainder of the element prepared its equipment for decontamination.</li> </ul> </li> <li>b. Conducted preparatory actions in the predecontamination area. <ul style="list-style-type: none"> <li>(1) Vehicle crews (except for the operators) dismounted unless they had an operational overpressure system and an uncontaminated interior.</li> <li>(2) Dismounted crews removed mud and camouflage from the vehicles.</li> </ul> </li> </ul> <p>NOTE: The contaminated element provides personnel to do this when the crews do not dismount.</p> <ul style="list-style-type: none"> <li>(3) Separated vehicles and dismounted crews. <ul style="list-style-type: none"> <li>(a) Ensured that vehicle operators were briefed (included the use of overhead cover and concealment and the proper intervals).</li> <li>(b) Ensured that vehicles were buttoned up; for example, all doors, hatches, and other openings were closed or covered.</li> </ul> </li> <li>(4) Moved vehicles (with operators) to the vehicle wash-down site.</li> <li>(5) Moved dismounted crews and all other soldiers in the contaminated unit to the MOPP gear exchange site.</li> </ul> <p>* 8. The noncommissioned officer in charge (NCOIC) of the decontamination unit supervises the operation of the vehicle wash-down site, ensuring that vehicle operators--</p> <ul style="list-style-type: none"> <li>a. Maintained the proper interval between vehicles while processing through the wash-down station.</li> <li>b. Washed vehicles properly. <ul style="list-style-type: none"> <li>(1) Started at the top and worked down.</li> </ul> </li> </ul>		

TASK STEPS AND PERFORMANCE MEASURES	GO	NO-GO
(2) Sprayed hot, soapy water for 2 to 3 minutes per vehicle. (3) Monitored water consumption. c. Moved to the assembly area (AA) after the vehicle's wash down. d. Moved to the MOPP gear exchange site and conducted MOPP gear exchange.  9. The contaminated unit conducts MOPP gear exchange. a. Prepared the equipment decontamination station (with supertropical bleach [STB] dry mix). b. Briefed MOPP gear exchange participants on procedures to be followed. c. Placed the decontaminated individual equipment on a clean surface (such as plastic, a poncho, or similar material). d. Exchanged the MOPP gear using the buddy system. e. Moved soldiers to the AA after completing the MOPP gear exchange.  <b>NOTES:</b> 1. Ensure that the supporting units have the opportunity to use the MOPP gear exchange site before proceeding. 2. The supporting decontamination unit cleans and marks the site and reports the area of contamination (using an NBC 4 report) to higher HQ.  *10. Unit leaders account for all personnel and equipment after completing the operational decontamination.  *11. The contaminated unit leader reports to higher HQ. a. Reported the completion and location of the vehicle wash-down and MOPP gear exchange decontamination sites. b. Requested permission to perform unmasking procedures if, through testing, no hazards were detected. c. Determined the adequacy of decontamination and adjusted the MOPP level as required (after obtaining approval from higher HQ).  12. The contaminated unit continues the mission.		

TASK PERFORMANCE / EVALUATION SUMMARY BLOCK							
ITERATION	1M	2M	3M	4M	5M		TOTAL
TOTAL TASK STEPS EVALUATED							
TOTAL TASK STEPS "GO"							
TRAINING STATUS "GO"/"NO-GO"							

"\*\*" indicates a leader task step.

#### SUPPORTING INDIVIDUAL TASKS

Task Number	Task Title
031-503-1023	Protect Yourself From NBC Injury/Contamination When Changing Mission-Oriented Protective Posture (MOPP) Gear
031-503-3006	Supervise Radiation Monitoring

**SUPPORTING COLLECTIVE TASKS: NONE**

**OPFOR TASKS AND STANDARDS****TASK:** Disrupt Defensive Preparations (5-OPFOR-0018)

**CONDITION:** The opposing forces (OPFOR) element has located the enemy. Priority intelligence requirements (PIR) and other intelligence requirements obtained by OPFOR patrols indicate that the enemy elements are establishing defensive positions. The OPFOR element has automatic and antiarmor weapons and light mortars.

**STANDARD:** The OPFOR element disrupts and delays the enemy's defensive preparations. 1. Locates and penetrates the enemy's security system. 2. Forces the enemy to delay defensive preparations. 3. Disrupts the enemy's obstacle preparations.

**TASK:** Disrupt Movement (5-OPFOR-0014)

**CONDITION:** The enemy is expected to move through the opposing forces (OPFOR) element's area of operations. The OPFOR element has received an operation order (OPORD) or fragmentary order (FRAGO) to disrupt enemy movement. The enemy has the capability to defend with direct fire and antiarmor weapons.

**STANDARD:** The OPFOR element delays enemy movement. 1. Delays the element. 2. Forces the element to deviate from its route. 3. Prevents the element from reaching its destination. 4. Surprises the element's main body.

**TASK:** Defeat Obstacles (5-OPFOR-0009)

**CONDITION:** The opposing forces (OPFOR) element encounters an obstacle that blocks the avenue of approach as it advances upon the enemy forces.

**STANDARD:** The OPFOR element bypasses or breaches the enemy obstacle. 1. Detects the obstacle before halting its main body. 2. Defeats the obstacle. a. Bypasses the obstacle without entering the engagement areas. b. Breaches the obstacle within 45 minutes and passes its entire force through the obstacle. 3. Does not incur degradation to the point that the mission must be discontinued.

**TASK:** Disrupt a Route Reconnaissance (5-OPFOR-0021)

**CONDITION:** The enemy is conducting a route reconnaissance. The opposing forces (OPFOR) element is positioned along the enemy's route.

**STANDARD:** The OPFOR element attempts to disrupt a squad/section conducting a route reconnaissance. 1. Prevents the unit from meeting its specified time schedule. 2. Forces the unit to deviate from its specified route. 3. Prevents the unit from reaching its assigned destination. 4. Surprises the squad/section. 5. Inflicts casualties on the unit.

**TASK:** Conduct Terrorist and Saboteur Attacks (5-OPFOR-0005)

**CONDITION:** The opposing forces (OPFOR) element dispatches small teams into the enemy's rear area to disrupt combat service support (CSS) operations.

**STANDARD:** The enemy sustains disrupted command and control (C2), destroyed equipment and supplies, and light casualties. 1. Locates rear support bases and C2 facilities. 2. Delays and disrupts CSS operations through probes. 3. Infiltrates CSS bases to conduct sabotage and terrorist activities. 4. Inflicts light casualties. 5. Destroys supplies and equipment.

**TASK:** Disrupt a Net Control Station (NCS) (5-OPFOR-0019)

**CONDITION:** The enemy has established a NCS. The opposing forces (OPFOR) element has radio and jamming equipment.

**STANDARD:** The OPFOR element attempts to disrupt an NCS. 1. Attempts to locate the radio frequency that the unit is operating on. 2. Attempts to enter the radio net. 3. Attempts to issue "bogus" orders to a unit on the net. 4. Jams the radio frequency and forces the unit to go to an alternate frequency.

**TASK:** Disrupt Construction of Vehicle Fighting Positions (5-OPFOR-0020)

**CONDITION:** The opposing forces (OPFOR) element has located the enemy. The priority intelligence requirements (PIR) and other intelligence obtained by OPFOR patrols indicate the enemy is constructing vehicle fighting positions within its defensive area. The OPFOR element has automatic and antiarmor weapons and light mortars.

**STANDARD:** The OPFOR element attempts to disrupt the enemy's efforts to establish vehicle fighting positions. 1. Locates the defensive area. 2. Surprises the main body. 3. Penetrates the defensive area with squad-size probes. 4. Inflicts casualties on the unit. 5. Destroys vehicles. 6. Disrupts the unit's preparations (prevents or delays beyond the unit's allotted time).

**TASK:** Conduct an Aerial Reconnaissance (5-OPFOR-0010)

**CONDITION:** The opposing forces (OPFOR) headquarters (HQ) element requires intelligence on the locations and identification of enemy elements. An aircraft is dispatched to take photographs and make a visual inspection of the enemy rear area.

**STANDARD:** The OPFOR element gathers photograph intelligence of the enemy. 1. Photographs the assigned sectors. 2. Makes quick visual checks where the ceiling is low. 3. Locates enemy positions in the area, particularly support and storage bases, and command and control (C2) facilities. 4. Sustains no loss of aircraft. 5. Reports priority intelligence requirements (PIR) and other information requirements to the OPFOR HQ.

**TASK:** Disrupt an Engineer Reconnaissance (5-OPFOR-0022)

**CONDITION:** The enemy is conducting an engineer reconnaissance. The opposing forces (OPFOR) element is positioned along the enemy's route.

**STANDARD:** The OPFOR element disrupts an engineer reconnaissance. 1. Prevents the unit from meeting its specified time schedule. 2. Forces the unit to deviate from its specified route. 3. Prevents the unit from accomplishing its assigned engineer reconnaissance. 4. Surprises the unit conducting the reconnaissance.

**TASK:** Conduct an Attack (5-OPFOR-0008)

**CONDITION:** The enemy is conducting tactical operations. The opposing forces (OPFOR) element receives orders to attack the enemy, the area of occupation, or the main supply route (MSR) with smoke.

**STANDARD:** The OPFOR element disrupts the enemy's movement and smoke operations. 1. Determines the delivery method of the smoke attack. 2. Locates the target. 3. Delivers the smoke attack downwind. 4. Attacks the enemy with smoke, and surge attacks when the enemy responds to the smoke.

**TASK:** Disrupt Quartering Party Operations (5-OPFOR-0017)

**CONDITION:** The enemy is conducting quartering party operations. It has established an assembly area (AA) but has not moved in the main body.

**STANDARD:** The opposing forces (OPFOR) element attempts to disrupt quartering party operations and infiltrate the enemy's AA. 1. Locates the quartering party and the AA. 2. Surprises the main body. 3. Penetrates the AA with squad-size probes. 4. Inflicts personnel casualties and vehicle damage. 5. Disrupts the unit's preparations (prevents or delays beyond the unit's allotted time).

**TASK:** Disrupt Enemy Movement and Operations Using Tactical Nuclear Weapons (5-OPFOR-0016)

**CONDITION:** The opposing forces (OPFOR) element has located the enemy. Priority intelligence requirements (PIR) and other intelligence requirements have been obtained by OPFOR patrols. Tactical nuclear weapons are employed against key locations in the rear area.

**STANDARD:** The OPFOR element disrupts enemy movement and operations. 1. Disrupts or delays the movement of the enemy's equipment and supplies to the forward areas. 2. Destroys enemy equipment and supplies. 3. Inflicts a high rate of nuclear casualties among the enemy forces. 4. Denies the enemy the use of specified areas. 5. Contaminates the enemy's equipment and supplies.

**TASK:** Disrupt Assembly Area (AA) Activities (5-OPFOR-0013)

**CONDITION:** Intelligence reports indicate that platoon- and company-size enemy units are operating in the opposing forces (OPFOR) area of operations. Enemy units can defend from AAs with direct fire, antiarmor weapons, and indirect fire. The enemy has close air support (CAS) and nuclear, biological, and chemical (NBC) capabilities.

**STANDARD:** The OPFOR element locates and disrupts the enemy's AA activities. 1. Locates the element's AA. 2. Probes the AA with squad- or team-size elements. 3. Inflicts more than 5 percent casualties on the element. 4. Disrupts the element's preparations (prevents or delays beyond the element's allotted time).

**TASK:** Disrupt Enemy Movement and Operations Using Persistent and Nonpersistent Chemical Weapons (5-OPFOR-0015)

**CONDITION:** The opposing forces (OPFOR) element has located the enemy. Priority intelligence requirements (PIR) and other intelligence requirements have been obtained by OPFOR patrols. The OPFOR units deliver chemical agents, by means of conventional artillery weapons or aircraft, along selected supply routes and key bases in the rear area.

**STANDARD:** The OPFOR element disrupts enemy movement and operations using persistent and nonpersistent chemical weapons. 1. Delivers chemical agents in low and densely wooded areas. 2. Delays the movement of enemy supplies and equipment to the forward areas. 3. Restricts the movement of the enemy units in the rear area. 4. Channels the movement of enemy units into predesignated ambush areas. 5. Contaminates enemy supplies and equipment. 6. Inflicts a high rate of casualties on enemy forces.

**TASK:** Counter Passage of Lines (5-OPFOR-0012)

**CONDITION:** Enemy forces are in defensive positions, but they are expected to attempt passage-of-lines operations. The opposing forces (OPFOR) received orders to disrupt enemy passage-of-lines operations.

**STANDARD:** The OPFOR element delays or prevents enemy passage of lines. 1. Delays the passage. 2. Prevents the company from moving all personnel through the stationary unit. 3. Engages the main body of either the moving or the stationary unit.

**TASK:** Conduct Air Attacks (5-OPFOR-0002)

**CONDITION:** The opposing forces (OPFOR) element in the rear area has forwarded the positions of the enemy support sites or the locations of moving elements. The OPFOR aircraft have been dispatched to attack enemy installations or convoys.

**STANDARD:** The OPFOR element attempts to delay, disrupt, or damage the enemy targets by air. 1. Locates the target (support sites or convoys). 2. Makes attack runs on the designated targets. 3. Inflicts heavy damage to the selected target. 4. Sustains no loss of aircraft. 5. Delays moving the force for more than one hour.

**TASK:** Surrender to the Capturing Unit on the Battlefield (5-OPFOR-0024)

**CONDITION:** The enemy has captured the opposing forces (OPFOR) element's soldiers, documents, and equipment sensitive to the OPFOR tactical operations.

**STANDARD:** The OPFOR soldiers retain or destroy documents and equipment. The OPFOR element surrenders documents and equipment of no tactical use to the enemy and attempts to conceal or destroy items of tactical value. The OPFOR element attempts escape and evasion. 1. Prevents the successful capture of documents and equipment. 2. Destroys documents and equipment. 3. Removes identifying markings from equipment. 4. Removes unit-identifying insignia. 5. Provides misleading information. 6. Plans an escape. 7. Delays movement to the nearest collection point. 8. Prevents safeguarding of enemy prisoners of war (EPWs) in order to cause embarrassment to the United States (US).

**TASK:** Conduct a Raid (5-OPFOR-0004)

**CONDITION:** The opposing forces (OPFOR) element has occupied an objective rally point and has orders to conduct a raid on a combat service support (CSS) base.

**STANDARD:** The OPFOR element infiltrates the enemy's base and destroys all of the targets. 1. Surprises the enemy forces. 2. Assaults the support base and accomplishes the assigned tasks. 3. Destroys the specified equipment and supplies. 4. Avoids being decisively engaged. 5. Withdraws all personnel from the objective areas within the time prescribed. 6. Obtains all priority intelligence requirements (PIR) from the raid site. 7. Sustains only light casualties from enemy fire.

**TASK:** Attack (5-OPFOR-0001)

**CONDITION:** The opposing forces (OPFOR) element has located the enemy. The priority intelligence requirements (PIR) and other intelligence requirements have been obtained by OPFOR patrols. The OPFOR element has automatic and antiarmor weapons and light mortars.

**STANDARD:** The OPFOR element attempts to seize the terrain, vehicles, or equipment. 1. Develops an attack plan. 2. Surprises the enemy unit's main body. 3. Initiates the attack using a scheme of maneuver that exploits the enemy's flanks, gaps, and weaknesses. 4. Uses covered and concealed routes to approach the enemy forces' flanks, gaps, or weakly held areas. 5. Employs indirect fire to support the attack. 6. Penetrates enemy defenses. 7. Destroys equipment and supplies. 8. Inflicts heavy casualties. 9. Isolates the combat service support (CSS) base by blocking reinforcements. 10. Forces enemy units to displace. 11. Avoids being fixed in one position. 12. Withdraws before the CSS base is reinforced with tactical combat forces.

**TASK:** Defend a Minefield (5-OPFOR-0023)

**CONDITION:** The enemy is conducting a minefield sweeping operation. The opposing forces (OPFOR) element has a minefield placed in the enemy's path. The minefield is under constant observation and fire.

**STANDARD:** The OPFOR element defends a minefield against an enemy element conducting a minefield sweeping operation. 1. Prevents the unit from detecting the obstacle. 2. Disrupts the minefield sweeping operation. 3. Prevents the unit from conducting the minefield sweeping operation, prevents the unit from moving all personnel through the breach or delays the completion of the minefield sweeping operation for more than 45 minutes.

**TASK:** Maintain Contact (5-OPFOR-0003)

**CONDITION:** The opposing forces (OPFOR) element is engaged with enemy base defense forces. The enemy forces are withdrawing under pressure.

**STANDARD:** The OPFOR element maintains enemy contact while the enemy withdraws. 1. Engages the enemy forces decisively. 2. Advances the OPFOR as the enemy forces withdraw. 3. Inflicts heavy casualties. 4. Captures the members of the enemy force. 5. Captures documents and equipment. 6. Safeguards captured documents, equipment, and personnel.

**TASK:** Conduct an Ambush (5-OPFOR-0007)

**CONDITION:** The enemy is moving in a convoy. The opposing forces (OPFOR) element is positioned along the enemy's route.

**STANDARD:** The OPFOR element inflicts casualties on the enemy and causes vehicle and equipment damage. 1. Prepares an ambush site before the element arrives. 2. Surprises march element forces. 3. Inflicts heavy casualties within the designated kill zone. 4. Inflicts heavy damage to vehicles and equipment within the designated kill zone. 5. Delays the march element from reaching a specified destination for a specified period of time. 6. Withdraws on order. 7. Sustains no casualties. 8. Reports actions to superiors.

**ELEMENTS:** Company Headquarters  
 Three Combat Mobility Platoons  
 Nine Combat Engineer Squads  
 Mobility Support Platoon  
 Three Mobility Sections

**TASK:** Cross a Chemically Contaminated Area (03-3-C226.05-T01A)  
 (FM 3-3)

**ITERATION:** 1M 2M 3M 4M 5M (Circle)

**COMMANDER/LEADER ASSESSMENT:** T P U (Circle)

**CONDITIONS:** The unit is en route to a new location on a designated route. The unit cannot move off that route and still complete its assigned mission. The unit discovers contamination on the route and is directed to cross the contaminated area. This task is always performed in MOPP4.

**TASK STANDARDS:** The unit crosses the contaminated area without suffering chemical-agent casualties.

TASK STEPS AND PERFORMANCE MEASURES	GO	NO-GO
<p>* 1. The element leader selects a route across the contaminated area.</p> <ul style="list-style-type: none"> <li>a. Used a nuclear, biological, and chemical (NBC) 5 (chemical) report and/or reconnaissance reports to select a route.</li> <li>b. Selected a route that minimized exposure consistent with the mission.</li> <li>c. Obtained a route clearance and approval.</li> </ul> <p>2. The element prepares to cross the area.</p> <ul style="list-style-type: none"> <li>a. Assumed MOPP 4 for crossing the area.</li> <li>b. Ensured that all drivers, vehicle commanders, and leaders knew the march route or had strip maps.</li> <li>c. Ensured that all vehicles were buttoned up (mounted movement).</li> <li>d. Placed externally stored equipment inside the vehicle or covered it with available material.</li> <li>e. Attached M9 detector paper to soldiers and vehicles to provide warning of contamination.</li> </ul> <p>3. The element crosses the area.</p> <ul style="list-style-type: none"> <li>a. Avoided low ground, overhanging branches, and brush to the extent allowed by the tactical situation.</li> <li>b. Conducted dismounted movement, if necessary, as rapidly as possible.</li> <li>c. Crossed the area as quickly and as carefully as possible.</li> </ul> <p>4. The element exits the contaminated area.</p> <ul style="list-style-type: none"> <li>a. Checked for casualties.</li> <li>b. Reported casualties, if applicable.</li> <li>c. Conducted necessary decontamination.</li> <li>d. Continued the mission.</li> </ul>		



TASK PERFORMANCE / EVALUATION SUMMARY BLOCK							
ITERATION	1M	2M	3M	4M	5M		TOTAL
TOTAL TASK STEPS EVALUATED							
TOTAL TASK STEPS "GO"							
TRAINING STATUS "GO"/"NO-GO"							

"\*\*" indicates a leader task step.

#### SUPPORTING INDIVIDUAL TASKS

Task Number	Task Title
031-503-1014	Identify Chemical Agents Using M8 Detector Paper
031-503-2004	Prepare and Submit NBC 4 Reports
031-503-3004	Supervise the Crossing of a Contaminated Area
071-329-1005	Determine a Location on the Ground by Terrain Association
121-030-3534	Report Casualties

**SUPPORTING COLLECTIVE TASKS: NONE**

#### OPFOR TASKS AND STANDARDS

**TASK:** Conduct an Ambush (5-OPFOR-0007)

**CONDITION:** The enemy is moving in a convoy. The opposing forces (OPFOR) element is positioned along the enemy's route.

**STANDARD:** The OPFOR element inflicts casualties on the enemy and causes vehicle and equipment damage. 1. Prepares an ambush site before the element arrives. 2. Surprises march element forces. 3. Inflicts heavy casualties within the designated kill zone. 4. Inflicts heavy damage to vehicles and equipment within the designated kill zone. 5. Delays the march element from reaching a specified destination for a specified period of time. 6. Withdraws on order. 7. Sustains no casualties. 8. Reports actions to superiors.

**TASK:** Conduct an Aerial Reconnaissance (5-OPFOR-0010)

**CONDITION:** The opposing forces (OPFOR) headquarters (HQ) element requires intelligence on the locations and identification of enemy elements. An aircraft is dispatched to take photographs and make a visual inspection of the enemy rear area.

**STANDARD:** The OPFOR element gathers photograph intelligence of the enemy. 1. Photographs the assigned sectors. 2. Makes quick visual checks where the ceiling is low. 3. Locates enemy positions in the area, particularly support and storage bases, and command and control (C2) facilities. 4. Sustains no loss of aircraft. 5. Reports priority intelligence requirements (PIR) and other information requirements to the OPFOR HQ.

**TASK:** Conduct Terrorist and Saboteur Attacks (5-OPFOR-0005)

**CONDITION:** The opposing forces (OPFOR) element dispatches small teams into the enemy's rear area to disrupt combat service support (CSS) operations.

**STANDARD:** The enemy sustains disrupted command and control (C2), destroyed equipment and supplies, and light casualties. 1. Locates rear support bases and C2 facilities. 2. Delays and disrupts CSS operations through probes. 3. Infiltrates CSS bases to conduct sabotage and terrorist activities. 4. Inflicts light casualties. 5. Destroys supplies and equipment.

**TASK:** Disrupt Defensive Preparations (5-OPFOR-0018)

**CONDITION:** The opposing forces (OPFOR) element has located the enemy. Priority intelligence requirements (PIR) and other intelligence requirements obtained by OPFOR patrols indicate that the enemy elements are establishing defensive positions. The OPFOR element has automatic and antiarmor weapons and light mortars.

**STANDARD:** The OPFOR element disrupts and delays the enemy's defensive preparations. 1. Locates and penetrates the enemy's security system. 2. Forces the enemy to delay defensive preparations. 3. Disrupts the enemy's obstacle preparations.

**TASK:** Disrupt Movement (5-OPFOR-0014)

**CONDITION:** The enemy is expected to move through the opposing forces (OPFOR) element's area of operations. The OPFOR element has received an operation order (OPORD) or fragmentary order (FRAGO) to disrupt enemy movement. The enemy has the capability to defend with direct fire and antiarmor weapons.

**STANDARD:** The OPFOR element delays enemy movement. 1. Delays the element. 2. Forces the element to deviate from its route. 3. Prevents the element from reaching its destination. 4. Surprises the element's main body.

**TASK:** Defeat Obstacles (5-OPFOR-0009)

**CONDITION:** The opposing forces (OPFOR) element encounters an obstacle that blocks the avenue of approach as it advances upon the enemy forces.

**STANDARD:** The OPFOR element bypasses or breaches the enemy obstacle. 1. Detects the obstacle before halting its main body. 2. Defeats the obstacle. a. Bypasses the obstacle without entering the engagement areas. b. Breaches the obstacle within 45 minutes and passes its entire force through the obstacle. 3. Does not incur degradation to the point that the mission must be discontinued.

**TASK:** Disrupt a Route Reconnaissance (5-OPFOR-0021)

**CONDITION:** The enemy is conducting a route reconnaissance. The opposing forces (OPFOR) element is positioned along the enemy's route.

**STANDARD:** The OPFOR element attempts to disrupt a squad/section conducting a route reconnaissance. 1. Prevents the unit from meeting its specified time schedule. 2. Forces the unit to deviate from its specified route. 3. Prevents the unit from reaching its assigned destination. 4. Surprises the squad/section. 5. Inflicts casualties on the unit.

**TASK:** Disrupt a Net Control Station (NCS) (5-OPFOR-0019)

**CONDITION:** The enemy has established a NCS. The opposing forces (OPFOR) element has radio and jamming equipment.

**STANDARD:** The OPFOR element attempts to disrupt an NCS. 1. Attempts to locate the radio frequency that the unit is operating on. 2. Attempts to enter the radio net. 3. Attempts to issue "bogus" orders to a unit on the net. 4. Jams the radio frequency and forces the unit to go to an alternate frequency.

**TASK:** Disrupt Construction of Vehicle Fighting Positions (5-OPFOR-0020)

**CONDITION:** The opposing forces (OPFOR) element has located the enemy. The priority intelligence requirements (PIR) and other intelligence obtained by OPFOR patrols indicate the enemy is constructing vehicle fighting positions within its defensive area. The OPFOR element has automatic and antiarmor weapons and light mortars.

**STANDARD:** The OPFOR element attempts to disrupt the enemy's efforts to establish vehicle fighting positions. 1. Locates the defensive area. 2. Surprises the main body. 3. Penetrates the defensive area with squad-size probes. 4. Inflicts casualties on the unit. 5. Destroys vehicles. 6. Disrupts the unit's preparations (prevents or delays beyond the unit's allotted time).

**TASK:** Disrupt an Engineer Reconnaissance (5-OPFOR-0022)

**CONDITION:** The enemy is conducting an engineer reconnaissance. The opposing forces (OPFOR) element is positioned along the enemy's route.

**STANDARD:** The OPFOR element disrupts an engineer reconnaissance. 1. Prevents the unit from meeting its specified time schedule. 2. Forces the unit to deviate from its specified route. 3. Prevents the unit from accomplishing its assigned engineer reconnaissance. 4. Surprises the unit conducting the reconnaissance.

**TASK:** Conduct an Attack (5-OPFOR-0008)

**CONDITION:** The enemy is conducting tactical operations. The opposing forces (OPFOR) element receives orders to attack the enemy, the area of occupation, or the main supply route (MSR) with smoke.

**STANDARD:** The OPFOR element disrupts the enemy's movement and smoke operations. 1. Determines the delivery method of the smoke attack. 2. Locates the target. 3. Delivers the smoke attack downwind. 4. Attacks the enemy with smoke, and surge attacks when the enemy responds to the smoke.

**TASK:** Disrupt Quartering Party Operations (5-OPFOR-0017)

**CONDITION:** The enemy is conducting quartering party operations. It has established an assembly area (AA) but has not moved in the main body.

**STANDARD:** The opposing forces (OPFOR) element attempts to disrupt quartering party operations and infiltrate the enemy's AA. 1. Locates the quartering party and the AA. 2. Surprises the main body. 3. Penetrates the AA with squad-size probes. 4. Inflicts personnel casualties and vehicle damage. 5. Disrupts the unit's preparations (prevents or delays beyond the unit's allotted time).

**TASK:** Disrupt Enemy Movement and Operations Using Tactical Nuclear Weapons (5-OPFOR-0016)

**CONDITION:** The opposing forces (OPFOR) element has located the enemy. Priority intelligence requirements (PIR) and other intelligence requirements have been obtained by OPFOR patrols. Tactical nuclear weapons are employed against key locations in the rear area.

**STANDARD:** The OPFOR element disrupts enemy movement and operations. 1. Disrupts or delays the movement of the enemy's equipment and supplies to the forward areas. 2. Destroys enemy equipment and supplies. 3. Inflicts a high rate of nuclear casualties among the enemy forces. 4. Denies the enemy the use of specified areas. 5. Contaminates the enemy's equipment and supplies.

**TASK:** Disrupt Assembly Area (AA) Activities (5-OPFOR-0013)

**CONDITION:** Intelligence reports indicate that platoon- and company-size enemy units are operating in the opposing forces (OPFOR) area of operations. Enemy units can defend from AAs with direct fire, antiarmor weapons, and indirect fire. The enemy has close air support (CAS) and nuclear, biological, and chemical (NBC) capabilities.

**STANDARD:** The OPFOR element locates and disrupts the enemy's AA activities. 1. Locates the element's AA. 2. Probes the AA with squad- or team-size elements. 3. Inflicts more than 5 percent casualties on the element. 4. Disrupts the element's preparations (prevents or delays beyond the element's allotted time).

**TASK:** Disrupt Enemy Movement and Operations Using Persistent and Nonpersistent Chemical Weapons (5-OPFOR-0015)

**CONDITION:** The opposing forces (OPFOR) element has located the enemy. Priority intelligence requirements (PIR) and other intelligence requirements have been obtained by OPFOR patrols. The OPFOR units deliver chemical agents, by means of conventional artillery weapons or aircraft, along selected supply routes and key bases in the rear area.

**STANDARD:** The OPFOR element disrupts enemy movement and operations using persistent and nonpersistent chemical weapons. 1. Delivers chemical agents in low and densely wooded areas. 2. Delays the movement of enemy supplies and equipment to the forward areas. 3. Restricts the movement of the enemy units in the rear area. 4. Channels the movement of enemy units into predesignated ambush areas. 5. Contaminates enemy supplies and equipment. 6. Inflicts a high rate of casualties on enemy forces.

**TASK:** Counter Passage of Lines (5-OPFOR-0012)

**CONDITION:** Enemy forces are in defensive positions, but they are expected to attempt passage-of-lines operations. The opposing forces (OPFOR) received orders to disrupt enemy passage-of-lines operations.

**STANDARD:** The OPFOR element delays or prevents enemy passage of lines. 1. Delays the passage. 2. Prevents the company from moving all personnel through the stationary unit. 3. Engages the main body of either the moving or the stationary unit.

**TASK:** Conduct Air Attacks (5-OPFOR-0002)

**CONDITION:** The opposing forces (OPFOR) element in the rear area has forwarded the positions of the enemy support sites or the locations of moving elements. The OPFOR aircraft have been dispatched to attack enemy installations or convoys.

**STANDARD:** The OPFOR element attempts to delay, disrupt, or damage the enemy targets by air. 1. Locates the target (support sites or convoys). 2. Makes attack runs on the designated targets. 3. Inflicts heavy damage to the selected target. 4. Sustains no loss of aircraft. 5. Delays moving the force for more than one hour.

**TASK:** Surrender to the Capturing Unit on the Battlefield (5-OPFOR-0024)

**CONDITION:** The enemy has captured the opposing forces (OPFOR) element's soldiers, documents, and equipment sensitive to the OPFOR tactical operations.

**STANDARD:** The OPFOR soldiers retain or destroy documents and equipment. The OPFOR element surrenders documents and equipment of no tactical use to the enemy and attempts to conceal or destroy items of tactical value. The OPFOR element attempts escape and evasion. 1. Prevents the successful capture of documents and equipment. 2. Destroys documents and equipment. 3. Removes identifying markings from equipment. 4. Removes unit-identifying insignia. 5. Provides misleading information. 6. Plans an escape. 7. Delays movement to the nearest collection point. 8. Prevents safeguarding of enemy prisoners of war (EPWs) in order to cause embarrassment to the United States (US).

**TASK:** Conduct a Raid (5-OPFOR-0004)

**CONDITION:** The opposing forces (OPFOR) element has occupied an objective rally point and has orders to conduct a raid on a combat service support (CSS) base.

**STANDARD:** The OPFOR element infiltrates the enemy's base and destroys all of the targets. 1. Surprises the enemy forces. 2. Assaults the support base and accomplishes the assigned tasks. 3. Destroys the specified equipment and supplies. 4. Avoids being decisively engaged. 5. Withdraws all personnel from the objective areas within the time prescribed. 6. Obtains all priority intelligence requirements (PIR) from the raid site. 7. Sustains only light casualties from enemy fire.

**TASK:** Attack (5-OPFOR-0001)

**CONDITION:** The opposing forces (OPFOR) element has located the enemy. The priority intelligence requirements (PIR) and other intelligence requirements have been obtained by OPFOR patrols. The OPFOR element has automatic and antiarmor weapons and light mortars.

**STANDARD:** The OPFOR element attempts to seize the terrain, vehicles, or equipment. 1. Develops an attack plan. 2. Surprises the enemy unit's main body. 3. Initiates the attack using a scheme of maneuver that exploits the enemy's flanks, gaps, and weaknesses. 4. Uses covered and concealed routes to approach the enemy forces' flanks, gaps, or weakly held areas. 5. Employs indirect fire to support the attack. 6. Penetrates enemy defenses. 7. Destroys equipment and supplies. 8. Inflicts heavy casualties. 9. Isolates the combat service support (CSS) base by blocking reinforcements. 10. Forces enemy units to displace. 11. Avoids being fixed in one position. 12. Withdraws before the CSS base is reinforced with tactical combat forces.

**TASK:** Defend a Minefield (5-OPFOR-0023)

**CONDITION:** The enemy is conducting a minefield sweeping operation. The opposing forces (OPFOR) element has a minefield placed in the enemy's path. The minefield is under constant observation and fire.

**STANDARD:** The OPFOR element defends a minefield against an enemy element conducting a minefield sweeping operation. 1. Prevents the unit from detecting the obstacle. 2. Disrupts the minefield sweeping operation. 3. Prevents the unit from conducting the minefield sweeping operation, prevents the unit from moving all personnel through the breach or delays the completion of the minefield sweeping operation for more than 45 minutes.

**TASK:** Maintain Contact (5-OPFOR-0003)

**CONDITION:** The opposing forces (OPFOR) element is engaged with enemy base defense forces. The enemy forces are withdrawing under pressure.

**STANDARD:** The OPFOR element maintains enemy contact while the enemy withdraws. 1. Engages the enemy forces decisively. 2. Advances the OPFOR as the enemy forces withdraw. 3. Inflicts heavy casualties. 4. Captures the members of the enemy force. 5. Captures documents and equipment. 6. Safeguards captured documents, equipment, and personnel.

**ELEMENTS:** Company Headquarters  
 Three Combat Mobility Platoons  
 Nine Combat Engineer Squads  
 Mobility Support Platoon  
 Three Mobility Sections

**TASK:** Conduct Breaching Operations (05-2-0114)  
 (FM 3-34.2) (FM 101-5-1) (FM 20-32)  
 (FM 5-34)

**ITERATION:** 1 2 3 4 5 M (Circle)

**COMMANDER/LEADER ASSESSMENT:** T P U (Circle)

**CONDITIONS:** The engineer company is performing continuous tactical operations in darkness and daylight under all weather conditions. The engineer company is supporting a maneuver task force (TF) with an established command or support relationship. The TF has the mission of conducting an offensive operation and has designated support, breach, and assault forces. The TF is conducting both in-stride and deliberate breaching operations. Digital units have performed functionality checks and systems are operational. Some iterations of this task should be performed in MOPP4.

**TASK STANDARDS:** The company creates lanes through obstacles where directed by the TF commander to maintain the momentum of the attack. Friendly forces sustain no casualties while using the marked lanes. Digital units send and receive reports using frequency-modulated (FM) or digital means. The time required to perform this task is increased when conducting it in mission-oriented protection posture (MOPP) 4.

TASK STEPS AND PERFORMANCE MEASURES	GO	NO-GO
<p>* 1. The company commander conducts troop-leading procedures with an emphasis on preparing for breaching operations.</p> <ul style="list-style-type: none"> <li>a. Identified personnel and equipment needed, and task-organized platoons to reduce obstacles in support of the attack.</li> <li>b. Rehearsed the mission with platoon leaders.</li> <li>c. Ensured that each element understood its mission.</li> <li>d. Ensured that the platoon's equipment was checked for serviceability and had everything specified in the unit's standing operating procedure (SOP), including those items required for the specific mission.</li> </ul> <p>NOTE: An engineer company may require augmentation with additional equipment, such as the Grizzly and/or the Wolverine and personnel (up to two additional platoons) to support the deliberate attack.</p> <ul style="list-style-type: none"> <li>e. Identified engineer-required Class V munitions and requested the munitions through the maneuver unit if applicable, based on the command or support relationship.</li> <li>f. Task-organized the company and equipment to support the mission, identifying the engineer support needed for the breach, support, and assault force, with priority to the breach force.</li> <li>g. Coordinated with the maneuver commander or the Operations and Training Officer (US Army) (S3) to place the unit in the TF formation.</li> </ul> <p>NOTE: The engineer company leadership must be very familiar with the maneuver unit's tactical standing operating procedure (TACSOP).</p> <p>2. The company conducts actions in the assembly area.</p> <ul style="list-style-type: none"> <li>a. Performed precombat checks with a special emphasis on reduction assets.</li> <li>b. Linked up with the supported units, if applicable.</li> </ul>		

TASK STEPS AND PERFORMANCE MEASURES	GO	NO-GO
<p>c. Conducted detailed rehearsals with the supported units, if applicable.</p> <p>3. The company moves with the maneuver unit to the last covered and concealed location before the obstacle.</p> <p>4. The company takes action as directed by the maneuver commander according to the maneuver unit's TACSOP.</p> <p>* 5. The company commander positions subordinate elements well forward and integrates them into the breach- and assault-force combat formations. The commander anticipates locations and/or events where engineer support is essential.</p> <p>* 6. The company commander anticipates obstacle locations based on the engineer battlefield assessment.</p> <p>7. The company supports the breaching operation.</p> <p>* 8. The company commander directs the engineer platoons to conduct an enemy-obstacle reconnaissance.</p> <p>* 9. The company commander advises the maneuver commander on the best location to bypass or reduce the obstacle.</p> <p>10. The company supports the breach and assault forces with priority to the breach force. The company may provide limited support to allow the support force to move into an overwatch position.</p> <p>*11. The company commander directs the engineer platoon supporting the breach force to reduce the tactical obstacles along the attack axis. The platoon is prepared to support both mounted and dismounted attacks.</p> <p style="padding-left: 40px;">a. Maintained a minimum of one lane per assaulting company or two lanes per TF.</p> <p style="padding-left: 40px;">b. Created the lane in 10 minutes or less when personnel and equipment were exposed to direct and/or observed indirect fire.</p> <p>NOTE: The above 10 minutes refers to the time allowed to reduce the obstacle or to create the lane. It is the maximum time permitted for personnel and equipment to remain exposed in front of the obstacle. Either during covert breaching operations or when the unit is not under enemy fire, no time standard is established.</p> <p>*12. The company commander retains the ability to reinforce or supplement the efforts of the forward platoons.</p> <p>13. The engineer platoon marks the lane according to the unit's TACSOP.</p> <p>*14. The engineer platoon leader reports to higher headquarters (HQ) on the location of the lane according to the unit's TACSOP.</p> <p>15. The company prepares to continue the mission.</p> <p>*16. The company commander reports the location of the lane and/or obstacle to higher HQ according to the unit's TACSOP.</p> <p>17. The company conducts a lane or obstacle hand-off.</p> <p>*18. The company commander directs an engineer platoon or squad to remain at the lane or obstacle to hand it over to the follow-on engineer unit. The lane or obstacle is expediently marked, and the marking method is explained to the follow-on engineer unit.</p>		

TASK STEPS AND PERFORMANCE MEASURES	GO	NO-GO
19. The company supports the maneuver unit's assault on the objective. NOTE: In digital units, the element leader populates the Force XXI Battle Command Brigade and Below (FBCB2) System with the locations of lanes and/or obstacles to provide the maneuver unit and follow-on forces with situational awareness (SA) according to the unit's TACSOP.		

TASK PERFORMANCE / EVALUATION SUMMARY BLOCK							
ITERATION	1	2	3	4	5	M	TOTAL
TOTAL TASK STEPS EVALUATED							
TOTAL TASK STEPS "GO"							
TRAINING STATUS "GO"/"NO-GO"							

"\*" indicates a leader task step.

#### SUPPORTING INDIVIDUAL TASKS

Task Number	Task Title
052-192-3060	Conduct a Breach of a Minefield
052-192-4053	Supervise Minefield Breaching Operations
052-194-4007	Execute a Complex Obstacle Breach

#### SUPPORTING COLLECTIVE TASKS

Task Number	Task Title
05-1-0008	Prepare an Operation Order (OPORD)
05-1-0721	Plan/Control Augmentation Support
05-2-1126	Coordinate for Organizational Maintenance Support
05-2-1131	Establish Unit Maintenance Operations
05-3-1018	Conduct Troop-Leading Procedures

#### OPFOR TASKS AND STANDARDS

**TASK:** Attack (5-OPFOR-0001)

**CONDITION:** The opposing forces (OPFOR) element has located the enemy. The priority intelligence requirements (PIR) and other intelligence requirements have been obtained by OPFOR patrols. The OPFOR element has automatic and antiarmor weapons and light mortars.

**STANDARD:** The OPFOR element attempts to seize the terrain, vehicles, or equipment. 1. Develops an attack plan. 2. Surprises the enemy unit's main body. 3. Initiates the attack using a scheme of maneuver that exploits the enemy's flanks, gaps, and weaknesses. 4. Uses covered and concealed routes to approach the enemy forces' flanks, gaps, or weakly held areas. 5. Employs indirect fire to support the attack. 6. Penetrates enemy defenses. 7. Destroys equipment and supplies. 8. Inflicts heavy casualties. 9. Isolates the combat service support (CSS) base by blocking reinforcements. 10. Forces enemy units to displace. 11. Avoids being fixed in one position. 12. Withdraws before the CSS base is reinforced with tactical combat forces.

**TASK:** Conduct Air Attacks (5-OPFOR-0002)



**CONDITION:** The opposing forces (OPFOR) element in the rear area has forwarded the positions of the enemy support sites or the locations of moving elements. The OPFOR aircraft have been dispatched to attack enemy installations or convoys.

**STANDARD:** The OPFOR element attempts to delay, disrupt, or damage the enemy targets by air. 1. Locates the target (support sites or convoys). 2. Makes attack runs on the designated targets. 3. Inflicts heavy damage to the selected target. 4. Sustains no loss of aircraft. 5. Delays moving the force for more than one hour.

**TASK:** Conduct Sniper Operations (5-OPFOR-0006)

**CONDITION:** The opposing forces (OPFOR) element has assigned snipers (regular or irregular elements) in the enemy's rear area along the main supply route (MSR) and near support sites.

**STANDARD:** The OPFOR element kills or wounds targets. 1. Sets up a well-concealed location. 2. Engages vehicle drivers or personnel on foot with short bursts of semiautomatic fire. 3. Kills or wounds selected targets. 4. Prevents the position from being discovered by enemy forces. 5. Evacuates the area without being spotted. 6. Reports all specified priority intelligence requirements (PIR) and other intelligence requirements to the OPFOR headquarters (HQ).

**TASK:** Conduct an Attack (5-OPFOR-0008)

**CONDITION:** The enemy is conducting tactical operations. The opposing forces (OPFOR) element receives orders to attack the enemy, the area of occupation, or the main supply route (MSR) with smoke.

**STANDARD:** The OPFOR element disrupts the enemy's movement and smoke operations. 1. Determines the delivery method of the smoke attack. 2. Locates the target. 3. Delivers the smoke attack downwind. 4. Attacks the enemy with smoke, and surge attacks when the enemy responds to the smoke.

**TASK:** Conduct an Aerial Reconnaissance (5-OPFOR-0010)

**CONDITION:** The opposing forces (OPFOR) headquarters (HQ) element requires intelligence on the locations and identification of enemy elements. An aircraft is dispatched to take photographs and make a visual inspection of the enemy rear area.

**STANDARD:** The OPFOR element gathers photograph intelligence of the enemy. 1. Photographs the assigned sectors. 2. Makes quick visual checks where the ceiling is low. 3. Locates enemy positions in the area, particularly support and storage bases, and command and control (C2) facilities. 4. Sustains no loss of aircraft. 5. Reports priority intelligence requirements (PIR) and other information requirements to the OPFOR HQ.

**TASK:** Gather Intelligence (5-OPFOR-0011)

**CONDITION:** The opposing forces (OPFOR) small element, operating in the rear area, is planning attacks on enemy bases. Information is needed to complete the plans.

**STANDARD:** The OPFOR element infiltrates, gathers intelligence information, and submits its findings to the command. 1. Identifies all priority intelligence requirements (PIR) and other intelligence requirements. 2. Passes through any outpost, defensive wire, or warning devices undetected. 3. Moves to an observation point that offers cover and concealment and is clear enough to gather PIR and other intelligence requirements. 4. Gathers all PIR and other intelligence requirements. 5. Withdraws from the area undetected. 6. Reports all information to the OPFOR headquarters (HQ).

**TASK:** Disrupt Movement (5-OPFOR-0014)

**CONDITION:** The enemy is expected to move through the opposing forces (OPFOR) element's area of operations. The OPFOR element has received an operation order (OPORD) or fragmentary order (FRAGO) to disrupt enemy movement. The enemy has the capability to defend with direct fire and antiarmor weapons.

**STANDARD:** The OPFOR element delays enemy movement. 1. Delays the element. 2. Forces the element to deviate from its route. 3. Prevents the element from reaching its destination. 4. Surprises the element's main body.

**TASK:** Disrupt Enemy Movement and Operations Using Persistent and Nonpersistent Chemical Weapons (5-OPFOR-0015)

**CONDITION:** The opposing forces (OPFOR) element has located the enemy. Priority intelligence requirements (PIR) and other intelligence requirements have been obtained by OPFOR patrols. The OPFOR units deliver chemical agents, by means of conventional artillery weapons or aircraft, along selected supply routes and key bases in the rear area.

**STANDARD:** The OPFOR element disrupts enemy movement and operations using persistent and nonpersistent chemical weapons. 1. Delivers chemical agents in low and densely wooded areas. 2. Delays the movement of enemy supplies and equipment to the forward areas. 3. Restricts the movement of the enemy units in the rear area. 4. Channels the movement of enemy units into predesignated ambush areas. 5. Contaminates enemy supplies and equipment. 6. Inflicts a high rate of casualties on enemy forces.

**TASK:** Surrender to the Capturing Unit on the Battlefield (5-OPFOR-0024)

**CONDITION:** The enemy has captured the opposing forces (OPFOR) element's soldiers, documents, and equipment sensitive to the OPFOR tactical operations.

**STANDARD:** The OPFOR soldiers retain or destroy documents and equipment. The OPFOR element surrenders documents and equipment of no tactical use to the enemy and attempts to conceal or destroy items of tactical value. The OPFOR element attempts escape and evasion. 1. Prevents the successful capture of documents and equipment. 2. Destroys documents and equipment. 3. Removes identifying markings from equipment. 4. Removes unit-identifying insignia. 5. Provides misleading information. 6. Plans an escape. 7. Delays movement to the nearest collection point. 8. Prevents safeguarding of enemy prisoners of war (EPWs) in order to cause embarrassment to the United States (US).

**TASK:** Defeat Obstacles (5-OPFOR-0009)

**CONDITION:** The opposing forces (OPFOR) element encounters an obstacle that blocks the avenue of approach as it advances upon the enemy forces.

**STANDARD:** The OPFOR element bypasses or breaches the enemy obstacle. 1. Detects the obstacle before halting its main body. 2. Defeats the obstacle. a. Bypasses the obstacle without entering the engagement areas. b. Breaches the obstacle within 45 minutes and passes its entire force through the obstacle. 3. Does not incur degradation to the point that the mission must be discontinued.

**TASK:** Disrupt a Route Reconnaissance (5-OPFOR-0021)

**CONDITION:** The enemy is conducting a route reconnaissance. The opposing forces (OPFOR) element is positioned along the enemy's route.

**STANDARD:** The OPFOR element attempts to disrupt a squad/section conducting a route reconnaissance. 1. Prevents the unit from meeting its specified time schedule. 2. Forces the unit to deviate from its specified route. 3. Prevents the unit from reaching its assigned destination. 4. Surprises the squad/section. 5. Inflicts casualties on the unit.

**TASK:** Conduct Terrorist and Saboteur Attacks (5-OPFOR-0005)

**CONDITION:** The opposing forces (OPFOR) element dispatches small teams into the enemy's rear area to disrupt combat service support (CSS) operations.

**STANDARD:** The enemy sustains disrupted command and control (C2), destroyed equipment and supplies, and light casualties. 1. Locates rear support bases and C2 facilities. 2. Delays and disrupts CSS operations through probes. 3. Infiltrates CSS bases to conduct sabotage and terrorist activities. 4. Inflicts light casualties. 5. Destroys supplies and equipment.

**TASK:** Disrupt a Net Control Station (NCS) (5-OPFOR-0019)

**CONDITION:** The enemy has established a NCS. The opposing forces (OPFOR) element has radio and jamming equipment.

**STANDARD:** The OPFOR element attempts to disrupt an NCS. 1. Attempts to locate the radio frequency that the unit is operating on. 2. Attempts to enter the radio net. 3. Attempts to issue "bogus" orders to a unit on the net. 4. Jams the radio frequency and forces the unit to go to an alternate frequency.

**TASK:** Disrupt Construction of Vehicle Fighting Positions (5-OPFOR-0020)

**CONDITION:** The opposing forces (OPFOR) element has located the enemy. The priority intelligence requirements (PIR) and other intelligence obtained by OPFOR patrols indicate the enemy is constructing vehicle fighting positions within its defensive area. The OPFOR element has automatic and antiarmor weapons and light mortars.

**STANDARD:** The OPFOR element attempts to disrupt the enemy's efforts to establish vehicle fighting positions. 1. Locates the defensive area. 2. Surprises the main body. 3. Penetrates the defensive area with squad-size probes. 4. Inflicts casualties on the unit. 5. Destroys vehicles. 6. Disrupts the unit's preparations (prevents or delays beyond the unit's allotted time).

**TASK:** Disrupt Defensive Preparations (5-OPFOR-0018)

**CONDITION:** The opposing forces (OPFOR) element has located the enemy. Priority intelligence requirements (PIR) and other intelligence requirements obtained by OPFOR patrols indicate that the enemy elements are establishing defensive positions. The OPFOR element has automatic and antiarmor weapons and light mortars.

**STANDARD:** The OPFOR element disrupts and delays the enemy's defensive preparations. 1. Locates and penetrates the enemy's security system. 2. Forces the enemy to delay defensive preparations. 3. Disrupts the enemy's obstacle preparations.

**TASK:** Disrupt Quartering Party Operations (5-OPFOR-0017)

**CONDITION:** The enemy is conducting quartering party operations. It has established an assembly area (AA) but has not moved in the main body.

**STANDARD:** The opposing forces (OPFOR) element attempts to disrupt quartering party operations and infiltrate the enemy's AA. 1. Locates the quartering party and the AA. 2. Surprises the main body. 3. Penetrates the AA with squad-size probes. 4. Inflicts personnel casualties and vehicle damage. 5. Disrupts the unit's preparations (prevents or delays beyond the unit's allotted time).

**TASK:** Disrupt Enemy Movement and Operations Using Tactical Nuclear Weapons (5-OPFOR-0016)

**CONDITION:** The opposing forces (OPFOR) element has located the enemy. Priority intelligence requirements (PIR) and other intelligence requirements have been obtained by OPFOR patrols. Tactical nuclear weapons are employed against key locations in the rear area.

**STANDARD:** The OPFOR element disrupts enemy movement and operations. 1. Disrupts or delays the movement of the enemy's equipment and supplies to the forward areas. 2. Destroys enemy equipment and supplies. 3. Inflicts a high rate of nuclear casualties among the enemy forces. 4. Denies the enemy the use of specified areas. 5. Contaminates the enemy's equipment and supplies.

**TASK:** Counter Passage of Lines (5-OPFOR-0012)

**CONDITION:** Enemy forces are in defensive positions, but they are expected to attempt passage-of-lines operations. The opposing forces (OPFOR) received orders to disrupt enemy passage-of-lines operations.

**STANDARD:** The OPFOR element delays or prevents enemy passage of lines. 1. Delays the passage. 2. Prevents the company from moving all personnel through the stationary unit. 3. Engages the main body of either the moving or the stationary unit.

**TASK:** Defend a Minefield (5-OPFOR-0023)

**CONDITION:** The enemy is conducting a minefield sweeping operation. The opposing forces (OPFOR) element has a minefield placed in the enemy's path. The minefield is under constant observation and fire.

**STANDARD:** The OPFOR element defends a minefield against an enemy element conducting a minefield sweeping operation. 1. Prevents the unit from detecting the obstacle. 2. Disrupts the minefield sweeping operation. 3. Prevents the unit from conducting the minefield sweeping operation, prevents the unit from moving all personnel through the breach or delays the completion of the minefield sweeping operation for more than 45 minutes.

**TASK:** Conduct a Raid (5-OPFOR-0004)

**CONDITION:** The opposing forces (OPFOR) element has occupied an objective rally point and has orders to conduct a raid on a combat service support (CSS) base.

**STANDARD:** The OPFOR element infiltrates the enemy's base and destroys all of the targets. 1. Surprises the enemy forces. 2. Assaults the support base and accomplishes the assigned tasks. 3. Destroys the specified equipment and supplies. 4. Avoids being decisively engaged. 5. Withdraws all personnel from the objective areas within the time prescribed. 6. Obtains all priority intelligence requirements (PIR) from the raid site. 7. Sustains only light casualties from enemy fire.

**TASK:** Disrupt Assembly Area (AA) Activities (5-OPFOR-0013)

**CONDITION:** Intelligence reports indicate that platoon- and company-size enemy units are operating in the opposing forces (OPFOR) area of operations. Enemy units can defend from AAs with direct fire, antiarmor weapons, and indirect fire. The enemy has close air support (CAS) and nuclear, biological, and chemical (NBC) capabilities.

**STANDARD:** The OPFOR element locates and disrupts the enemy's AA activities. 1. Locates the element's AA. 2. Probes the AA with squad- or team-size elements. 3. Inflicts more than 5 percent casualties on the element. 4. Disrupts the element's preparations (prevents or delays beyond the element's allotted time).

**TASK:** Disrupt an Engineer Reconnaissance (5-OPFOR-0022)

**CONDITION:** The enemy is conducting an engineer reconnaissance. The opposing forces (OPFOR) element is positioned along the enemy's route.

**STANDARD:** The OPFOR element disrupts an engineer reconnaissance. 1. Prevents the unit from meeting its specified time schedule. 2. Forces the unit to deviate from its specified route. 3. Prevents the unit from accomplishing its assigned engineer reconnaissance. 4. Surprises the unit conducting the reconnaissance.

**TASK:** Conduct an Ambush (5-OPFOR-0007)

**CONDITION:** The enemy is moving in a convoy. The opposing forces (OPFOR) element is positioned along the enemy's route.

**STANDARD:** The OPFOR element inflicts casualties on the enemy and causes vehicle and equipment damage. 1. Prepares an ambush site before the element arrives. 2. Surprises march element forces. 3. Inflicts heavy casualties within the designated kill zone. 4. Inflicts heavy damage to vehicles and equipment within the designated kill zone. 5. Delays the march element from reaching a specified destination for a specified period of time. 6. Withdraws on order. 7. Sustains no casualties. 8. Reports actions to superiors.

**TASK:** Maintain Contact (5-OPFOR-0003)

**CONDITION:** The opposing forces (OPFOR) element is engaged with enemy base defense forces. The enemy forces are withdrawing under pressure.

**STANDARD:** The OPFOR element maintains enemy contact while the enemy withdraws. 1. Engages the enemy forces decisively. 2. Advances the OPFOR as the enemy forces withdraw. 3. Inflicts heavy casualties. 4. Captures the members of the enemy force. 5. Captures documents and equipment. 6. Safeguards captured documents, equipment, and personnel.

**ELEMENTS:** Company Headquarters  
 Three Combat Mobility Platoons  
 Nine Combat Engineer Squads  
 Mobility Support Platoon  
 Three Mobility Sections

**TASK:** Camouflage Vehicles and Equipment (05-2-0301)  
 (FM 20-3)

**ITERATION:** 1 2 3 4 5 M (Circle)

**COMMANDER/LEADER ASSESSMENT:** T P U (Circle)

**CONDITIONS:** The unit is tactically deployed. The enemy has air and ground surveillance capability, to include infrared sensors. Camouflage resources are available. Digital units have performed functionality checks, and systems are operational. Some iterations of this task should be performed in MOPP4.

**TASK STANDARDS:** Vehicles, equipment, and individual fighting positions cannot be detected by ground forces within small-arms range. The element's location or identity cannot be determined through aerial photographs or ground surveillance radar (GSR). Digital units send and receive reports using frequency-modulated (FM) or digital means. The time required to perform this task is increased when conducting it in mission-oriented protection posture (MOPP) 4.

TASK STEPS AND PERFORMANCE MEASURES	GO	NO-GO
<p>* 1. The element leader selects concealed vehicle positions and traffic routes.</p> <ul style="list-style-type: none"> <li>a. Ensured that the vehicle operators used concealed routes whenever possible, following and paralleling hedges, woods, fences, cultivated fields, and other natural terrain features.</li> <li>b. Ensured that the vehicle's track signature continued past the parked location to another logical spot.</li> </ul> <p>2. Operators maneuver vehicles along concealed routes.</p> <ul style="list-style-type: none"> <li>a. Used existing tracks.</li> <li>b. Avoided movement near terrain features (such as hilltops and road intersections) that may have been used as a reference point by the enemy's ground or aerial fires.</li> <li>c. Obliterated vehicle tracks where they turned, concealing vehicle positions.</li> </ul> <p>3. The element conceals vehicles and equipment.</p> <ul style="list-style-type: none"> <li>a. Positioned vehicles and equipment under natural cover or in shadows.</li> <li>b. Positioned vehicles and equipment so that their shapes blended with the surroundings.</li> <li>c. Used natural materials to distort and combine with the shapes or shadows of vehicles and equipment.</li> <li>d. Blended natural materials with the surrounding area.</li> <li>e. Replaced cut vegetation when it withered or changed color.</li> <li>f. Used nets to create shadows.</li> <li>g. Used camouflage-screening systems to enhance natural materials.</li> <li>h. Kept heat sources (generators, engines, and mess areas) under screening systems, even when using natural concealment.</li> <li>i. Covered shiny objects such as windshields, headlights, cab windows, and wet vehicle bodies.</li> <li>j. Dug in (if in desert or open terrain) when the situation permitted.</li> <li>k. Concealed vehicle track signatures in snow-covered terrain.</li> </ul>		

TASK STEPS AND PERFORMANCE MEASURES	GO	NO-GO
I. Disguised vehicles and equipment to change their appearance or to resemble something of lesser or greater threat to the enemy.  * 4. Leaders enforce camouflage discipline. a. Ensured that the element's activities did not change the area's appearance or reveal the presence of military equipment. b. Enforced measures to maintain blackout conditions at night. c. Ensured that measures were taken to eliminate or reduce noise by muffling or masking it with the terrain, defilade positions, or shields. d. Ensured the prompt and complete police of debris or spoil from the area.  * 5. Leaders know when opposing forces (OPFOR) surveillance is overhead. a. Received satellite transmission (SATRAN) information from higher headquarters (HQ). b. Disseminated pertinent SATRAN information to subordinates. c. Incorporated SATRAN information into the tactical plan.		

TASK PERFORMANCE / EVALUATION SUMMARY BLOCK							
ITERATION	1	2	3	4	5	M	TOTAL
TOTAL TASK STEPS EVALUATED							
TOTAL TASK STEPS "GO"							
TRAINING STATUS "GO"/"NO-GO"							

"\*" indicates a leader task step.

#### SUPPORTING INDIVIDUAL TASKS

Task Number	Task Title
071-326-5705	Establish an Observation Post
071-328-5301	Inspect Personnel/Equipment
071-331-0815	Practice Noise, Light, and Litter Discipline
071-430-0006	Conduct a Defense by a Platoon

**SUPPORTING COLLECTIVE TASKS: NONE**

#### OPFOR TASKS AND STANDARDS

**TASK:** Conduct Sniper Operations (5-OPFOR-0006)

**CONDITION:** The opposing forces (OPFOR) element has assigned snipers (regular or irregular elements) in the enemy's rear area along the main supply route (MSR) and near support sites.

**STANDARD:** The OPFOR element kills or wounds targets. 1. Sets up a well-concealed location. 2. Engages vehicle drivers or personnel on foot with short bursts of semiautomatic fire. 3. Kills or wounds selected targets. 4. Prevents the position from being discovered by enemy forces. 5. Evacuates the area without being spotted. 6. Reports all specified priority intelligence requirements (PIR) and other intelligence requirements to the OPFOR headquarters (HQ).

**TASK:** Disrupt Defensive Preparations (5-OPFOR-0018)

**CONDITION:** The opposing forces (OPFOR) element has located the enemy. Priority intelligence requirements (PIR) and other intelligence requirements obtained by OPFOR patrols indicate that the enemy elements are establishing defensive positions. The OPFOR element has automatic and antiarmor weapons and light mortars.

**STANDARD:** The OPFOR element disrupts and delays the enemy's defensive preparations. 1. Locates and penetrates the enemy's security system. 2. Forces the enemy to delay defensive preparations. 3. Disrupts the enemy's obstacle preparations.

**TASK:** Disrupt Movement (5-OPFOR-0014)

**CONDITION:** The enemy is expected to move through the opposing forces (OPFOR) element's area of operations. The OPFOR element has received an operation order (OPORD) or fragmentary order (FRAGO) to disrupt enemy movement. The enemy has the capability to defend with direct fire and antiarmor weapons.

**STANDARD:** The OPFOR element delays enemy movement. 1. Delays the element. 2. Forces the element to deviate from its route. 3. Prevents the element from reaching its destination. 4. Surprises the element's main body.

**TASK:** Defeat Obstacles (5-OPFOR-0009)

**CONDITION:** The opposing forces (OPFOR) element encounters an obstacle that blocks the avenue of approach as it advances upon the enemy forces.

**STANDARD:** The OPFOR element bypasses or breaches the enemy obstacle. 1. Detects the obstacle before halting its main body. 2. Defeats the obstacle. a. Bypasses the obstacle without entering the engagement areas. b. Breaches the obstacle within 45 minutes and passes its entire force through the obstacle. 3. Does not incur degradation to the point that the mission must be discontinued.

**TASK:** Conduct an Attack (5-OPFOR-0008)

**CONDITION:** The enemy is conducting tactical operations. The opposing forces (OPFOR) element receives orders to attack the enemy, the area of occupation, or the main supply route (MSR) with smoke.

**STANDARD:** The OPFOR element disrupts the enemy's movement and smoke operations. 1. Determines the delivery method of the smoke attack. 2. Locates the target. 3. Delivers the smoke attack downwind. 4. Attacks the enemy with smoke, and surge attacks when the enemy responds to the smoke.

**TASK:** Disrupt a Route Reconnaissance (5-OPFOR-0021)

**CONDITION:** The enemy is conducting a route reconnaissance. The opposing forces (OPFOR) element is positioned along the enemy's route.

**STANDARD:** The OPFOR element attempts to disrupt a squad/section conducting a route reconnaissance. 1. Prevents the unit from meeting its specified time schedule. 2. Forces the unit to deviate from its specified route. 3. Prevents the unit from reaching its assigned destination. 4. Surprises the squad/section. 5. Inflicts casualties on the unit.

**TASK:** Conduct Terrorist and Saboteur Attacks (5-OPFOR-0005)

**CONDITION:** The opposing forces (OPFOR) element dispatches small teams into the enemy's rear area to disrupt combat service support (CSS) operations.



**STANDARD:** The enemy sustains disrupted command and control (C2), destroyed equipment and supplies, and light casualties. 1. Locates rear support bases and C2 facilities. 2. Delays and disrupts CSS operations through probes. 3. Infiltrates CSS bases to conduct sabotage and terrorist activities. 4. Inflicts light casualties. 5. Destroys supplies and equipment.

**TASK:** Disrupt a Net Control Station (NCS) (5-OPFOR-0019)

**CONDITION:** The enemy has established a NCS. The opposing forces (OPFOR) element has radio and jamming equipment.

**STANDARD:** The OPFOR element attempts to disrupt an NCS. 1. Attempts to locate the radio frequency that the unit is operating on. 2. Attempts to enter the radio net. 3. Attempts to issue "bogus" orders to a unit on the net. 4. Jams the radio frequency and forces the unit to go to an alternate frequency.

**TASK:** Disrupt Construction of Vehicle Fighting Positions (5-OPFOR-0020)

**CONDITION:** The opposing forces (OPFOR) element has located the enemy. The priority intelligence requirements (PIR) and other intelligence obtained by OPFOR patrols indicate the enemy is constructing vehicle fighting positions within its defensive area. The OPFOR element has automatic and antiarmor weapons and light mortars.

**STANDARD:** The OPFOR element attempts to disrupt the enemy's efforts to establish vehicle fighting positions. 1. Locates the defensive area. 2. Surprises the main body. 3. Penetrates the defensive area with squad-size probes. 4. Inflicts casualties on the unit. 5. Destroys vehicles. 6. Disrupts the unit's preparations (prevents or delays beyond the unit's allotted time).

**TASK:** Conduct an Ambush (5-OPFOR-0007)

**CONDITION:** The enemy is moving in a convoy. The opposing forces (OPFOR) element is positioned along the enemy's route.

**STANDARD:** The OPFOR element inflicts casualties on the enemy and causes vehicle and equipment damage. 1. Prepares an ambush site before the element arrives. 2. Surprises march element forces. 3. Inflicts heavy casualties within the designated kill zone. 4. Inflicts heavy damage to vehicles and equipment within the designated kill zone. 5. Delays the march element from reaching a specified destination for a specified period of time. 6. Withdraws on order. 7. Sustains no casualties. 8. Reports actions to superiors.

**TASK:** Conduct an Aerial Reconnaissance (5-OPFOR-0010)

**CONDITION:** The opposing forces (OPFOR) headquarters (HQ) element requires intelligence on the locations and identification of enemy elements. An aircraft is dispatched to take photographs and make a visual inspection of the enemy rear area.

**STANDARD:** The OPFOR element gathers photograph intelligence of the enemy. 1. Photographs the assigned sectors. 2. Makes quick visual checks where the ceiling is low. 3. Locates enemy positions in the area, particularly support and storage bases, and command and control (C2) facilities. 4. Sustains no loss of aircraft. 5. Reports priority intelligence requirements (PIR) and other information requirements to the OPFOR HQ.

**TASK:** Disrupt Quartering Party Operations (5-OPFOR-0017)

**CONDITION:** The enemy is conducting quartering party operations. It has established an assembly area (AA) but has not moved in the main body.

**STANDARD:** The opposing forces (OPFOR) element attempts to disrupt quartering party operations and infiltrate the enemy's AA. 1. Locates the quartering party and the AA. 2. Surprises the main body. 3. Penetrates the AA with squad-size probes. 4. Inflicts personnel casualties and vehicle damage. 5. Disrupts the unit's preparations (prevents or delays beyond the unit's allotted time).

**TASK:** Disrupt Enemy Movement and Operations Using Persistent and Nonpersistent Chemical Weapons (5-OPFOR-0015)

**CONDITION:** The opposing forces (OPFOR) element has located the enemy. Priority intelligence requirements (PIR) and other intelligence requirements have been obtained by OPFOR patrols. The OPFOR units deliver chemical agents, by means of conventional artillery weapons or aircraft, along selected supply routes and key bases in the rear area.

**STANDARD:** The OPFOR element disrupts enemy movement and operations using persistent and nonpersistent chemical weapons. 1. Delivers chemical agents in low and densely wooded areas. 2. Delays the movement of enemy supplies and equipment to the forward areas. 3. Restricts the movement of the enemy units in the rear area. 4. Channels the movement of enemy units into predesignated ambush areas. 5. Contaminates enemy supplies and equipment. 6. Inflicts a high rate of casualties on enemy forces.

**TASK:** Disrupt Enemy Movement and Operations Using Tactical Nuclear Weapons (5-OPFOR-0016)

**CONDITION:** The opposing forces (OPFOR) element has located the enemy. Priority intelligence requirements (PIR) and other intelligence requirements have been obtained by OPFOR patrols. Tactical nuclear weapons are employed against key locations in the rear area.

**STANDARD:** The OPFOR element disrupts enemy movement and operations. 1. Disrupts or delays the movement of the enemy's equipment and supplies to the forward areas. 2. Destroys enemy equipment and supplies. 3. Inflicts a high rate of nuclear casualties among the enemy forces. 4. Denies the enemy the use of specified areas. 5. Contaminates the enemy's equipment and supplies.

**TASK:** Counter Passage of Lines (5-OPFOR-0012)

**CONDITION:** Enemy forces are in defensive positions, but they are expected to attempt passage-of-lines operations. The opposing forces (OPFOR) received orders to disrupt enemy passage-of-lines operations.

**STANDARD:** The OPFOR element delays or prevents enemy passage of lines. 1. Delays the passage. 2. Prevents the company from moving all personnel through the stationary unit. 3. Engages the main body of either the moving or the stationary unit.

**TASK:** Conduct a Raid (5-OPFOR-0004)

**CONDITION:** The opposing forces (OPFOR) element has occupied an objective rally point and has orders to conduct a raid on a combat service support (CSS) base.

**STANDARD:** The OPFOR element infiltrates the enemy's base and destroys all of the targets. 1. Surprises the enemy forces. 2. Assaults the support base and accomplishes the assigned tasks. 3. Destroys the specified equipment and supplies. 4. Avoids being decisively engaged. 5. Withdraws all personnel from the objective areas within the time prescribed. 6. Obtains all priority intelligence requirements (PIR) from the raid site. 7. Sustains only light casualties from enemy fire.

**TASK:** Defend a Minefield (5-OPFOR-0023)

**CONDITION:** The enemy is conducting a minefield sweeping operation. The opposing forces (OPFOR) element has a minefield placed in the enemy's path. The minefield is under constant observation and fire.

**STANDARD:** The OPFOR element defends a minefield against an enemy element conducting a minefield sweeping operation. 1. Prevents the unit from detecting the obstacle. 2. Disrupts the minefield sweeping operation. 3. Prevents the unit from conducting the minefield sweeping operation, prevents the unit from moving all personnel through the breach or delays the completion of the minefield sweeping operation for more than 45 minutes.

**TASK:** Conduct Air Attacks (5-OPFOR-0002)

**CONDITION:** The opposing forces (OPFOR) element in the rear area has forwarded the positions of the enemy support sites or the locations of moving elements. The OPFOR aircraft have been dispatched to attack enemy installations or convoys.

**STANDARD:** The OPFOR element attempts to delay, disrupt, or damage the enemy targets by air. 1. Locates the target (support sites or convoys). 2. Makes attack runs on the designated targets. 3. Inflicts heavy damage to the selected target. 4. Sustains no loss of aircraft. 5. Delays moving the force for more than one hour.

**TASK:** Surrender to the Capturing Unit on the Battlefield (5-OPFOR-0024)

**CONDITION:** The enemy has captured the opposing forces (OPFOR) element's soldiers, documents, and equipment sensitive to the OPFOR tactical operations.

**STANDARD:** The OPFOR soldiers retain or destroy documents and equipment. The OPFOR element surrenders documents and equipment of no tactical use to the enemy and attempts to conceal or destroy items of tactical value. The OPFOR element attempts escape and evasion. 1. Prevents the successful capture of documents and equipment. 2. Destroys documents and equipment. 3. Removes identifying markings from equipment. 4. Removes unit-identifying insignia. 5. Provides misleading information. 6. Plans an escape. 7. Delays movement to the nearest collection point. 8. Prevents safeguarding of enemy prisoners of war (EPWs) in order to cause embarrassment to the United States (US).

**TASK:** Attack (5-OPFOR-0001)

**CONDITION:** The opposing forces (OPFOR) element has located the enemy. The priority intelligence requirements (PIR) and other intelligence requirements have been obtained by OPFOR patrols. The OPFOR element has automatic and antiarmor weapons and light mortars.

**STANDARD:** The OPFOR element attempts to seize the terrain, vehicles, or equipment. 1. Develops an attack plan. 2. Surprises the enemy unit's main body. 3. Initiates the attack using a scheme of maneuver that exploits the enemy's flanks, gaps, and weaknesses. 4. Uses covered and concealed routes to approach the enemy forces' flanks, gaps, or weakly held areas. 5. Employs indirect fire to support the attack. 6. Penetrates enemy defenses. 7. Destroys equipment and supplies. 8. Inflicts heavy casualties. 9. Isolates the combat service support (CSS) base by blocking reinforcements. 10. Forces enemy units to displace. 11. Avoids being fixed in one position. 12. Withdraws before the CSS base is reinforced with tactical combat forces.

**TASK:** Disrupt Assembly Area (AA) Activities (5-OPFOR-0013)

**CONDITION:** Intelligence reports indicate that platoon- and company-size enemy units are operating in the opposing forces (OPFOR) area of operations. Enemy units can defend from AAs with direct fire, antiarmor weapons, and indirect fire. The enemy has close air support (CAS) and nuclear, biological, and chemical (NBC) capabilities.

**STANDARD:** The OPFOR element locates and disrupts the enemy's AA activities. 1. Locates the element's AA. 2. Probes the AA with squad- or team-size elements. 3. Inflicts more than 5 percent casualties on the element. 4. Disrupts the element's preparations (prevents or delays beyond the element's allotted time).

**TASK:** Disrupt an Engineer Reconnaissance (5-OPFOR-0022)

**CONDITION:** The enemy is conducting an engineer reconnaissance. The opposing forces (OPFOR) element is positioned along the enemy's route.

**STANDARD:** The OPFOR element disrupts an engineer reconnaissance. 1. Prevents the unit from meeting its specified time schedule. 2. Forces the unit to deviate from its specified route. 3. Prevents the unit from accomplishing its assigned engineer reconnaissance. 4. Surprises the unit conducting the reconnaissance.

**TASK:** Maintain Contact (5-OPFOR-0003)

**CONDITION:** The opposing forces (OPFOR) element is engaged with enemy base defense forces. The enemy forces are withdrawing under pressure.

**STANDARD:** The OPFOR element maintains enemy contact while the enemy withdraws. 1. Engages the enemy forces decisively. 2. Advances the OPFOR as the enemy forces withdraw. 3. Inflicts heavy casualties. 4. Captures the members of the enemy force. 5. Captures documents and equipment. 6. Safeguards captured documents, equipment, and personnel.

**ELEMENTS:** Company Headquarters  
 Three Combat Mobility Platoons  
 Nine Combat Engineer Squads  
 Mobility Support Platoon  
 Three Mobility Sections

**TASK:** Emplace Tactical Obstacles (05-2-0514)  
 (FM 90-7) (FM 20-32)

**ITERATION:** 1 2 3 4 5 M (Circle)

**COMMANDER/LEADER ASSESSMENT:** T P U (Circle)

**CONDITIONS:** The company is supporting a maneuver task force (TF) that is preparing for defensive operations. Obstacle and survivability plans have been approved. The company commander has task-organized engineer assets to emplace directed obstacles. Digital units have performed functionality checks, and systems are operational. Some iterations of this task should be performed in MOPP4.

**TASK STANDARDS:** The obstacles are correctly sited, built to standard, and handed over to maneuver forces according to the established timelines. Digital units send and receive information using frequency-modulated (FM) and digital means to conduct combat operations. The time required to perform this task is increased when conducting it in mission-oriented protection posture (MOPP) 4.

TASK STEPS AND PERFORMANCE MEASURES	GO	NO-GO
<p>* 1. The company commander supervises obstacle emplacement.</p> <ul style="list-style-type: none"> <li>a. Ensured that the fire support targets were refined.</li> <li>b. Coordinated for critical friendly zones (CFZs).</li> <li>c. Coordinated for air defense artillery (ADA) coverage.</li> <li>d. Coordinated linkups between engineer platoons and supported units.</li> <li>e. Briefed the platoon leader on the intent of the obstacle group, to include a tentative obstacle group design.</li> <li>f. Informed the platoon leader on the type of mine distribution method to use.</li> <li>g. Provided the platoon leader with a timeline for the countermobility effort.</li> <li>h. Coordinated for maneuver support to assist in obstacle emplacement.</li> </ul> <p>2. The company command post (CP) monitors obstacle emplacement.</p> <p>NOTE: Digital units report the locations of completed obstacles, populate the Army Battle Command System (ABCS) with the locations of obstacles, and send status reports and requests according to the unit's standing operating procedure (SOP).</p> <ul style="list-style-type: none"> <li>a. Monitored the progress, reported the status, and adjusted the execution matrix, as required.</li> <li>b. Tracked the turnover of completed obstacles to overwatching maneuver units.</li> </ul>		

TASK PERFORMANCE / EVALUATION SUMMARY BLOCK							
ITERATION	1	2	3	4	5	M	TOTAL
TOTAL TASK STEPS EVALUATED							
TOTAL TASK STEPS "GO"							
TRAINING STATUS "GO"/"NO-GO"							

"\*" indicates a leader task step.

### SUPPORTING INDIVIDUAL TASKS

Task Number	Task Title
052-192-2083	Perform Troubleshooting Procedures on a Volcano
052-192-3125	Direct a Row Minefield Siting Party

### SUPPORTING COLLECTIVE TASKS

Task Number	Task Title
05-1-1035	Integrate Engineer Elements Into the Fire Support (FS) Planning Process
05-2-0100	Coordinate the Synchronization and Integration of Fire Support (FS)
05-2-0126	Provide Support for Countermobility Operations

### OPFOR TASKS AND STANDARDS

**TASK:** Defeat Obstacles (5-OPFOR-0009)

**CONDITION:** The opposing forces (OPFOR) element encounters an obstacle that blocks the avenue of approach as it advances upon the enemy forces.

**STANDARD:** The OPFOR element bypasses or breaches the enemy obstacle. 1. Detects the obstacle before halting its main body. 2. Defeats the obstacle. a. Bypasses the obstacle without entering the engagement areas. b. Breaches the obstacle within 45 minutes and passes its entire force through the obstacle. 3. Does not incur degradation to the point that the mission must be discontinued.

**TASK:** Surrender to the Capturing Unit on the Battlefield (5-OPFOR-0024)

**CONDITION:** The enemy has captured the opposing forces (OPFOR) element's soldiers, documents, and equipment sensitive to the OPFOR tactical operations.

**STANDARD:** The OPFOR soldiers retain or destroy documents and equipment. The OPFOR element surrenders documents and equipment of no tactical use to the enemy and attempts to conceal or destroy items of tactical value. The OPFOR element attempts escape and evasion. 1. Prevents the successful capture of documents and equipment. 2. Destroys documents and equipment. 3. Removes identifying markings from equipment. 4. Removes unit-identifying insignia. 5. Provides misleading information. 6. Plans an escape. 7. Delays movement to the nearest collection point. 8. Prevents safeguarding of enemy prisoners of war (EPWs) in order to cause embarrassment to the United States (US).

**TASK:** Conduct Sniper Operations (5-OPFOR-0006)

**CONDITION:** The opposing forces (OPFOR) element has assigned snipers (regular or irregular elements) in the enemy's rear area along the main supply route (MSR) and near support sites.

**STANDARD:** The OPFOR element kills or wounds targets. 1. Sets up a well-concealed location. 2. Engages vehicle drivers or personnel on foot with short bursts of semiautomatic fire. 3. Kills or wounds selected targets. 4. Prevents the position from being discovered by enemy forces. 5. Evacuates the area without being spotted. 6. Reports all specified priority intelligence requirements (PIR) and other intelligence requirements to the OPFOR headquarters (HQ).

**TASK:** Disrupt Defensive Preparations (5-OPFOR-0018)

**CONDITION:** The opposing forces (OPFOR) element has located the enemy. Priority intelligence requirements (PIR) and other intelligence requirements obtained by OPFOR patrols indicate that the enemy elements are establishing defensive positions. The OPFOR element has automatic and antiarmor weapons and light mortars.

**STANDARD:** The OPFOR element disrupts and delays the enemy's defensive preparations. 1. Locates and penetrates the enemy's security system. 2. Forces the enemy to delay defensive preparations. 3. Disrupts the enemy's obstacle preparations.

**TASK:** Conduct Terrorist and Saboteur Attacks (5-OPFOR-0005)

**CONDITION:** The opposing forces (OPFOR) element dispatches small teams into the enemy's rear area to disrupt combat service support (CSS) operations.

**STANDARD:** The enemy sustains disrupted command and control (C2), destroyed equipment and supplies, and light casualties. 1. Locates rear support bases and C2 facilities. 2. Delays and disrupts CSS operations through probes. 3. Infiltrates CSS bases to conduct sabotage and terrorist activities. 4. Inflicts light casualties. 5. Destroys supplies and equipment.

**TASK:** Counter Passage of Lines (5-OPFOR-0012)

**CONDITION:** Enemy forces are in defensive positions, but they are expected to attempt passage-of-lines operations. The opposing forces (OPFOR) received orders to disrupt enemy passage-of-lines operations.

**STANDARD:** The OPFOR element delays or prevents enemy passage of lines. 1. Delays the passage. 2. Prevents the company from moving all personnel through the stationary unit. 3. Engages the main body of either the moving or the stationary unit.

**TASK:** Conduct an Attack (5-OPFOR-0008)

**CONDITION:** The enemy is conducting tactical operations. The opposing forces (OPFOR) element receives orders to attack the enemy, the area of occupation, or the main supply route (MSR) with smoke.

**STANDARD:** The OPFOR element disrupts the enemy's movement and smoke operations. 1. Determines the delivery method of the smoke attack. 2. Locates the target. 3. Delivers the smoke attack downwind. 4. Attacks the enemy with smoke, and surge attacks when the enemy responds to the smoke.

**TASK:** Disrupt a Route Reconnaissance (5-OPFOR-0021)

**CONDITION:** The enemy is conducting a route reconnaissance. The opposing forces (OPFOR) element is positioned along the enemy's route.

**STANDARD:** The OPFOR element attempts to disrupt a squad/section conducting a route reconnaissance. 1. Prevents the unit from meeting its specified time schedule. 2. Forces the unit to deviate from its specified route. 3. Prevents the unit from reaching its assigned destination. 4. Surprises the squad/section. 5. Inflicts casualties on the unit.

**TASK:** Disrupt a Net Control Station (NCS) (5-OPFOR-0019)

**CONDITION:** The enemy has established a NCS. The opposing forces (OPFOR) element has radio and jamming equipment.

**STANDARD:** The OPFOR element attempts to disrupt an NCS. 1. Attempts to locate the radio frequency that the unit is operating on. 2. Attempts to enter the radio net. 3. Attempts to issue "bogus" orders to a unit on the net. 4. Jams the radio frequency and forces the unit to go to an alternate frequency.

**TASK:** Disrupt Construction of Vehicle Fighting Positions (5-OPFOR-0020)

**CONDITION:** The opposing forces (OPFOR) element has located the enemy. The priority intelligence requirements (PIR) and other intelligence obtained by OPFOR patrols indicate the enemy is constructing vehicle fighting positions within its defensive area. The OPFOR element has automatic and antiarmor weapons and light mortars.

**STANDARD:** The OPFOR element attempts to disrupt the enemy's efforts to establish vehicle fighting positions. 1. Locates the defensive area. 2. Surprises the main body. 3. Penetrates the defensive area with squad-size probes. 4. Inflicts casualties on the unit. 5. Destroys vehicles. 6. Disrupts the unit's preparations (prevents or delays beyond the unit's allotted time).

**TASK:** Conduct an Ambush (5-OPFOR-0007)

**CONDITION:** The enemy is moving in a convoy. The opposing forces (OPFOR) element is positioned along the enemy's route.

**STANDARD:** The OPFOR element inflicts casualties on the enemy and causes vehicle and equipment damage. 1. Prepares an ambush site before the element arrives. 2. Surprises march element forces. 3. Inflicts heavy casualties within the designated kill zone. 4. Inflicts heavy damage to vehicles and equipment within the designated kill zone. 5. Delays the march element from reaching a specified destination for a specified period of time. 6. Withdraws on order. 7. Sustains no casualties. 8. Reports actions to superiors.

**TASK:** Conduct an Aerial Reconnaissance (5-OPFOR-0010)

**CONDITION:** The opposing forces (OPFOR) headquarters (HQ) element requires intelligence on the locations and identification of enemy elements. An aircraft is dispatched to take photographs and make a visual inspection of the enemy rear area.

**STANDARD:** The OPFOR element gathers photograph intelligence of the enemy. 1. Photographs the assigned sectors. 2. Makes quick visual checks where the ceiling is low. 3. Locates enemy positions in the area, particularly support and storage bases, and command and control (C2) facilities. 4. Sustains no loss of aircraft. 5. Reports priority intelligence requirements (PIR) and other information requirements to the OPFOR HQ.

**TASK:** Disrupt Quartering Party Operations (5-OPFOR-0017)

**CONDITION:** The enemy is conducting quartering party operations. It has established an assembly area (AA) but has not moved in the main body.

**STANDARD:** The opposing forces (OPFOR) element attempts to disrupt quartering party operations and infiltrate the enemy's AA. 1. Locates the quartering party and the AA. 2. Surprises the main body. 3. Penetrates the AA with squad-size probes. 4. Inflicts personnel casualties and vehicle damage. 5. Disrupts the unit's preparations (prevents or delays beyond the unit's allotted time).

**TASK:** Disrupt Movement (5-OPFOR-0014)



**CONDITION:** The enemy is expected to move through the opposing forces (OPFOR) element's area of operations. The OPFOR element has received an operation order (OPORD) or fragmentary order (FRAGO) to disrupt enemy movement. The enemy has the capability to defend with direct fire and antiarmor weapons.

**STANDARD:** The OPFOR element delays enemy movement. 1. Delays the element. 2. Forces the element to deviate from its route. 3. Prevents the element from reaching its destination. 4. Surprises the element's main body.

**TASK:** Disrupt Enemy Movement and Operations Using Persistent and Nonpersistent Chemical Weapons (5-OPFOR-0015)

**CONDITION:** The opposing forces (OPFOR) element has located the enemy. Priority intelligence requirements (PIR) and other intelligence requirements have been obtained by OPFOR patrols. The OPFOR units deliver chemical agents, by means of conventional artillery weapons or aircraft, along selected supply routes and key bases in the rear area.

**STANDARD:** The OPFOR element disrupts enemy movement and operations using persistent and nonpersistent chemical weapons. 1. Delivers chemical agents in low and densely wooded areas. 2. Delays the movement of enemy supplies and equipment to the forward areas. 3. Restricts the movement of the enemy units in the rear area. 4. Channels the movement of enemy units into predesignated ambush areas. 5. Contaminates enemy supplies and equipment. 6. Inflicts a high rate of casualties on enemy forces.

**TASK:** Disrupt Assembly Area (AA) Activities (5-OPFOR-0013)

**CONDITION:** Intelligence reports indicate that platoon- and company-size enemy units are operating in the opposing forces (OPFOR) area of operations. Enemy units can defend from AAs with direct fire, antiarmor weapons, and indirect fire. The enemy has close air support (CAS) and nuclear, biological, and chemical (NBC) capabilities.

**STANDARD:** The OPFOR element locates and disrupts the enemy's AA activities. 1. Locates the element's AA. 2. Probes the AA with squad- or team-size elements. 3. Inflicts more than 5 percent casualties on the element. 4. Disrupts the element's preparations (prevents or delays beyond the element's allotted time).

**TASK:** Disrupt Enemy Movement and Operations Using Tactical Nuclear Weapons (5-OPFOR-0016)

**CONDITION:** The opposing forces (OPFOR) element has located the enemy. Priority intelligence requirements (PIR) and other intelligence requirements have been obtained by OPFOR patrols. Tactical nuclear weapons are employed against key locations in the rear area.

**STANDARD:** The OPFOR element disrupts enemy movement and operations. 1. Disrupts or delays the movement of the enemy's equipment and supplies to the forward areas. 2. Destroys enemy equipment and supplies. 3. Inflicts a high rate of nuclear casualties among the enemy forces. 4. Denies the enemy the use of specified areas. 5. Contaminates the enemy's equipment and supplies.

**TASK:** Conduct Air Attacks (5-OPFOR-0002)

**CONDITION:** The opposing forces (OPFOR) element in the rear area has forwarded the positions of the enemy support sites or the locations of moving elements. The OPFOR aircraft have been dispatched to attack enemy installations or convoys.

**STANDARD:** The OPFOR element attempts to delay, disrupt, or damage the enemy targets by air. 1. Locates the target (support sites or convoys). 2. Makes attack runs on the designated targets. 3. Inflicts heavy damage to the selected target. 4. Sustains no loss of aircraft. 5. Delays moving the force for more than one hour.

**TASK:** Defend a Minefield (5-OPFOR-0023)

**CONDITION:** The enemy is conducting a minefield sweeping operation. The opposing forces (OPFOR) element has a minefield placed in the enemy's path. The minefield is under constant observation and fire.

**STANDARD:** The OPFOR element defends a minefield against an enemy element conducting a minefield sweeping operation. 1. Prevents the unit from detecting the obstacle. 2. Disrupts the minefield sweeping operation. 3. Prevents the unit from conducting the minefield sweeping operation, prevents the unit from moving all personnel through the breach or delays the completion of the minefield sweeping operation for more than 45 minutes.

**TASK:** Conduct a Raid (5-OPFOR-0004)

**CONDITION:** The opposing forces (OPFOR) element has occupied an objective rally point and has orders to conduct a raid on a combat service support (CSS) base.

**STANDARD:** The OPFOR element infiltrates the enemy's base and destroys all of the targets. 1. Surprises the enemy forces. 2. Assaults the support base and accomplishes the assigned tasks. 3. Destroys the specified equipment and supplies. 4. Avoids being decisively engaged. 5. Withdraws all personnel from the objective areas within the time prescribed. 6. Obtains all priority intelligence requirements (PIR) from the raid site. 7. Sustains only light casualties from enemy fire.

**TASK:** Attack (5-OPFOR-0001)

**CONDITION:** The opposing forces (OPFOR) element has located the enemy. The priority intelligence requirements (PIR) and other intelligence requirements have been obtained by OPFOR patrols. The OPFOR element has automatic and antiarmor weapons and light mortars.

**STANDARD:** The OPFOR element attempts to seize the terrain, vehicles, or equipment. 1. Develops an attack plan. 2. Surprises the enemy unit's main body. 3. Initiates the attack using a scheme of maneuver that exploits the enemy's flanks, gaps, and weaknesses. 4. Uses covered and concealed routes to approach the enemy forces' flanks, gaps, or weakly held areas. 5. Employs indirect fire to support the attack. 6. Penetrates enemy defenses. 7. Destroys equipment and supplies. 8. Inflicts heavy casualties. 9. Isolates the combat service support (CSS) base by blocking reinforcements. 10. Forces enemy units to displace. 11. Avoids being fixed in one position. 12. Withdraws before the CSS base is reinforced with tactical combat forces.

**TASK:** Disrupt an Engineer Reconnaissance (5-OPFOR-0022)

**CONDITION:** The enemy is conducting an engineer reconnaissance. The opposing forces (OPFOR) element is positioned along the enemy's route.

**STANDARD:** The OPFOR element disrupts an engineer reconnaissance. 1. Prevents the unit from meeting its specified time schedule. 2. Forces the unit to deviate from its specified route. 3. Prevents the unit from accomplishing its assigned engineer reconnaissance. 4. Surprises the unit conducting the reconnaissance.

**TASK:** Maintain Contact (5-OPFOR-0003)

**CONDITION:** The opposing forces (OPFOR) element is engaged with enemy base defense forces. The enemy forces are withdrawing under pressure.

**STANDARD:** The OPFOR element maintains enemy contact while the enemy withdraws. 1. Engages the enemy forces decisively. 2. Advances the OPFOR as the enemy forces withdraw. 3. Inflicts heavy casualties. 4. Captures the members of the enemy force. 5. Captures documents and equipment. 6. Safeguards captured documents, equipment, and personnel.

**ELEMENTS:** Company Headquarters  
 Three Combat Mobility Platoons  
 Nine Combat Engineer Squads  
 Mobility Support Platoon  
 Three Mobility Sections

**TASK:** Support a River Crossing Operation (05-2-0600)  
 (FM 90-13) (FM 5-34)

**ITERATION:** 1 2 3 4 5 M (Circle)

**COMMANDER/LEADER ASSESSMENT:** T P U (Circle)

**CONDITIONS:** The company is supporting a maneuver force during a deliberate river crossing operation in daylight or darkness. The higher headquarters (HQ) selects the reconnaissance site; the subordinate elements complete the reconnaissance. The company is tasked to prepare and maintain a crossing site or support an assault-boat crossing, or prepare and operate engineer regulating points (ERPs). Bridging assets are available. Digital units have performed functionality checks, and systems are operational. Some iterations of this task should be performed in MOPP4.

**TASK STANDARDS:** The condition of the crossing site does not interfere with the planned flow of vehicles across the river; the assault force gets to the far shore at the right time, in the right place, and in the correct order; or the ERPs facilitate a smooth traffic flow across the rafts or bridge according to the crossing schedule. Digital units send and receive reports using frequency-modulated (FM) or digital means. The time required to perform this task is increased when conducting it in mission-oriented protection posture (MOPP) 4.

TASK STEPS AND PERFORMANCE MEASURES	GO	NO-GO
<p>* 1. The company commander conducts troop-leading procedures, with emphasis on preparing to support a river crossing operation.</p> <ul style="list-style-type: none"> <li>a. Identified the personnel and equipment needed to support the river crossing.</li> <li>b. Rehearsed the mission with the platoon leaders.</li> <li>c. Ensured that each element understood the mission.</li> <li>d. Ensured that each platoon's equipment was checked for serviceability and that each platoon had everything required for the specified mission.</li> <li>e. Task organized the company to support the mission, and identified the organic personnel and equipment support needed for preparing ERPs and crossing sites.</li> <li>f. Coordinated with the battalion's Operations and Training Officer (US Army) (S3) to obtain any additional specific details of the mission and, if needed, requested augmentation support.</li> </ul> <p>* 2. The company supports an assault-boat crossing.</p> <ul style="list-style-type: none"> <li>a. Prepared the assault boats.               <ul style="list-style-type: none"> <li>(1) Inflated the boats.</li> <li>(2) Checked for the proper equipment.                   <ul style="list-style-type: none"> <li>(a) Ensured that enough paddles for a silent crossing were available: 11 per boat.</li> <li>(b) Ensured that outboard motors (OBMs) for a powered crossing were available.</li> <li>(c) Ensured that enough floatation devices were available: 1 per soldier.</li> </ul> </li> </ul> </li> </ul>		

TASK STEPS AND PERFORMANCE MEASURES	GO	NO-GO
<p>(3) Ensured that one boat per assault site (powered by an OBM, if available) was designated as a safety boat, if practical.</p> <p>b. Rehearsed the crossing with the assaulting force in both day and night conditions.</p> <p>c. Designated an engineer crossing control officer to supervise the embarkation of the assault waves and follow-up force at each assault site.</p> <p>d. Designated an engineer landing officer to control the debarkation on the far shore.</p> <p>e. Marked the far-shore exit points, ensuring that each boat had a specific landing point. The point should be visible during daylight and under reduced visibility conditions.</p> <p>f. Established dismounted rally points on the near shore to link up the assaulting forces with the boats.</p> <p>NOTE: Each assaulting wave may use the same rally points as the previous wave.</p> <p>(1) Crossed each assaulting force in the order designated in the operation order (OPORD) and the crossing plan.</p> <p>(2) Manned the rally points.</p> <p>g. Operated the assault boats.</p> <p>(1) Operated each boat with three engineers during a silent crossing or two engineers during a powered crossing.</p> <p>(2) Used enough passengers in a silent crossing to paddle and control the boat across the river.</p> <p>NOTE: The RB-15 has a maximum capacity of 15 passengers. However, equipment required during the assault may reduce the number of passengers the boat can safely carry. The distance across the river and the river's current are the governing factors. If conditions permit, each boat should carry squad-size elements to maintain squad integrity.</p> <p>(3) Maintained the assault boats on line and in the order specified by the maneuver crossing force.</p> <p>(4) Landed the boats in the correct location on the far shore.</p> <p>h. Deflated the boats on the far shore or returned them to the near shore for another wave of assault troops. Boats that were returned for another wave arrived at the correct location on the near shore to facilitate a smooth linkup with follow-on forces.</p> <p>i. Repeated the procedure in Subtask 2g until all assault waves had crossed.</p> <p>3. The company identifies and maintains a crossing site when ordered.</p> <p>NOTE: Digital units update the digital overlay with the location of the crossing site as required according to the unit's standing operating procedure (SOP).</p> <p>a. Identified a crossing site, through a map or ground reconnaissance, with the following characteristics:</p> <p>(1) Selected a site at the narrow part of the river.</p> <p>(2) Ensured that the current was less than 1.5 meters per second (mps), if possible.</p> <p>(3) Confirmed that both access and egress routes were available on both banks.</p> <p>(4) Ensured that bank slopes were less than 33 percent for an amphibious vehicle swim site.</p> <p>(5) Ensured that the appropriate bank height for a--</p> <p>(a) Raft with ramps was no greater than 1 meter for vertical banks.</p> <p>(b) M4T6 or class-60 bridge was 76 centimeters.</p> <p>(c) Ribbon bridge or raft was 1 meter.</p> <p>(6) Checked for adequate water depth ensuring that it was--</p> <p>(a) Two meters for amphibious vehicles.</p>		

TASK STEPS AND PERFORMANCE MEASURES	GO	NO-GO
<ul style="list-style-type: none"> <li>(b) Over 127 centimeters for shallow draft, bridge-erection boats; light tactical rafts; and ribbon bridges.</li> <li>(c) One hundred two centimeters for a 27-foot bridge erection boat.</li> <li>(d) Seventy-five centimeters for a M4T6.</li> <li>(7) Selected a site where the river bottom was free of obstructions that could interfere with amphibious vehicles, boats, or rafts.</li> <li>b. Prepared the crossing site for heavy equipment. <ul style="list-style-type: none"> <li>(1) Covered the entry bank with mobile matting or a gravel base to maintain trafficability.</li> <li>(2) Prepared the exit bank with the same considerations as the entrance bank. Ensured that vehicles swimming across were able to climb the exit bank.</li> <li>(3) Marked the entry and exit points for both day and night crossings according to the OPORD.</li> <li>(4) Ensured that the width of the entry and exit banks matched the width required for the crossing vehicles.</li> </ul> </li> <li>c. Ensured that the crossing site's conditions did not interfere with swim, raft, or bridge operations.</li> <li>4. The company prepares and operates ERPs in staging or holding areas or at crossing sites. <ul style="list-style-type: none"> <li>a. Provided enough space in a covered and concealed location for vehicles moving to the crossing site.</li> <li>b. Located ERPs on or near access routes to the crossing site. The travel time from the ERP to the crossing site was less than the round-trip crossing time for a raft.</li> <li>c. Checked the vehicles at the ERP. <ul style="list-style-type: none"> <li>(1) At ERPs outside of the crossing area-- <ul style="list-style-type: none"> <li>(a) Briefed drivers on raft or bridge crossing requirements.</li> <li>(b) Ensured that vehicle weights did not exceed the raft or bridge capacity.</li> <li>(c) Diverted the overclass vehicles.</li> </ul> </li> <li>(2) At ERPs before the raft sites-- <ul style="list-style-type: none"> <li>(a) Identified the carrying capacity of the rafting or bridging equipment.</li> <li>(b) Established raft loads that preserved unit integrity.</li> <li>(c) Guided the vehicles to the rafts.</li> </ul> </li> <li>(3) At ERPs before the bridge sites-- <ul style="list-style-type: none"> <li>(a) Diverted the over-class vehicles.</li> <li>(b) Guided the vehicles within the crossing site to facilitate a smooth traffic flow. Ensured that the vehicles maintained 100-foot spacing and did not exceed 40 kilometers per hour (kph) on bridges during normal crossings.</li> </ul> </li> </ul> </li> </ul> </li> <li>* 5. The company commander submits progress reports to higher HQ using the Army Battle Command System (ABCS) or FM means according to the unit's SOP.</li> </ul>		

TASK PERFORMANCE / EVALUATION SUMMARY BLOCK							
ITERATION	1	2	3	4	5	M	TOTAL
TOTAL TASK STEPS EVALUATED							
TOTAL TASK STEPS "GO"							
TRAINING STATUS "GO"/"NO-GO"							

"\*\*" indicates a leader task step.

#### SUPPORTING INDIVIDUAL TASKS: NONE

#### SUPPORTING COLLECTIVE TASKS

Task Number	Task Title
05-1-0008	Prepare an Operation Order (OPORD)
05-1-1391	Request a Standard Topographic Product

#### OPFOR TASKS AND STANDARDS

##### TASK: Disrupt Movement (5-OPFOR-0014)

**CONDITION:** The enemy is expected to move through the opposing forces (OPFOR) element's area of operations. The OPFOR element has received an operation order (OPORD) or fragmentary order (FRAGO) to disrupt enemy movement. The enemy has the capability to defend with direct fire and antiarmor weapons.

**STANDARD:** The OPFOR element delays enemy movement. 1. Delays the element. 2. Forces the element to deviate from its route. 3. Prevents the element from reaching its destination. 4. Surprises the element's main body.

##### TASK: Surrender to the Capturing Unit on the Battlefield (5-OPFOR-0024)

**CONDITION:** The enemy has captured the opposing forces (OPFOR) element's soldiers, documents, and equipment sensitive to the OPFOR tactical operations.

**STANDARD:** The OPFOR soldiers retain or destroy documents and equipment. The OPFOR element surrenders documents and equipment of no tactical use to the enemy and attempts to conceal or destroy items of tactical value. The OPFOR element attempts escape and evasion. 1. Prevents the successful capture of documents and equipment. 2. Destroys documents and equipment. 3. Removes identifying markings from equipment. 4. Removes unit-identifying insignia. 5. Provides misleading information. 6. Plans an escape. 7. Delays movement to the nearest collection point. 8. Prevents safeguarding of enemy prisoners of war (EPWs) in order to cause embarrassment to the United States (US).

##### TASK: Conduct Sniper Operations (5-OPFOR-0006)

**CONDITION:** The opposing forces (OPFOR) element has assigned snipers (regular or irregular elements) in the enemy's rear area along the main supply route (MSR) and near support sites.

**STANDARD:** The OPFOR element kills or wounds targets. 1. Sets up a well-concealed location. 2. Engages vehicle drivers or personnel on foot with short bursts of semiautomatic fire. 3. Kills or wounds selected targets. 4. Prevents the position from being discovered by enemy forces. 5. Evacuates the area without being spotted. 6. Reports all specified priority intelligence requirements (PIR) and other intelligence requirements to the OPFOR headquarters (HQ).

**TASK:** Disrupt Defensive Preparations (5-OPFOR-0018)

**CONDITION:** The opposing forces (OPFOR) element has located the enemy. Priority intelligence requirements (PIR) and other intelligence requirements obtained by OPFOR patrols indicate that the enemy elements are establishing defensive positions. The OPFOR element has automatic and antiarmor weapons and light mortars.

**STANDARD:** The OPFOR element disrupts and delays the enemy's defensive preparations. 1. Locates and penetrates the enemy's security system. 2. Forces the enemy to delay defensive preparations. 3. Disrupts the enemy's obstacle preparations.

**TASK:** Defeat Obstacles (5-OPFOR-0009)

**CONDITION:** The opposing forces (OPFOR) element encounters an obstacle that blocks the avenue of approach as it advances upon the enemy forces.

**STANDARD:** The OPFOR element bypasses or breaches the enemy obstacle. 1. Detects the obstacle before halting its main body. 2. Defeats the obstacle. a. Bypasses the obstacle without entering the engagement areas. b. Breaches the obstacle within 45 minutes and passes its entire force through the obstacle. 3. Does not incur degradation to the point that the mission must be discontinued.

**TASK:** Conduct an Attack (5-OPFOR-0008)

**CONDITION:** The enemy is conducting tactical operations. The opposing forces (OPFOR) element receives orders to attack the enemy, the area of occupation, or the main supply route (MSR) with smoke.

**STANDARD:** The OPFOR element disrupts the enemy's movement and smoke operations. 1. Determines the delivery method of the smoke attack. 2. Locates the target. 3. Delivers the smoke attack downwind. 4. Attacks the enemy with smoke, and surge attacks when the enemy responds to the smoke.

**TASK:** Disrupt a Route Reconnaissance (5-OPFOR-0021)

**CONDITION:** The enemy is conducting a route reconnaissance. The opposing forces (OPFOR) element is positioned along the enemy's route.

**STANDARD:** The OPFOR element attempts to disrupt a squad/section conducting a route reconnaissance. 1. Prevents the unit from meeting its specified time schedule. 2. Forces the unit to deviate from its specified route. 3. Prevents the unit from reaching its assigned destination. 4. Surprises the squad/section. 5. Inflicts casualties on the unit.

**TASK:** Conduct Terrorist and Saboteur Attacks (5-OPFOR-0005)

**CONDITION:** The opposing forces (OPFOR) element dispatches small teams into the enemy's rear area to disrupt combat service support (CSS) operations.

**STANDARD:** The enemy sustains disrupted command and control (C2), destroyed equipment and supplies, and light casualties. 1. Locates rear support bases and C2 facilities. 2. Delays and disrupts CSS operations through probes. 3. Infiltrates CSS bases to conduct sabotage and terrorist activities. 4. Inflicts light casualties. 5. Destroys supplies and equipment.



**TASK:** Disrupt a Net Control Station (NCS) (5-OPFOR-0019)

**CONDITION:** The enemy has established a NCS. The opposing forces (OPFOR) element has radio and jamming equipment.

**STANDARD:** The OPFOR element attempts to disrupt an NCS. 1. Attempts to locate the radio frequency that the unit is operating on. 2. Attempts to enter the radio net. 3. Attempts to issue "bogus" orders to a unit on the net. 4. Jams the radio frequency and forces the unit to go to an alternate frequency.

**TASK:** Disrupt Construction of Vehicle Fighting Positions (5-OPFOR-0020)

**CONDITION:** The opposing forces (OPFOR) element has located the enemy. The priority intelligence requirements (PIR) and other intelligence obtained by OPFOR patrols indicate the enemy is constructing vehicle fighting positions within its defensive area. The OPFOR element has automatic and antiarmor weapons and light mortars.

**STANDARD:** The OPFOR element attempts to disrupt the enemy's efforts to establish vehicle fighting positions. 1. Locates the defensive area. 2. Surprises the main body. 3. Penetrates the defensive area with squad-size probes. 4. Inflicts casualties on the unit. 5. Destroys vehicles. 6. Disrupts the unit's preparations (prevents or delays beyond the unit's allotted time).

**TASK:** Conduct an Ambush (5-OPFOR-0007)

**CONDITION:** The enemy is moving in a convoy. The opposing forces (OPFOR) element is positioned along the enemy's route.

**STANDARD:** The OPFOR element inflicts casualties on the enemy and causes vehicle and equipment damage. 1. Prepares an ambush site before the element arrives. 2. Surprises march element forces. 3. Inflicts heavy casualties within the designated kill zone. 4. Inflicts heavy damage to vehicles and equipment within the designated kill zone. 5. Delays the march element from reaching a specified destination for a specified period of time. 6. Withdraws on order. 7. Sustains no casualties. 8. Reports actions to superiors.

**TASK:** Conduct an Aerial Reconnaissance (5-OPFOR-0010)

**CONDITION:** The opposing forces (OPFOR) headquarters (HQ) element requires intelligence on the locations and identification of enemy elements. An aircraft is dispatched to take photographs and make a visual inspection of the enemy rear area.

**STANDARD:** The OPFOR element gathers photograph intelligence of the enemy. 1. Photographs the assigned sectors. 2. Makes quick visual checks where the ceiling is low. 3. Locates enemy positions in the area, particularly support and storage bases, and command and control (C2) facilities. 4. Sustains no loss of aircraft. 5. Reports priority intelligence requirements (PIR) and other information requirements to the OPFOR HQ.

**TASK:** Disrupt Quartering Party Operations (5-OPFOR-0017)

**CONDITION:** The enemy is conducting quartering party operations. It has established an assembly area (AA) but has not moved in the main body.

**STANDARD:** The opposing forces (OPFOR) element attempts to disrupt quartering party operations and infiltrate the enemy's AA. 1. Locates the quartering party and the AA. 2. Surprises the main body. 3. Penetrates the AA with squad-size probes. 4. Inflicts personnel casualties and vehicle damage. 5. Disrupts the unit's preparations (prevents or delays beyond the unit's allotted time).

**TASK:** Disrupt Enemy Movement and Operations Using Persistent and Nonpersistent Chemical Weapons (5-OPFOR-0015)

**CONDITION:** The opposing forces (OPFOR) element has located the enemy. Priority intelligence requirements (PIR) and other intelligence requirements have been obtained by OPFOR patrols. The OPFOR units deliver chemical agents, by means of conventional artillery weapons or aircraft, along selected supply routes and key bases in the rear area.

**STANDARD:** The OPFOR element disrupts enemy movement and operations using persistent and nonpersistent chemical weapons. 1. Delivers chemical agents in low and densely wooded areas. 2. Delays the movement of enemy supplies and equipment to the forward areas. 3. Restricts the movement of the enemy units in the rear area. 4. Channels the movement of enemy units into predesignated ambush areas. 5. Contaminates enemy supplies and equipment. 6. Inflicts a high rate of casualties on enemy forces.

**TASK:** Disrupt Assembly Area (AA) Activities (5-OPFOR-0013)

**CONDITION:** Intelligence reports indicate that platoon- and company-size enemy units are operating in the opposing forces (OPFOR) area of operations. Enemy units can defend from AAs with direct fire, antiarmor weapons, and indirect fire. The enemy has close air support (CAS) and nuclear, biological, and chemical (NBC) capabilities.

**STANDARD:** The OPFOR element locates and disrupts the enemy's AA activities. 1. Locates the element's AA. 2. Probes the AA with squad- or team-size elements. 3. Inflicts more than 5 percent casualties on the element. 4. Disrupts the element's preparations (prevents or delays beyond the element's allotted time).

**TASK:** Disrupt Enemy Movement and Operations Using Tactical Nuclear Weapons (5-OPFOR-0016)

**CONDITION:** The opposing forces (OPFOR) element has located the enemy. Priority intelligence requirements (PIR) and other intelligence requirements have been obtained by OPFOR patrols. Tactical nuclear weapons are employed against key locations in the rear area.

**STANDARD:** The OPFOR element disrupts enemy movement and operations. 1. Disrupts or delays the movement of the enemy's equipment and supplies to the forward areas. 2. Destroys enemy equipment and supplies. 3. Inflicts a high rate of nuclear casualties among the enemy forces. 4. Denies the enemy the use of specified areas. 5. Contaminates the enemy's equipment and supplies.

**TASK:** Counter Passage of Lines (5-OPFOR-0012)

**CONDITION:** Enemy forces are in defensive positions, but they are expected to attempt passage-of-lines operations. The opposing forces (OPFOR) received orders to disrupt enemy passage-of-lines operations.

**STANDARD:** The OPFOR element delays or prevents enemy passage of lines. 1. Delays the passage. 2. Prevents the company from moving all personnel through the stationary unit. 3. Engages the main body of either the moving or the stationary unit.

**TASK:** Conduct Air Attacks (5-OPFOR-0002)

**CONDITION:** The opposing forces (OPFOR) element in the rear area has forwarded the positions of the enemy support sites or the locations of moving elements. The OPFOR aircraft have been dispatched to attack enemy installations or convoys.

**STANDARD:** The OPFOR element attempts to delay, disrupt, or damage the enemy targets by air. 1. Locates the target (support sites or convoys). 2. Makes attack runs on the designated targets. 3. Inflicts heavy damage to the selected target. 4. Sustains no loss of aircraft. 5. Delays moving the force for more than one hour.

**TASK:** Defend a Minefield (5-OPFOR-0023)

**CONDITION:** The enemy is conducting a minefield sweeping operation. The opposing forces (OPFOR) element has a minefield placed in the enemy's path. The minefield is under constant observation and fire.

**STANDARD:** The OPFOR element defends a minefield against an enemy element conducting a minefield sweeping operation. 1. Prevents the unit from detecting the obstacle. 2. Disrupts the minefield sweeping operation. 3. Prevents the unit from conducting the minefield sweeping operation, prevents the unit from moving all personnel through the breach or delays the completion of the minefield sweeping operation for more than 45 minutes.

**TASK:** Conduct a Raid (5-OPFOR-0004)

**CONDITION:** The opposing forces (OPFOR) element has occupied an objective rally point and has orders to conduct a raid on a combat service support (CSS) base.

**STANDARD:** The OPFOR element infiltrates the enemy's base and destroys all of the targets. 1. Surprises the enemy forces. 2. Assaults the support base and accomplishes the assigned tasks. 3. Destroys the specified equipment and supplies. 4. Avoids being decisively engaged. 5. Withdraws all personnel from the objective areas within the time prescribed. 6. Obtains all priority intelligence requirements (PIR) from the raid site. 7. Sustains only light casualties from enemy fire.

**TASK:** Attack (5-OPFOR-0001)

**CONDITION:** The opposing forces (OPFOR) element has located the enemy. The priority intelligence requirements (PIR) and other intelligence requirements have been obtained by OPFOR patrols. The OPFOR element has automatic and antiarmor weapons and light mortars.

**STANDARD:** The OPFOR element attempts to seize the terrain, vehicles, or equipment. 1. Develops an attack plan. 2. Surprises the enemy unit's main body. 3. Initiates the attack using a scheme of maneuver that exploits the enemy's flanks, gaps, and weaknesses. 4. Uses covered and concealed routes to approach the enemy forces' flanks, gaps, or weakly held areas. 5. Employs indirect fire to support the attack. 6. Penetrates enemy defenses. 7. Destroys equipment and supplies. 8. Inflicts heavy casualties. 9. Isolates the combat service support (CSS) base by blocking reinforcements. 10. Forces enemy units to displace. 11. Avoids being fixed in one position. 12. Withdraws before the CSS base is reinforced with tactical combat forces.

**TASK:** Disrupt an Engineer Reconnaissance (5-OPFOR-0022)

**CONDITION:** The enemy is conducting an engineer reconnaissance. The opposing forces (OPFOR) element is positioned along the enemy's route.

**STANDARD:** The OPFOR element disrupts an engineer reconnaissance. 1. Prevents the unit from meeting its specified time schedule. 2. Forces the unit to deviate from its specified route. 3. Prevents the unit from accomplishing its assigned engineer reconnaissance. 4. Surprises the unit conducting the reconnaissance.

**TASK:** Maintain Contact (5-OPFOR-0003)

**CONDITION:** The opposing forces (OPFOR) element is engaged with enemy base defense forces. The enemy forces are withdrawing under pressure.

**STANDARD:** The OPFOR element maintains enemy contact while the enemy withdraws. 1. Engages the enemy forces decisively. 2. Advances the OPFOR as the enemy forces withdraw. 3. Inflicts heavy casualties. 4. Captures the members of the enemy force. 5. Captures documents and equipment. 6. Safeguards captured documents, equipment, and personnel.

**ELEMENTS:** Company Headquarters  
 Three Combat Mobility Platoons  
 Nine Combat Engineer Squads  
 Mobility Support Platoon  
 Three Mobility Sections

**TASK:** Defend a Convoy Against a Ground Attack (05-2-0911)

(FM 55-30)  
 (FM 24-35)

(FM 21-75)  
 (FM 24-35-1)

(FM 24-19)  
 (FM 71-1)

**ITERATION:** 1 2 3 4 5 M (Circle)

**COMMANDER/LEADER ASSESSMENT:** T P U (Circle)

**CONDITIONS:** The team is performing continuous operations. An enemy squad- to platoon-size force attacks the convoy's main body. The operation order (OPORD) and rules of engagement (ROE) provide guidance for the mission and actions to take upon contact. Some iterations of this task should be performed in MOPP4.

**TASK STANDARDS:** The convoy protects itself and attacks or disengages from the enemy. The convoy minimizes casualties or damage by taking immediate-action measures. Digital units send and receive orders and reports using frequency-modulated (FM) or digital means to conduct combat operations. The time required to perform this task is increased when conducting it in mission-oriented protection posture (MOPP) 4.

TASK STEPS AND PERFORMANCE MEASURES	GO	NO-GO
<p>* 1. The element leader prepares for combat operations.</p> <p>NOTE: Digital units set stale settings to provide current friendly and enemy unit locations.</p> <ul style="list-style-type: none"> <li>a. Designated and positioned the security elements throughout the convoy (front, rear, and flank).</li> <li>b. Established radio communications with security elements.</li> <li>c. Designated actions upon enemy contact (action front, left, right, or rear; air attack; or indirect fire).</li> <li>d. Assigned each armed vehicle a sector of fire for the movement, and ensured that the convoy had 360-degree coverage while moving.</li> <li>e. Designated en route rally points and the actions to be taken at those points.</li> <li>f. Coordinated with the battalion Operations and Training Officer (US Army) (S3) for indirect fire along the planned route.</li> <li>g. Received an update from the battalion Intelligence Officer (US Army) (S2) on probable enemy actions influencing the convoy route or the mission.</li> </ul> <p>NOTE: Digital units receive updated intelligence information through the Force XXI Command Brigade and Below (FBCB2) System or the Maneuver Control System (MCS).</p> <p>2. The element prepares for combat operations.</p> <ul style="list-style-type: none"> <li>a. Loaded vehicles, stowed or tied down all loose equipment, and ensured that there was enough space to bring weapons to bear.</li> </ul> <p>NOTE: Air guards are present.</p> <ul style="list-style-type: none"> <li>b. Ensured that weapons were functional and had their basic load of ammunition.</li> <li>c. Rehearsed the procedures for enemy contact before the start point (SP).</li> <li>d. Ensured that each vehicle commander knew the route and all standing operating procedures (SOPs).</li> </ul>		

TASK STEPS AND PERFORMANCE MEASURES	GO	NO-GO
<p>3. The convoy reacts to enemy contact.</p> <ul style="list-style-type: none"> <li>a. Scanned the area for the enemy and returned fire at identified enemy positions.</li> <li>b. Sought available cover.</li> <li>c. Maneuvered vehicles to allow the gunner to engage the enemy, and moved all unarmed vehicles to cover.</li> <li>d. Provided suppressive gunnery fire on the enemy.</li> <li>e. Deployed the security teams, and reported the situation to the element leader.</li> </ul> <p>* 4. The element leader develops the situation.</p> <ul style="list-style-type: none"> <li>a. Initiated fire and maneuver.</li> <li>b. Requested indirect-fire support.</li> <li>c. Sought information on the enemy's strength, composition, and disposition.</li> <li>d. Evaluated the direction and volume of the enemy fire, confirmed or suspected enemy positions, and the terrain capacity for the masking forces.</li> </ul> <p>* 5. The element leader selects a course of action based on mission, enemy, terrain, troops, time available, and civilian considerations (METT-TC) factors and the developing situation.</p> <ul style="list-style-type: none"> <li>a. Maneuvered to attack the enemy's flank.</li> <li>b. Conducted a frontal assault.</li> <li>c. Broke contact and moved away from the enemy position by fire and maneuver.</li> </ul> <p>6. The security element engages the enemy (within capabilities).</p> <p>* 7. The element leader reports the tactical situation to higher headquarters (HQ).</p> <p>8. The element reorganizes and resumes its convoy.</p> <ul style="list-style-type: none"> <li>a. Reconstituted the security force.</li> <li>b. Treated and evacuated casualties.</li> <li>c. Reported casualties.</li> <li>d. Redistributed ammunition and equipment.</li> <li>e. Recovered any damaged equipment, or destroyed it in place.</li> </ul>		

TASK PERFORMANCE / EVALUATION SUMMARY BLOCK							
ITERATION	1	2	3	4	5	M	TOTAL
TOTAL TASK STEPS EVALUATED							
TOTAL TASK STEPS "GO"							
TRAINING STATUS "GO"/"NO-GO"							

"\*" indicates a leader task step.

#### SUPPORTING INDIVIDUAL TASKS

Task Number	Task Title
052-194-3500	Conduct a Patrol
061-283-1002	Locate a Target by Grid Coordinates
071-326-5505	Issue an Oral Operation Order
071-326-5605	Control Movement of a Fire Team
071-326-5611	Conduct the Maneuver of a Squad
071-332-5022	Prepare a Battalion Situation Report (SITREP)

**SUPPORTING INDIVIDUAL TASKS**

<b>Task Number</b>	<b>Task Title</b>
081-831-0101	Request Medical Evacuation
091-309-0711	Direct Vehicle and Equipment Recovery Operations
113-573-0002	Conduct Operations Security (OPSEC) Procedures
113-573-8006	Use an Automated Signal Operation Instruction (SOI)
121-030-3534	Report Casualties

**SUPPORTING COLLECTIVE TASKS**

<b>Task Number</b>	<b>Task Title</b>
07-2-1301.05-T01A	Conduct a Convoy
07-3-1112.05-T01A	React to an Ambush
10-2-0318.05-T01A	Perform Unit Graves Registration (GRREG) Operations

**OPFOR TASKS AND STANDARDS**

**TASK:** Surrender to the Capturing Unit on the Battlefield (5-OPFOR-0024)

**CONDITION:** The enemy has captured the opposing forces (OPFOR) element's soldiers, documents, and equipment sensitive to the OPFOR tactical operations.

**STANDARD:** The OPFOR soldiers retain or destroy documents and equipment. The OPFOR element surrenders documents and equipment of no tactical use to the enemy and attempts to conceal or destroy items of tactical value. The OPFOR element attempts escape and evasion. 1. Prevents the successful capture of documents and equipment. 2. Destroys documents and equipment. 3. Removes identifying markings from equipment. 4. Removes unit-identifying insignia. 5. Provides misleading information. 6. Plans an escape. 7. Delays movement to the nearest collection point. 8. Prevents safeguarding of enemy prisoners of war (EPWs) in order to cause embarrassment to the United States (US).

**TASK:** Conduct an Ambush (5-OPFOR-0007)

**CONDITION:** The enemy is moving in a convoy. The opposing forces (OPFOR) element is positioned along the enemy's route.

**STANDARD:** The OPFOR element inflicts casualties on the enemy and causes vehicle and equipment damage. 1. Prepares an ambush site before the element arrives. 2. Surprises march element forces. 3. Inflicts heavy casualties within the designated kill zone. 4. Inflicts heavy damage to vehicles and equipment within the designated kill zone. 5. Delays the march element from reaching a specified destination for a specified period of time. 6. Withdraws on order. 7. Sustains no casualties. 8. Reports actions to superiors.

**TASK:** Disrupt Movement (5-OPFOR-0014)

**CONDITION:** The enemy is expected to move through the opposing forces (OPFOR) element's area of operations. The OPFOR element has received an operation order (OPORD) or fragmentary order (FRAGO) to disrupt enemy movement. The enemy has the capability to defend with direct fire and antiarmor weapons.

**STANDARD:** The OPFOR element delays enemy movement. 1. Delays the element. 2. Forces the element to deviate from its route. 3. Prevents the element from reaching its destination. 4. Surprises the element's main body.

**TASK:** Disrupt a Route Reconnaissance (5-OPFOR-0021)

**CONDITION:** The enemy is conducting a route reconnaissance. The opposing forces (OPFOR) element is positioned along the enemy's route.

**STANDARD:** The OPFOR element attempts to disrupt a squad/section conducting a route reconnaissance. 1. Prevents the unit from meeting its specified time schedule. 2. Forces the unit to deviate from its specified route. 3. Prevents the unit from reaching its assigned destination. 4. Surprises the squad/section. 5. Inflicts casualties on the unit.

**TASK:** Disrupt a Net Control Station (NCS) (5-OPFOR-0019)

**CONDITION:** The enemy has established a NCS. The opposing forces (OPFOR) element has radio and jamming equipment.

**STANDARD:** The OPFOR element attempts to disrupt an NCS. 1. Attempts to locate the radio frequency that the unit is operating on. 2. Attempts to enter the radio net. 3. Attempts to issue "bogus" orders to a unit on the net. 4. Jams the radio frequency and forces the unit to go to an alternate frequency.

**TASK:** Disrupt Construction of Vehicle Fighting Positions (5-OPFOR-0020)

**CONDITION:** The opposing forces (OPFOR) element has located the enemy. The priority intelligence requirements (PIR) and other intelligence obtained by OPFOR patrols indicate the enemy is constructing vehicle fighting positions within its defensive area. The OPFOR element has automatic and antiarmor weapons and light mortars.

**STANDARD:** The OPFOR element attempts to disrupt the enemy's efforts to establish vehicle fighting positions. 1. Locates the defensive area. 2. Surprises the main body. 3. Penetrates the defensive area with squad-size probes. 4. Inflicts casualties on the unit. 5. Destroys vehicles. 6. Disrupts the unit's preparations (prevents or delays beyond the unit's allotted time).

**TASK:** Defeat Obstacles (5-OPFOR-0009)

**CONDITION:** The opposing forces (OPFOR) element encounters an obstacle that blocks the avenue of approach as it advances upon the enemy forces.

**STANDARD:** The OPFOR element bypasses or breaches the enemy obstacle. 1. Detects the obstacle before halting its main body. 2. Defeats the obstacle. a. Bypasses the obstacle without entering the engagement areas. b. Breaches the obstacle within 45 minutes and passes its entire force through the obstacle. 3. Does not incur degradation to the point that the mission must be discontinued.

**TASK:** Conduct an Attack (5-OPFOR-0008)

**CONDITION:** The enemy is conducting tactical operations. The opposing forces (OPFOR) element receives orders to attack the enemy, the area of occupation, or the main supply route (MSR) with smoke.

**STANDARD:** The OPFOR element disrupts the enemy's movement and smoke operations. 1. Determines the delivery method of the smoke attack. 2. Locates the target. 3. Delivers the smoke attack downwind. 4. Attacks the enemy with smoke, and surge attacks when the enemy responds to the smoke.

**TASK:** Conduct an Aerial Reconnaissance (5-OPFOR-0010)

**CONDITION:** The opposing forces (OPFOR) headquarters (HQ) element requires intelligence on the locations and identification of enemy elements. An aircraft is dispatched to take photographs and make a visual inspection of the enemy rear area.



**STANDARD:** The OPFOR element gathers photograph intelligence of the enemy. 1. Photographs the assigned sectors. 2. Makes quick visual checks where the ceiling is low. 3. Locates enemy positions in the area, particularly support and storage bases, and command and control (C2) facilities. 4. Sustains no loss of aircraft. 5. Reports priority intelligence requirements (PIR) and other information requirements to the OPFOR HQ.

**TASK:** Conduct Terrorist and Saboteur Attacks (5-OPFOR-0005)

**CONDITION:** The opposing forces (OPFOR) element dispatches small teams into the enemy's rear area to disrupt combat service support (CSS) operations.

**STANDARD:** The enemy sustains disrupted command and control (C2), destroyed equipment and supplies, and light casualties. 1. Locates rear support bases and C2 facilities. 2. Delays and disrupts CSS operations through probes. 3. Infiltrates CSS bases to conduct sabotage and terrorist activities. 4. Inflicts light casualties. 5. Destroys supplies and equipment.

**TASK:** Disrupt Defensive Preparations (5-OPFOR-0018)

**CONDITION:** The opposing forces (OPFOR) element has located the enemy. Priority intelligence requirements (PIR) and other intelligence requirements obtained by OPFOR patrols indicate that the enemy elements are establishing defensive positions. The OPFOR element has automatic and antiarmor weapons and light mortars.

**STANDARD:** The OPFOR element disrupts and delays the enemy's defensive preparations. 1. Locates and penetrates the enemy's security system. 2. Forces the enemy to delay defensive preparations. 3. Disrupts the enemy's obstacle preparations.

**TASK:** Disrupt Quartering Party Operations (5-OPFOR-0017)

**CONDITION:** The enemy is conducting quartering party operations. It has established an assembly area (AA) but has not moved in the main body.

**STANDARD:** The opposing forces (OPFOR) element attempts to disrupt quartering party operations and infiltrate the enemy's AA. 1. Locates the quartering party and the AA. 2. Surprises the main body. 3. Penetrates the AA with squad-size probes. 4. Inflicts personnel casualties and vehicle damage. 5. Disrupts the unit's preparations (prevents or delays beyond the unit's allotted time).

**TASK:** Disrupt Enemy Movement and Operations Using Tactical Nuclear Weapons (5-OPFOR-0016)

**CONDITION:** The opposing forces (OPFOR) element has located the enemy. Priority intelligence requirements (PIR) and other intelligence requirements have been obtained by OPFOR patrols. Tactical nuclear weapons are employed against key locations in the rear area.

**STANDARD:** The OPFOR element disrupts enemy movement and operations. 1. Disrupts or delays the movement of the enemy's equipment and supplies to the forward areas. 2. Destroys enemy equipment and supplies. 3. Inflicts a high rate of nuclear casualties among the enemy forces. 4. Denies the enemy the use of specified areas. 5. Contaminates the enemy's equipment and supplies.

**TASK:** Disrupt Enemy Movement and Operations Using Persistent and Nonpersistent Chemical Weapons (5-OPFOR-0015)

**CONDITION:** The opposing forces (OPFOR) element has located the enemy. Priority intelligence requirements (PIR) and other intelligence requirements have been obtained by OPFOR patrols. The OPFOR units deliver chemical agents, by means of conventional artillery weapons or aircraft, along selected supply routes and key bases in the rear area.

**STANDARD:** The OPFOR element disrupts enemy movement and operations using persistent and nonpersistent chemical weapons. 1. Delivers chemical agents in low and densely wooded areas. 2. Delays the movement of enemy supplies and equipment to the forward areas. 3. Restricts the movement of the enemy units in the rear area. 4. Channels the movement of enemy units into predesignated ambush areas. 5. Contaminates enemy supplies and equipment. 6. Inflicts a high rate of casualties on enemy forces.

**TASK:** Counter Passage of Lines (5-OPFOR-0012)

**CONDITION:** Enemy forces are in defensive positions, but they are expected to attempt passage-of-lines operations. The opposing forces (OPFOR) received orders to disrupt enemy passage-of-lines operations.

**STANDARD:** The OPFOR element delays or prevents enemy passage of lines. 1. Delays the passage. 2. Prevents the company from moving all personnel through the stationary unit. 3. Engages the main body of either the moving or the stationary unit.

**TASK:** Defend a Minefield (5-OPFOR-0023)

**CONDITION:** The enemy is conducting a minefield sweeping operation. The opposing forces (OPFOR) element has a minefield placed in the enemy's path. The minefield is under constant observation and fire.

**STANDARD:** The OPFOR element defends a minefield against an enemy element conducting a minefield sweeping operation. 1. Prevents the unit from detecting the obstacle. 2. Disrupts the minefield sweeping operation. 3. Prevents the unit from conducting the minefield sweeping operation, prevents the unit from moving all personnel through the breach or delays the completion of the minefield sweeping operation for more than 45 minutes.

**TASK:** Conduct Sniper Operations (5-OPFOR-0006)

**CONDITION:** The opposing forces (OPFOR) element has assigned snipers (regular or irregular elements) in the enemy's rear area along the main supply route (MSR) and near support sites.

**STANDARD:** The OPFOR element kills or wounds targets. 1. Sets up a well-concealed location. 2. Engages vehicle drivers or personnel on foot with short bursts of semiautomatic fire. 3. Kills or wounds selected targets. 4. Prevents the position from being discovered by enemy forces. 5. Evacuates the area without being spotted. 6. Reports all specified priority intelligence requirements (PIR) and other intelligence requirements to the OPFOR headquarters (HQ).

**TASK:** Conduct Air Attacks (5-OPFOR-0002)

**CONDITION:** The opposing forces (OPFOR) element in the rear area has forwarded the positions of the enemy support sites or the locations of moving elements. The OPFOR aircraft have been dispatched to attack enemy installations or convoys.

**STANDARD:** The OPFOR element attempts to delay, disrupt, or damage the enemy targets by air. 1. Locates the target (support sites or convoys). 2. Makes attack runs on the designated targets. 3. Inflicts heavy damage to the selected target. 4. Sustains no loss of aircraft. 5. Delays moving the force for more than one hour.

**TASK:** Conduct a Raid (5-OPFOR-0004)

**CONDITION:** The opposing forces (OPFOR) element has occupied an objective rally point and has orders to conduct a raid on a combat service support (CSS) base.

**STANDARD:** The OPFOR element infiltrates the enemy's base and destroys all of the targets. 1. Surprises the enemy forces. 2. Assaults the support base and accomplishes the assigned tasks. 3. Destroys the specified equipment and supplies. 4. Avoids being decisively engaged. 5. Withdraws all personnel from the objective areas within the time prescribed. 6. Obtains all priority intelligence requirements (PIR) from the raid site. 7. Sustains only light casualties from enemy fire.

**TASK:** Attack (5-OPFOR-0001)

**CONDITION:** The opposing forces (OPFOR) element has located the enemy. The priority intelligence requirements (PIR) and other intelligence requirements have been obtained by OPFOR patrols. The OPFOR element has automatic and antiarmor weapons and light mortars.

**STANDARD:** The OPFOR element attempts to seize the terrain, vehicles, or equipment. 1. Develops an attack plan. 2. Surprises the enemy unit's main body. 3. Initiates the attack using a scheme of maneuver that exploits the enemy's flanks, gaps, and weaknesses. 4. Uses covered and concealed routes to approach the enemy forces' flanks, gaps, or weakly held areas. 5. Employs indirect fire to support the attack. 6. Penetrates enemy defenses. 7. Destroys equipment and supplies. 8. Inflicts heavy casualties. 9. Isolates the combat service support (CSS) base by blocking reinforcements. 10. Forces enemy units to displace. 11. Avoids being fixed in one position. 12. Withdraws before the CSS base is reinforced with tactical combat forces.

**TASK:** Disrupt Assembly Area (AA) Activities (5-OPFOR-0013)

**CONDITION:** Intelligence reports indicate that platoon- and company-size enemy units are operating in the opposing forces (OPFOR) area of operations. Enemy units can defend from AAs with direct fire, antiarmor weapons, and indirect fire. The enemy has close air support (CAS) and nuclear, biological, and chemical (NBC) capabilities.

**STANDARD:** The OPFOR element locates and disrupts the enemy's AA activities. 1. Locates the element's AA. 2. Probes the AA with squad- or team-size elements. 3. Inflicts more than 5 percent casualties on the element. 4. Disrupts the element's preparations (prevents or delays beyond the element's allotted time).

**TASK:** Disrupt an Engineer Reconnaissance (5-OPFOR-0022)

**CONDITION:** The enemy is conducting an engineer reconnaissance. The opposing forces (OPFOR) element is positioned along the enemy's route.

**STANDARD:** The OPFOR element disrupts an engineer reconnaissance. 1. Prevents the unit from meeting its specified time schedule. 2. Forces the unit to deviate from its specified route. 3. Prevents the unit from accomplishing its assigned engineer reconnaissance. 4. Surprises the unit conducting the reconnaissance.

**TASK:** Maintain Contact (5-OPFOR-0003)

**CONDITION:** The opposing forces (OPFOR) element is engaged with enemy base defense forces. The enemy forces are withdrawing under pressure.

**STANDARD:** The OPFOR element maintains enemy contact while the enemy withdraws. 1. Engages the enemy forces decisively. 2. Advances the OPFOR as the enemy forces withdraw. 3. Inflicts heavy casualties. 4. Captures the members of the enemy force. 5. Captures documents and equipment. 6. Safeguards captured documents, equipment, and personnel.

**ELEMENTS:** Company Headquarters  
 Three Combat Mobility Platoons  
 Nine Combat Engineer Squads  
 Mobility Support Platoon  
 Three Mobility Sections

**TASK:** Prepare an Obstacle Plan (Platoon) (05-3-0001)  
 (FM 5-102) (FM 3-34.2) (FM 5-100)

**ITERATION:** 1 2 3 4 5 M (Circle)

**COMMANDER/LEADER ASSESSMENT:** T P U (Circle)

**CONDITIONS:** An element is supporting a task force (TF) and has received guidance from the TF commander. The element leader has completed an engineer estimate and developed the initial engineer plan to support the operation. The maneuver commander's guidance identifies obstacles, responsibilities, obstacle belts, obstacle-restricted areas, scatterable-mine (SCATMINE) employment authority and concepts, priorities, and special instructions. Digital units have performed functionality checks and systems are operational. Some iterations of this task should be performed in MOPP4.

**TASK STANDARDS:** The obstacle plan supports the TF commander's scheme of maneuver. It outlines how and where the obstacles will be used to channelize or block the enemy force. The obstacle plan data will be input into the Force XXI Battle Command Brigade and Below (FBCB2) and supporting systems to update the common operational picture (COP) and the situational awareness (SA).

TASK STEPS AND PERFORMANCE MEASURES	GO	NO-GO
<p>* 1. The element leader obtains and considers all available information. The information includes--</p> <ul style="list-style-type: none"> <li>a. The constraints and restraints received from higher headquarters (HQ).</li> <li>b. The TF tactical plans.</li> <li>c. The initial analysis developed as part of the engineer estimate process.</li> </ul> <p>* 2. The element leader develops an initial plan. The plan includes the--</p> <ul style="list-style-type: none"> <li>a. Obstacles directed by higher HQ.</li> <li>b. Obstacles directed by the TF commander.</li> <li>c. Obstacle belts in the area of operations (AO).</li> <li>d. Obstacle-restricted areas.</li> <li>e. SCATMINE employment concept (identified by the type of SCATMINE system).</li> <li>f. SCATMINE employment authority (based on the type of system and the self-destruct time).</li> <li>g. Priority of the distribution of assets.               <ul style="list-style-type: none"> <li>(1) Class IV.</li> <li>(2) Class V (engineer).</li> <li>(3) Other obstacle assets under the maneuver element or engineer control, to include the units from the higher echelons.</li> <li>(4) SCATMINE allocation, by sortie, for air-delivered SCATMINES (Gator) and the Air Multiple-Delivery Mine System (Volcano).</li> <li>(5) The number of rounds for the Area Denial Artillery Munitions (ADAM) or the Remote Antiarmor Mine System (RAAMS).</li> <li>(6) The number of mines or reloads for the Ground-Emplaced Mine-Scattering System (GEMSS) or the GEMSS auxiliary dispenser, M138 (Flipper) and the Volcano.</li> <li>(7) The number of dispensers for a Modular-Pack Mine System (MOPMS).</li> </ul> </li> </ul>		

TASK STEPS AND PERFORMANCE MEASURES	GO	NO-GO
<p>h. Authority to execute a mission and the special instructions for reserved demolitions or obstacles.</p> <p>i. Lanes and routes that are key to the maneuver element or the logistics plan and the instructions for their closure.</p> <p>NOTE: The initial plan contains tentative information. While directive in nature, the specifics of the plan are modified based on the tactical plans of the subordinate maneuver elements.</p> <p>* 3. The element leader integrates the initial obstacle plan into the tactical plan.</p> <p>a. Integrated only those items key to the maneuver plan.</p> <p>b. Allowed for maximum flexibility. The subordinate maneuver commanders determined the type and location of obstacles, consistent with the TF commander's scheme of maneuver.</p> <p>c. Provided the plan to the maneuver commander and ensured that it was incorporated into the engineer annex.</p> <p>* 4. The element leader consolidates the subordinate unit's obstacle plans into the final (actual) obstacle plan, ensuring that the obstacle locations and types are coordinated with the maneuver and fire support plans.</p> <p>* 5. The platoon leader ensures that the final obstacle plan is complete. The plan should contain--</p> <p>a. The location, type, and special characteristics of each obstacle (including directed obstacles) and all scatterable minefields with self-destruct times (except for MOPMS minefields).</p> <p>b. A timetable and an estimated completion time for obstacles not yet completed.</p> <p>c. Specific orders stating under what conditions and by whose authority the reserve obstacles are to be executed.</p> <p>d. The exact location of routes and open lanes, according to the tactical and logistical plans, including those specified by higher HQ.</p> <p>e. Changes in the obstacle belts and other adjustments coordinated with the subordinate elements.</p>		

TASK PERFORMANCE / EVALUATION SUMMARY BLOCK							
ITERATION	1	2	3	4	5	M	TOTAL
TOTAL TASK STEPS EVALUATED							
TOTAL TASK STEPS "GO"							
TRAINING STATUS "GO"/"NO-GO"							

"\*" indicates a leader task step.

**SUPPORTING INDIVIDUAL TASKS: NONE**

#### SUPPORTING COLLECTIVE TASKS

Task Number	Task Title
05-1-1000	Conduct Logistics Operations
05-2-0413	Conduct Engineer Intelligence Collection
05-2-0514	Emplace Tactical Obstacles
05-2-1218	Conduct Report Procedures

**SUPPORTING COLLECTIVE TASKS**

<b>Task Number</b>	<b>Task Title</b>
05-2-1380	Identify Terrain Information Requirements
05-3-0004	Breach Obstacles
05-3-0004.07-3103	Breach Obstacle (Infantry/Mech Infantry Platoon)
05-3-0025	Report Obstacle Information (Platoon)
05-3-0043.05-R01A	Create a Lane Through an Obstacle by Explosive Techniques
05-3-0046.05-R01A	Create a Lane Through an Obstacle by Mechanical Techniques
05-3-0047.05-R01A	Create a Lane Through an Obstacle by Manual Techniques
05-3-0110	Emplace a Modular Pack Mine System (MOPMS) Disrupt and Fix Minefield
05-3-0111	Emplace a Volcano Minefield
05-3-0201	Create a Crater Obstacle with Explosives
05-3-0204	Prepare Preconstructed Obstacles
05-3-0209	Clear Obstacles Using Demolitions
05-3-0230	Construct a Protective Obstacle
05-3-0307	Construct a Log Obstacle
05-3-0411.05-R01A	Conduct an Obstacle and Restriction Reconnaissance
05-3-0767	Clear Obstacles With Engineer Equipment
05-5-0949	Construct underwater structures
19-1-5201	Plan Intelligence Collecting and Reporting Operations

**OPFOR TASKS AND STANDARDS**

**TASK:** Defeat Obstacles (5-OPFOR-0009)

**CONDITION:** The opposing forces (OPFOR) element encounters an obstacle that blocks the avenue of approach as it advances upon the enemy forces.

**STANDARD:** The OPFOR element bypasses or breaches the enemy obstacle. 1. Detects the obstacle before halting its main body. 2. Defeats the obstacle. a. Bypasses the obstacle without entering the engagement areas. b. Breaches the obstacle within 45 minutes and passes its entire force through the obstacle. 3. Does not incur degradation to the point that the mission must be discontinued.

**TASK:** Conduct an Attack (5-OPFOR-0008)

**CONDITION:** The enemy is conducting tactical operations. The opposing forces (OPFOR) element receives orders to attack the enemy, the area of occupation, or the main supply route (MSR) with smoke.

**STANDARD:** The OPFOR element disrupts the enemy's movement and smoke operations. 1. Determines the delivery method of the smoke attack. 2. Locates the target. 3. Delivers the smoke attack downwind. 4. Attacks the enemy with smoke, and surge attacks when the enemy responds to the smoke.

**TASK:** Disrupt a Net Control Station (NCS) (5-OPFOR-0019)

**CONDITION:** The enemy has established a NCS. The opposing forces (OPFOR) element has radio and jamming equipment.

**STANDARD:** The OPFOR element attempts to disrupt an NCS. 1. Attempts to locate the radio frequency that the unit is operating on. 2. Attempts to enter the radio net. 3. Attempts to issue "bogus" orders to a unit on the net. 4. Jams the radio frequency and forces the unit to go to an alternate frequency.

**TASK:** Disrupt Construction of Vehicle Fighting Positions (5-OPFOR-0020)

**CONDITION:** The opposing forces (OPFOR) element has located the enemy. The priority intelligence requirements (PIR) and other intelligence obtained by OPFOR patrols indicate the enemy is constructing vehicle fighting positions within its defensive area. The OPFOR element has automatic and antiarmor weapons and light mortars.

**STANDARD:** The OPFOR element attempts to disrupt the enemy's efforts to establish vehicle fighting positions. 1. Locates the defensive area. 2. Surprises the main body. 3. Penetrates the defensive area with squad-size probes. 4. Inflicts casualties on the unit. 5. Destroys vehicles. 6. Disrupts the unit's preparations (prevents or delays beyond the unit's allotted time).

**TASK:** Disrupt an Engineer Reconnaissance (5-OPFOR-0022)

**CONDITION:** The enemy is conducting an engineer reconnaissance. The opposing forces (OPFOR) element is positioned along the enemy's route.

**STANDARD:** The OPFOR element disrupts an engineer reconnaissance. 1. Prevents the unit from meeting its specified time schedule. 2. Forces the unit to deviate from its specified route. 3. Prevents the unit from accomplishing its assigned engineer reconnaissance. 4. Surprises the unit conducting the reconnaissance.

**TASK:** Conduct an Aerial Reconnaissance (5-OPFOR-0010)

**CONDITION:** The opposing forces (OPFOR) headquarters (HQ) element requires intelligence on the locations and identification of enemy elements. An aircraft is dispatched to take photographs and make a visual inspection of the enemy rear area.

**STANDARD:** The OPFOR element gathers photograph intelligence of the enemy. 1. Photographs the assigned sectors. 2. Makes quick visual checks where the ceiling is low. 3. Locates enemy positions in the area, particularly support and storage bases, and command and control (C2) facilities. 4. Sustains no loss of aircraft. 5. Reports priority intelligence requirements (PIR) and other information requirements to the OPFOR HQ.

**TASK:** Conduct Terrorist and Saboteur Attacks (5-OPFOR-0005)

**CONDITION:** The opposing forces (OPFOR) element dispatches small teams into the enemy's rear area to disrupt combat service support (CSS) operations.

**STANDARD:** The enemy sustains disrupted command and control (C2), destroyed equipment and supplies, and light casualties. 1. Locates rear support bases and C2 facilities. 2. Delays and disrupts CSS operations through probes. 3. Infiltrates CSS bases to conduct sabotage and terrorist activities. 4. Inflicts light casualties. 5. Destroys supplies and equipment.

**TASK:** Conduct an Ambush (5-OPFOR-0007)

**CONDITION:** The enemy is moving in a convoy. The opposing forces (OPFOR) element is positioned along the enemy's route.

**STANDARD:** The OPFOR element inflicts casualties on the enemy and causes vehicle and equipment damage. 1. Prepares an ambush site before the element arrives. 2. Surprises march element forces. 3. Inflicts heavy casualties within the designated kill zone. 4. Inflicts heavy damage to vehicles and equipment within the designated kill zone. 5. Delays the march element from reaching a specified destination for a specified period of time. 6. Withdraws on order. 7. Sustains no casualties. 8. Reports actions to superiors.

**TASK:** Disrupt a Route Reconnaissance (5-OPFOR-0021)

**CONDITION:** The enemy is conducting a route reconnaissance. The opposing forces (OPFOR) element is positioned along the enemy's route.

**STANDARD:** The OPFOR element attempts to disrupt a squad/section conducting a route reconnaissance. 1. Prevents the unit from meeting its specified time schedule. 2. Forces the unit to deviate from its specified route. 3. Prevents the unit from reaching its assigned destination. 4. Surprises the squad/section. 5. Inflicts casualties on the unit.

**TASK:** Conduct a Raid (5-OPFOR-0004)

**CONDITION:** The opposing forces (OPFOR) element has occupied an objective rally point and has orders to conduct a raid on a combat service support (CSS) base.

**STANDARD:** The OPFOR element infiltrates the enemy's base and destroys all of the targets. 1. Surprises the enemy forces. 2. Assaults the support base and accomplishes the assigned tasks. 3. Destroys the specified equipment and supplies. 4. Avoids being decisively engaged. 5. Withdraws all personnel from the objective areas within the time prescribed. 6. Obtains all priority intelligence requirements (PIR) from the raid site. 7. Sustains only light casualties from enemy fire.

**TASK:** Disrupt Defensive Preparations (5-OPFOR-0018)

**CONDITION:** The opposing forces (OPFOR) element has located the enemy. Priority intelligence requirements (PIR) and other intelligence requirements obtained by OPFOR patrols indicate that the enemy elements are establishing defensive positions. The OPFOR element has automatic and antiarmor weapons and light mortars.

**STANDARD:** The OPFOR element disrupts and delays the enemy's defensive preparations. 1. Locates and penetrates the enemy's security system. 2. Forces the enemy to delay defensive preparations. 3. Disrupts the enemy's obstacle preparations.

**TASK:** Disrupt Quartering Party Operations (5-OPFOR-0017)

**CONDITION:** The enemy is conducting quartering party operations. It has established an assembly area (AA) but has not moved in the main body.

**STANDARD:** The opposing forces (OPFOR) element attempts to disrupt quartering party operations and infiltrate the enemy's AA. 1. Locates the quartering party and the AA. 2. Surprises the main body. 3. Penetrates the AA with squad-size probes. 4. Inflicts personnel casualties and vehicle damage. 5. Disrupts the unit's preparations (prevents or delays beyond the unit's allotted time).

**TASK:** Disrupt Enemy Movement and Operations Using Tactical Nuclear Weapons (5-OPFOR-0016)

**CONDITION:** The opposing forces (OPFOR) element has located the enemy. Priority intelligence requirements (PIR) and other intelligence requirements have been obtained by OPFOR patrols. Tactical nuclear weapons are employed against key locations in the rear area.

**STANDARD:** The OPFOR element disrupts enemy movement and operations. 1. Disrupts or delays the movement of the enemy's equipment and supplies to the forward areas. 2. Destroys enemy equipment and supplies. 3. Inflicts a high rate of nuclear casualties among the enemy forces. 4. Denies the enemy the use of specified areas. 5. Contaminates the enemy's equipment and supplies.

**TASK:** Disrupt Enemy Movement and Operations Using Persistent and Nonpersistent Chemical Weapons (5-OPFOR-0015)



**CONDITION:** The opposing forces (OPFOR) element has located the enemy. Priority intelligence requirements (PIR) and other intelligence requirements have been obtained by OPFOR patrols. The OPFOR units deliver chemical agents, by means of conventional artillery weapons or aircraft, along selected supply routes and key bases in the rear area.

**STANDARD:** The OPFOR element disrupts enemy movement and operations using persistent and nonpersistent chemical weapons. 1. Delivers chemical agents in low and densely wooded areas. 2. Delays the movement of enemy supplies and equipment to the forward areas. 3. Restricts the movement of the enemy units in the rear area. 4. Channels the movement of enemy units into predesignated ambush areas. 5. Contaminates enemy supplies and equipment. 6. Inflicts a high rate of casualties on enemy forces.

**TASK:** Disrupt Movement (5-OPFOR-0014)

**CONDITION:** The enemy is expected to move through the opposing forces (OPFOR) element's area of operations. The OPFOR element has received an operation order (OPORD) or fragmentary order (FRAGO) to disrupt enemy movement. The enemy has the capability to defend with direct fire and antiarmor weapons.

**STANDARD:** The OPFOR element delays enemy movement. 1. Delays the element. 2. Forces the element to deviate from its route. 3. Prevents the element from reaching its destination. 4. Surprises the element's main body.

**TASK:** Counter Passage of Lines (5-OPFOR-0012)

**CONDITION:** Enemy forces are in defensive positions, but they are expected to attempt passage-of-lines operations. The opposing forces (OPFOR) received orders to disrupt enemy passage-of-lines operations.

**STANDARD:** The OPFOR element delays or prevents enemy passage of lines. 1. Delays the passage. 2. Prevents the company from moving all personnel through the stationary unit. 3. Engages the main body of either the moving or the stationary unit.

**TASK:** Conduct Sniper Operations (5-OPFOR-0006)

**CONDITION:** The opposing forces (OPFOR) element has assigned snipers (regular or irregular elements) in the enemy's rear area along the main supply route (MSR) and near support sites.

**STANDARD:** The OPFOR element kills or wounds targets. 1. Sets up a well-concealed location. 2. Engages vehicle drivers or personnel on foot with short bursts of semiautomatic fire. 3. Kills or wounds selected targets. 4. Prevents the position from being discovered by enemy forces. 5. Evacuates the area without being spotted. 6. Reports all specified priority intelligence requirements (PIR) and other intelligence requirements to the OPFOR headquarters (HQ).

**TASK:** Conduct Air Attacks (5-OPFOR-0002)

**CONDITION:** The opposing forces (OPFOR) element in the rear area has forwarded the positions of the enemy support sites or the locations of moving elements. The OPFOR aircraft have been dispatched to attack enemy installations or convoys.

**STANDARD:** The OPFOR element attempts to delay, disrupt, or damage the enemy targets by air. 1. Locates the target (support sites or convoys). 2. Makes attack runs on the designated targets. 3. Inflicts heavy damage to the selected target. 4. Sustains no loss of aircraft. 5. Delays moving the force for more than one hour.

**TASK:** Attack (5-OPFOR-0001)

**CONDITION:** The opposing forces (OPFOR) element has located the enemy. The priority intelligence requirements (PIR) and other intelligence requirements have been obtained by OPFOR patrols. The OPFOR element has automatic and antiarmor weapons and light mortars.

**STANDARD:** The OPFOR element attempts to seize the terrain, vehicles, or equipment. 1. Develops an attack plan. 2. Surprises the enemy unit's main body. 3. Initiates the attack using a scheme of maneuver that exploits the enemy's flanks, gaps, and weaknesses. 4. Uses covered and concealed routes to approach the enemy forces' flanks, gaps, or weakly held areas. 5. Employs indirect fire to support the attack. 6. Penetrates enemy defenses. 7. Destroys equipment and supplies. 8. Inflicts heavy casualties. 9. Isolates the combat service support (CSS) base by blocking reinforcements. 10. Forces enemy units to displace. 11. Avoids being fixed in one position. 12. Withdraws before the CSS base is reinforced with tactical combat forces.

**TASK:** Surrender to the Capturing Unit on the Battlefield (5-OPFOR-0024)

**CONDITION:** The enemy has captured the opposing forces (OPFOR) element's soldiers, documents, and equipment sensitive to the OPFOR tactical operations.

**STANDARD:** The OPFOR soldiers retain or destroy documents and equipment. The OPFOR element surrenders documents and equipment of no tactical use to the enemy and attempts to conceal or destroy items of tactical value. The OPFOR element attempts escape and evasion. 1. Prevents the successful capture of documents and equipment. 2. Destroys documents and equipment. 3. Removes identifying markings from equipment. 4. Removes unit-identifying insignia. 5. Provides misleading information. 6. Plans an escape. 7. Delays movement to the nearest collection point. 8. Prevents safeguarding of enemy prisoners of war (EPWs) in order to cause embarrassment to the United States (US).

**TASK:** Defend a Minefield (5-OPFOR-0023)

**CONDITION:** The enemy is conducting a minefield sweeping operation. The opposing forces (OPFOR) element has a minefield placed in the enemy's path. The minefield is under constant observation and fire.

**STANDARD:** The OPFOR element defends a minefield against an enemy element conducting a minefield sweeping operation. 1. Prevents the unit from detecting the obstacle. 2. Disrupts the minefield sweeping operation. 3. Prevents the unit from conducting the minefield sweeping operation, prevents the unit from moving all personnel through the breach or delays the completion of the minefield sweeping operation for more than 45 minutes.

**TASK:** Disrupt Assembly Area (AA) Activities (5-OPFOR-0013)

**CONDITION:** Intelligence reports indicate that platoon- and company-size enemy units are operating in the opposing forces (OPFOR) area of operations. Enemy units can defend from AAs with direct fire, antiarmor weapons, and indirect fire. The enemy has close air support (CAS) and nuclear, biological, and chemical (NBC) capabilities.

**STANDARD:** The OPFOR element locates and disrupts the enemy's AA activities. 1. Locates the element's AA. 2. Probes the AA with squad- or team-size elements. 3. Inflicts more than 5 percent casualties on the element. 4. Disrupts the element's preparations (prevents or delays beyond the element's allotted time).

**TASK:** Maintain Contact (5-OPFOR-0003)

**CONDITION:** The opposing forces (OPFOR) element is engaged with enemy base defense forces. The enemy forces are withdrawing under pressure.

**STANDARD:** The OPFOR element maintains enemy contact while the enemy withdraws. 1. Engages the enemy forces decisively. 2. Advances the OPFOR as the enemy forces withdraw. 3. Inflicts heavy casualties. 4. Captures the members of the enemy force. 5. Captures documents and equipment. 6. Safeguards captured documents, equipment, and personnel.

**ELEMENTS:** Three Combat Mobility Platoons  
Nine Combat Engineer Squads

**TASK:** Emplace a Munition Field (05-3-0020)  
(FM 20-32) (STANAG 2036 (ENGR))

**ITERATION:** 1 2 3 4 5 M (Circle)

**COMMANDER/LEADER ASSESSMENT:** T P U (Circle)

**CONDITIONS:** The element is emplacing a munition field in support of a maneuver unit. The maneuver commander has determined the location, type, and composition of the minefield. Mines and antihandling devices are available. The maneuver commander provides security. Digital units have performed functionality checks, and systems are operational. Some iterations of this task should be performed in MOPP4.

**TASK STANDARDS:** The element receives the mission directive to emplace a munition field, tied to existing or reinforced obstacles, to block, channel, or delay the enemy. The element identifies the role and tactical emplacement type, performs all pre-mission requirements, installs the required obstacle, arms the Hornets, and records all data. Locations are accurate to within 10 meters. Camouflaged mines are not detectable from 15 meters. Digital units send mine reports and update the situational awareness (SA) using frequency-modulated (FM) or digital means. The time required to perform this task is increased when conducting it in mission-oriented protection posture (MOPP) 4.

TASK STEPS AND PERFORMANCE MEASURES	GO	NO-GO
<p>* 1. The element leader receives a fragmentary order (FRAGO) or an operation order (OPORD) to emplace a munition field.</p> <ul style="list-style-type: none"> <li>a. Conducted a thorough map reconnaissance, including the route and terrain.</li> <li>b. Reviewed the unit's tactical standing operating procedure (TACSOP) or standing operating procedure (SOP).</li> <li>c. Met the commander's intent and requirements for the munition field.</li> <li>d. Conducted troop-leading procedures.</li> <li>e. Conducted precombat checks (PCCs) and precombat inspections (PCIs).</li> <li>f. Conducted a risk management and safety briefing according to the unit's TACSOP or SOP.</li> </ul>		
<p>* 2. The element leader issues a FRAGO to the element that includes the task, day/night, observation post (OP), and times.</p>		
<p>3. The element conducts a reconnaissance of the munition field location and coordinates with the maneuver force on the exact location.</p> <ul style="list-style-type: none"> <li>a. Ensured that the maneuver force covered the munition according to the commander's intent.</li> <li>b. Ensured that the final location met the commander's intent.</li> <li>c. Determined the approximate locations for munition strips, landmarks, fences, munition dumps, and approaches.</li> <li>d. Selected movement routes.</li> <li>e. Established local security.</li> </ul>		
<p>* 4. The element leader calculates man-hours and logistical requirements and arranges for munitions to be drawn.</p> <ul style="list-style-type: none"> <li>a. Calculated the number of munitions.</li> <li>b. Calculated the number of man-hours to install the munition field.</li> <li>c. Calculated the amount of fencing and marking material.</li> <li>d. Calculated the requirements for the munition field.</li> </ul>		

TASK STEPS AND PERFORMANCE MEASURES	GO	NO-GO
<p>* 5. The element leader uses a secure means to report to higher headquarters (HQ) the intent to lay the munition field. The report includes the--</p> <ul style="list-style-type: none"> <li>a. Tactical purpose.</li> <li>b. Number of munitions.</li> <li>c. Self-destruct time.</li> <li>d. Target select.</li> <li>e. Proposed start and completion times.</li> </ul> <p>* 6. The element leader organizes the element as follows to emplace the munition field:</p> <ul style="list-style-type: none"> <li>a. Siting/recording party: a noncommissioned officer (NCO) and three enlisted member (EMs).</li> <li>b. Laying/marking party (three parties): one NCO and six to eight EMs.</li> <li>c. Munition dump.</li> </ul> <p>NOTE: Personnel breakdown depends on the number of personnel available at the time of the mission. Mission, enemy, terrain, troops, time available, and civilian considerations (METT-TC) factors determine the party size.</p> <p>* 7. The element leader assembles all equipment and material to emplace the munition field.</p> <ul style="list-style-type: none"> <li>a. Equipment and materials included a map, lensatic compass, record forms (Department of the Army [DA] Form 1355), stakes or pickets, sledgehammers, engineer tape on reels, nails, barbwire on reels, marking signs, lane signs, wire cutters, wire gauntlets, metric tape, picks, shovels, and sandbags.</li> </ul> <p>NOTE: The quantity of equipment and material required varies depending on the size of the minefield and the number of personnel working.</p> <ul style="list-style-type: none"> <li>b. Equipment for night operations included a hand-emplaced minefield marking set (HEMMS) and chemical lights to mark lanes and row end points.</li> </ul> <p>NOTE: The element assumes that it is being observed by the enemy and maintains noise and light discipline.</p> <p>* 8. The element leader reports that the unit has initiated emplacement to higher HQ. The report includes the time, location, and target number.</p> <p>9. The element establishes a munition dump on the friendly side of the munition field.</p> <ul style="list-style-type: none"> <li>a. Selected a reasonably level site with adequate access for vehicles.</li> <li>b. Established a munition dump upon arrival.</li> <li>c. Uncrated munitions.</li> <li>d. Inspected and checked munitions for serviceability.</li> <li>e. Pre-armed munitions according to remote encode procedures using the remote-control unit (RCU) and the instruction sheet.</li> <li>f. Loaded the pre-armed munitions onto the squad vehicle.</li> <li>g. Placed the munition dump a minimum safe separation distance of 475 meters from the munition field.</li> </ul> <p>10. The element emplaces the munition field.</p> <ul style="list-style-type: none"> <li>a. The element leader designated a landmark at the rear of the munition field.</li> <li>b. The element leader designated the start point of the munition field fence.</li> <li>c. The marking party worked in a counterclockwise direction and installed fence pickets.</li> <li>d. The siting party sited in the munition field.</li> <li>e. The element leader/sergeant designated lanes.</li> </ul>		

TASK STEPS AND PERFORMANCE MEASURES	GO	NO-GO
f. The officer in charge (OIC) designated the two landmarks. g. The NCO and the laying party began from one landmark and recorded azimuths and distances to munition locations, depending on the pattern used. h. The NCO completed a DA Form 1355. i. The element leader reviewed the DA Form 1355 for correctness and ensured that the form was classified "SECRET" or "NORTH ATLANTIC TREATY ORGANIZATION (NATO) SECRET." j. The element leader signed the DA Form 1355. k. The element leader submitted a copy of the DA Form 1355 to higher HQ as soon as possible and retained a copy.  *11. The noncommissioned officer in charge (NCOIC) designates the placement of each base munition.  12. The laying party follows and places the munition as directed. a. The NCOIC verified that all munition handles and covers were recovered. b. The element leader received the handles and covers from the NCOIC, buried them, and then recorded the location on a DA Form 1355 with a 10-digit grid.		

TASK PERFORMANCE / EVALUATION SUMMARY BLOCK							
ITERATION	1	2	3	4	5	M	TOTAL
TOTAL TASK STEPS EVALUATED							
TOTAL TASK STEPS "GO"							
TRAINING STATUS "GO"/"NO-GO"							

"\*" indicates a leader task step.

#### SUPPORTING INDIVIDUAL TASKS: NONE

#### SUPPORTING COLLECTIVE TASKS

Task Number	Task Title
05-3-0008	PREPARE AN OPERATION ORDER (OPORD)
05-3-1018	Conduct Troop-Leading Procedures

#### OPFOR TASKS AND STANDARDS

**TASK:** Disrupt a Net Control Station (NCS) (5-OPFOR-0019)

**CONDITION:** The enemy has established a NCS. The opposing forces (OPFOR) element has radio and jamming equipment.

**STANDARD:** The OPFOR element attempts to disrupt an NCS. 1. Attempts to locate the radio frequency that the unit is operating on. 2. Attempts to enter the radio net. 3. Attempts to issue "bogus" orders to a unit on the net. 4. Jams the radio frequency and forces the unit to go to an alternate frequency.

**TASK:** Conduct an Attack (5-OPFOR-0008)

**CONDITION:** The enemy is conducting tactical operations. The opposing forces (OPFOR) element receives orders to attack the enemy, the area of occupation, or the main supply route (MSR) with smoke.

**STANDARD:** The OPFOR element disrupts the enemy's movement and smoke operations. 1. Determines the delivery method of the smoke attack. 2. Locates the target. 3. Delivers the smoke attack downwind. 4. Attacks the enemy with smoke, and surge attacks when the enemy responds to the smoke.

**TASK:** Defeat Obstacles (5-OPFOR-0009)

**CONDITION:** The opposing forces (OPFOR) element encounters an obstacle that blocks the avenue of approach as it advances upon the enemy forces.

**STANDARD:** The OPFOR element bypasses or breaches the enemy obstacle. 1. Detects the obstacle before halting its main body. 2. Defeats the obstacle. a. Bypasses the obstacle without entering the engagement areas. b. Breaches the obstacle within 45 minutes and passes its entire force through the obstacle. 3. Does not incur degradation to the point that the mission must be discontinued.

**TASK:** Disrupt Construction of Vehicle Fighting Positions (5-OPFOR-0020)

**CONDITION:** The opposing forces (OPFOR) element has located the enemy. The priority intelligence requirements (PIR) and other intelligence obtained by OPFOR patrols indicate the enemy is constructing vehicle fighting positions within its defensive area. The OPFOR element has automatic and antiarmor weapons and light mortars.

**STANDARD:** The OPFOR element attempts to disrupt the enemy's efforts to establish vehicle fighting positions. 1. Locates the defensive area. 2. Surprises the main body. 3. Penetrates the defensive area with squad-size probes. 4. Inflicts casualties on the unit. 5. Destroys vehicles. 6. Disrupts the unit's preparations (prevents or delays beyond the unit's allotted time).

**TASK:** Disrupt an Engineer Reconnaissance (5-OPFOR-0022)

**CONDITION:** The enemy is conducting an engineer reconnaissance. The opposing forces (OPFOR) element is positioned along the enemy's route.

**STANDARD:** The OPFOR element disrupts an engineer reconnaissance. 1. Prevents the unit from meeting its specified time schedule. 2. Forces the unit to deviate from its specified route. 3. Prevents the unit from accomplishing its assigned engineer reconnaissance. 4. Surprises the unit conducting the reconnaissance.

**TASK:** Conduct an Aerial Reconnaissance (5-OPFOR-0010)

**CONDITION:** The opposing forces (OPFOR) headquarters (HQ) element requires intelligence on the locations and identification of enemy elements. An aircraft is dispatched to take photographs and make a visual inspection of the enemy rear area.

**STANDARD:** The OPFOR element gathers photograph intelligence of the enemy. 1. Photographs the assigned sectors. 2. Makes quick visual checks where the ceiling is low. 3. Locates enemy positions in the area, particularly support and storage bases, and command and control (C2) facilities. 4. Sustains no loss of aircraft. 5. Reports priority intelligence requirements (PIR) and other information requirements to the OPFOR HQ.

**TASK:** Conduct Terrorist and Saboteur Attacks (5-OPFOR-0005)

**CONDITION:** The opposing forces (OPFOR) element dispatches small teams into the enemy's rear area to disrupt combat service support (CSS) operations.

**STANDARD:** The enemy sustains disrupted command and control (C2), destroyed equipment and supplies, and light casualties. 1. Locates rear support bases and C2 facilities. 2. Delays and disrupts CSS operations through probes. 3. Infiltrates CSS bases to conduct sabotage and terrorist activities. 4. Inflicts light casualties. 5. Destroys supplies and equipment.

**TASK:** Conduct an Ambush (5-OPFOR-0007)

**CONDITION:** The enemy is moving in a convoy. The opposing forces (OPFOR) element is positioned along the enemy's route.

**STANDARD:** The OPFOR element inflicts casualties on the enemy and causes vehicle and equipment damage. 1. Prepares an ambush site before the element arrives. 2. Surprises march element forces. 3. Inflicts heavy casualties within the designated kill zone. 4. Inflicts heavy damage to vehicles and equipment within the designated kill zone. 5. Delays the march element from reaching a specified destination for a specified period of time. 6. Withdraws on order. 7. Sustains no casualties. 8. Reports actions to superiors.

**TASK:** Disrupt a Route Reconnaissance (5-OPFOR-0021)

**CONDITION:** The enemy is conducting a route reconnaissance. The opposing forces (OPFOR) element is positioned along the enemy's route.

**STANDARD:** The OPFOR element attempts to disrupt a squad/section conducting a route reconnaissance. 1. Prevents the unit from meeting its specified time schedule. 2. Forces the unit to deviate from its specified route. 3. Prevents the unit from reaching its assigned destination. 4. Surprises the squad/section. 5. Inflicts casualties on the unit.

**TASK:** Conduct a Raid (5-OPFOR-0004)

**CONDITION:** The opposing forces (OPFOR) element has occupied an objective rally point and has orders to conduct a raid on a combat service support (CSS) base.

**STANDARD:** The OPFOR element infiltrates the enemy's base and destroys all of the targets. 1. Surprises the enemy forces. 2. Assaults the support base and accomplishes the assigned tasks. 3. Destroys the specified equipment and supplies. 4. Avoids being decisively engaged. 5. Withdraws all personnel from the objective areas within the time prescribed. 6. Obtains all priority intelligence requirements (PIR) from the raid site. 7. Sustains only light casualties from enemy fire.

**TASK:** Disrupt Defensive Preparations (5-OPFOR-0018)

**CONDITION:** The opposing forces (OPFOR) element has located the enemy. Priority intelligence requirements (PIR) and other intelligence requirements obtained by OPFOR patrols indicate that the enemy elements are establishing defensive positions. The OPFOR element has automatic and antiarmor weapons and light mortars.

**STANDARD:** The OPFOR element disrupts and delays the enemy's defensive preparations. 1. Locates and penetrates the enemy's security system. 2. Forces the enemy to delay defensive preparations. 3. Disrupts the enemy's obstacle preparations.

**TASK:** Disrupt Quartering Party Operations (5-OPFOR-0017)

**CONDITION:** The enemy is conducting quartering party operations. It has established an assembly area (AA) but has not moved in the main body.



**STANDARD:** The opposing forces (OPFOR) element attempts to disrupt quartering party operations and infiltrate the enemy's AA. 1. Locates the quartering party and the AA. 2. Surprises the main body. 3. Penetrates the AA with squad-size probes. 4. Inflicts personnel casualties and vehicle damage. 5. Disrupts the unit's preparations (prevents or delays beyond the unit's allotted time).

**TASK:** Disrupt Enemy Movement and Operations Using Tactical Nuclear Weapons (5-OPFOR-0016)

**CONDITION:** The opposing forces (OPFOR) element has located the enemy. Priority intelligence requirements (PIR) and other intelligence requirements have been obtained by OPFOR patrols. Tactical nuclear weapons are employed against key locations in the rear area.

**STANDARD:** The OPFOR element disrupts enemy movement and operations. 1. Disrupts or delays the movement of the enemy's equipment and supplies to the forward areas. 2. Destroys enemy equipment and supplies. 3. Inflicts a high rate of nuclear casualties among the enemy forces. 4. Denies the enemy the use of specified areas. 5. Contaminates the enemy's equipment and supplies.

**TASK:** Disrupt Enemy Movement and Operations Using Persistent and Nonpersistent Chemical Weapons (5-OPFOR-0015)

**CONDITION:** The opposing forces (OPFOR) element has located the enemy. Priority intelligence requirements (PIR) and other intelligence requirements have been obtained by OPFOR patrols. The OPFOR units deliver chemical agents, by means of conventional artillery weapons or aircraft, along selected supply routes and key bases in the rear area.

**STANDARD:** The OPFOR element disrupts enemy movement and operations using persistent and nonpersistent chemical weapons. 1. Delivers chemical agents in low and densely wooded areas. 2. Delays the movement of enemy supplies and equipment to the forward areas. 3. Restricts the movement of the enemy units in the rear area. 4. Channels the movement of enemy units into predesignated ambush areas. 5. Contaminates enemy supplies and equipment. 6. Inflicts a high rate of casualties on enemy forces.

**TASK:** Counter Passage of Lines (5-OPFOR-0012)

**CONDITION:** Enemy forces are in defensive positions, but they are expected to attempt passage-of-lines operations. The opposing forces (OPFOR) received orders to disrupt enemy passage-of-lines operations.

**STANDARD:** The OPFOR element delays or prevents enemy passage of lines. 1. Delays the passage. 2. Prevents the company from moving all personnel through the stationary unit. 3. Engages the main body of either the moving or the stationary unit.

**TASK:** Disrupt Movement (5-OPFOR-0014)

**CONDITION:** The enemy is expected to move through the opposing forces (OPFOR) element's area of operations. The OPFOR element has received an operation order (OPORD) or fragmentary order (FRAGO) to disrupt enemy movement. The enemy has the capability to defend with direct fire and antiarmor weapons.

**STANDARD:** The OPFOR element delays enemy movement. 1. Delays the element. 2. Forces the element to deviate from its route. 3. Prevents the element from reaching its destination. 4. Surprises the element's main body.

**TASK:** Conduct Sniper Operations (5-OPFOR-0006)

**CONDITION:** The opposing forces (OPFOR) element has assigned snipers (regular or irregular elements) in the enemy's rear area along the main supply route (MSR) and near support sites.

**STANDARD:** The OPFOR element kills or wounds targets. 1. Sets up a well-concealed location. 2. Engages vehicle drivers or personnel on foot with short bursts of semiautomatic fire. 3. Kills or wounds selected targets. 4. Prevents the position from being discovered by enemy forces. 5. Evacuates the area without being spotted. 6. Reports all specified priority intelligence requirements (PIR) and other intelligence requirements to the OPFOR headquarters (HQ).

**TASK:** Conduct Air Attacks (5-OPFOR-0002)

**CONDITION:** The opposing forces (OPFOR) element in the rear area has forwarded the positions of the enemy support sites or the locations of moving elements. The OPFOR aircraft have been dispatched to attack enemy installations or convoys.

**STANDARD:** The OPFOR element attempts to delay, disrupt, or damage the enemy targets by air. 1. Locates the target (support sites or convoys). 2. Makes attack runs on the designated targets. 3. Inflicts heavy damage to the selected target. 4. Sustains no loss of aircraft. 5. Delays moving the force for more than one hour.

**TASK:** Surrender to the Capturing Unit on the Battlefield (5-OPFOR-0024)

**CONDITION:** The enemy has captured the opposing forces (OPFOR) element's soldiers, documents, and equipment sensitive to the OPFOR tactical operations.

**STANDARD:** The OPFOR soldiers retain or destroy documents and equipment. The OPFOR element surrenders documents and equipment of no tactical use to the enemy and attempts to conceal or destroy items of tactical value. The OPFOR element attempts escape and evasion. 1. Prevents the successful capture of documents and equipment. 2. Destroys documents and equipment. 3. Removes identifying markings from equipment. 4. Removes unit-identifying insignia. 5. Provides misleading information. 6. Plans an escape. 7. Delays movement to the nearest collection point. 8. Prevents safeguarding of enemy prisoners of war (EPWs) in order to cause embarrassment to the United States (US).

**TASK:** Attack (5-OPFOR-0001)

**CONDITION:** The opposing forces (OPFOR) element has located the enemy. The priority intelligence requirements (PIR) and other intelligence requirements have been obtained by OPFOR patrols. The OPFOR element has automatic and antiarmor weapons and light mortars.

**STANDARD:** The OPFOR element attempts to seize the terrain, vehicles, or equipment. 1. Develops an attack plan. 2. Surprises the enemy unit's main body. 3. Initiates the attack using a scheme of maneuver that exploits the enemy's flanks, gaps, and weaknesses. 4. Uses covered and concealed routes to approach the enemy forces' flanks, gaps, or weakly held areas. 5. Employs indirect fire to support the attack. 6. Penetrates enemy defenses. 7. Destroys equipment and supplies. 8. Inflicts heavy casualties. 9. Isolates the combat service support (CSS) base by blocking reinforcements. 10. Forces enemy units to displace. 11. Avoids being fixed in one position. 12. Withdraws before the CSS base is reinforced with tactical combat forces.

**TASK:** Defend a Minefield (5-OPFOR-0023)

**CONDITION:** The enemy is conducting a minefield sweeping operation. The opposing forces (OPFOR) element has a minefield placed in the enemy's path. The minefield is under constant observation and fire.

**STANDARD:** The OPFOR element defends a minefield against an enemy element conducting a minefield sweeping operation. 1. Prevents the unit from detecting the obstacle. 2. Disrupts the minefield sweeping operation. 3. Prevents the unit from conducting the minefield sweeping operation, prevents the unit from moving all personnel through the breach or delays the completion of the minefield sweeping operation for more than 45 minutes.

**TASK:** Disrupt Assembly Area (AA) Activities (5-OPFOR-0013)

**CONDITION:** Intelligence reports indicate that platoon- and company-size enemy units are operating in the opposing forces (OPFOR) area of operations. Enemy units can defend from AAs with direct fire, antiarmor weapons, and indirect fire. The enemy has close air support (CAS) and nuclear, biological, and chemical (NBC) capabilities.

**STANDARD:** The OPFOR element locates and disrupts the enemy's AA activities. 1. Locates the element's AA. 2. Probes the AA with squad- or team-size elements. 3. Inflicts more than 5 percent casualties on the element. 4. Disrupts the element's preparations (prevents or delays beyond the element's allotted time).

**TASK:** Maintain Contact (5-OPFOR-0003)

**CONDITION:** The opposing forces (OPFOR) element is engaged with enemy base defense forces. The enemy forces are withdrawing under pressure.

**STANDARD:** The OPFOR element maintains enemy contact while the enemy withdraws. 1. Engages the enemy forces decisively. 2. Advances the OPFOR as the enemy forces withdraw. 3. Inflicts heavy casualties. 4. Captures the members of the enemy force. 5. Captures documents and equipment. 6. Safeguards captured documents, equipment, and personnel.

**ELEMENTS:** Three Combat Mobility Platoons  
 Nine Combat Engineer Squads  
 Mobility Support Platoon  
 Three Mobility Sections

**TASK:** Create a Lane Through an Obstacle by Explosive Techniques (05-3-0043.05-R01A)  
 (FM 20-32) (FM 3-34.2) (FM 5-250)  
 (FM 5-34)

**ITERATION:** 1 2 3 4 5 M (Circle)

**COMMANDER/LEADER ASSESSMENT:** T P U (Circle)

**CONDITIONS:** An engineer element is supporting a combined-arms breaching operation as part of the breach force. The maneuver force commander has designated support, breach, and assault forces. The engineer element issued an operation order (OPORD) and completed preparations for the operation. Digital units have performed functionality checks, and systems are operational. Some iterations of this task should be performed in MOPP4.

**TASK STANDARDS:** The element creates, proofs, and marks lanes through obstacles to allow the assault force to seize the far-side objective. The element creates lanes within 10 minutes if the obstacle is covered by direct fire or observed indirect enemy fire for combat. The support force has provided suppression and obsuration. The breach force commander has secured the reduction site and has directed the engineer unit to reduce the obstacle. Digital units send and receive reports using frequency-modulated (FM) or digital means. The time required to perform this task is increased when conducting it in mission-oriented protection posture (MOPP) 4.

TASK STEPS AND PERFORMANCE MEASURES	GO	NO-GO
<p>* 1. The element leader receives a fragmentary order (FRAGO) or an OPORD to create a lane through an obstacle by explosive techniques.</p> <p>NOTE: Digital units perform collaborative planning and reconnaissance and disseminate orders using the Army Battle Command System (ABCS) according to the unit's tactical standing operating procedure (TACSOP).</p> <ul style="list-style-type: none"> <li>a. Conducted a thorough map reconnaissance, including the route and the terrain.</li> <li>b. Reviewed the element's TACSOP or standing operating procedure (SOP).</li> <li>c. Met the commander's intent and requirements for the creation of the lane.</li> <li>d. Conducted troop-leading procedures.</li> <li>e. Conducted precombat checks (PCCs) and precombat inspections (PCIs).</li> <li>f. Conducted risk management and safety briefings according to the element's TACSOP or SOP.</li> </ul> <p>* 2. The element leader determines the obstacle's type, location, and dimensions from information provided by the maneuver force or the obstacle reconnaissance.</p> <ul style="list-style-type: none"> <li>a. Determined the obstacle (log, minefield, wire, rubble, snow, ice, ditch, or crater).</li> <li>b. Determined the obstacle's location and dimensions (at a minimum, the depth and frontage).</li> <li>c. Performed a detailed reconnaissance, as time permitted, of the obstacle and the surrounding terrain, if the maneuver force did not provide sufficient details.</li> </ul>		

TASK STEPS AND PERFORMANCE MEASURES	GO	NO-GO
<p>* 3. The element leader, in coordination with the breach force and maneuver commander, selects the best explosive techniques to reduce the obstacle based on the mission, enemy, troops, terrain, time available, and civilian considerations (METT-TC) factors and the obstacle intelligence (OBSTINTEL) reports. The element--</p> <ul style="list-style-type: none"> <li>a. Used the M58A3 mine-clearing line charge (MICLIC) or bangalore torpedoes for explosive obstacle breaching.</li> </ul> <p>NOTES:</p> <ol style="list-style-type: none"> <li>1. An alternative course of action is to use direct or indirect weapons fire; however, this requires a high volume of fire and a large expenditure of ammunition.</li> <li>2. Digital units populate the ABCS with obstacle locations and clear lanes and send reports to higher headquarters (HQ).</li> <li>b. Used the Antipersonnel Obstacle Breaching System (APOBS) to clear a lane 0.6 meters by 45 meters.</li> </ol> <p>NOTE: The APOBS is a dismounted, two-soldier carry (team), with a 35-meter standoff for antipersonnel (AP) mines and wire obstacles.</p> <ul style="list-style-type: none"> <li>c. Used the M1A1 or M1A2 bangalore torpedo to clear a 1- by 15-meter footpath.</li> </ul> <p>NOTE: The bangalore torpedo is manually emplaced and requires several soldiers to carry sections. It is not effective against pronged, double-impulsed, or pressure-resistant AP and surface-laid antitank (AT) mines.</p> <p>* 4. The element leader determines the lane requirements by conducting a reverse breach planning process during the element's military decision-making process.</p> <ul style="list-style-type: none"> <li>a. Determined the lane width. The standard widths were 1 meter for a footpath for dismounts and 4.5 meters for an initial lane to pass vehicles and equipment conducting the attack.</li> <li>b. Determined the number of lanes required based on the size of the assault force and its scheme of maneuver (a minimum of one lane for a maneuver company and two lanes for a task force).</li> <li>c. Determined the lane location based on the terrain, the cover and concealment for the breach force, the time, the equipment available, and the maneuver scheme.</li> </ul> <p>5. The element creates the desired lane through the obstacle.</p> <ul style="list-style-type: none"> <li>a. Created lanes within 10 minutes if the obstacle was covered by direct fire or observed indirect fire. No time standard was established if the obstacle was not covered by fire or if the element conducted breaching under covert conditions.</li> <li>b. Created a lane using a MICLIC. <ul style="list-style-type: none"> <li>(1) Employed line charges in pairs, unless the limits of the obstacle were well known. Most of the enemy obstacles were deep enough to counter the length of the line charge. If the minefield was less than 100 meters and the edge was known, the standoff was 62 meters from the leading edge of the obstacle.</li> <li>(2) Positioned the line charge to allow sufficient standoff to compensate for the length of the inert cable. This ensured that the line charge covered the suspected forward edge of the obstacle. If the obstacle was greater than 100 meters and the edge was unknown or if there was a disabled vehicle, the standoff was 100 meters from the vehicle.</li> <li>(3) Positioned the second line charge. Directed the alignment with the first line charge, moving 25 meters into the trough of the previously fired charge to ensure an appropriate overlap.</li> </ul> </li> </ul>		

TASK STEPS AND PERFORMANCE MEASURES	GO	NO-GO
<p>c. Created a lane using an APOBS. Positioned the line charge 25 meters from the obstacle to compensate for the length of the inert cable. This ensured that the line charge covered the suspected forward edge of the obstacle.</p> <p>d. Created a lane using an M1A1 or M1A2 Bangalore torpedo. Ensured that all sections of the torpedo were locked into the coupler.</p> <p>e. Used special procedures when chemical mines were known or suspected to be present.</p> <ol style="list-style-type: none"> <li>(1) Ensured that all personnel operating within the downwind area were warned and that they increased protection level to MOPP 4.</li> <li>(2) Equipped the breaching teams with a chemical agent detector kit or an automatic chemical alarm. Ensured that each team had trained and proficient operators.</li> <li>(3) Ensured that teams did not detonate the chemical mines in place.</li> </ol> <p>6. The element proves the lane using mechanical assets such as the mine-clearing roller (MCR), the M60 Panther, the miniflail, or other means. The assault force and the follow-on forces should not sustain casualties or delays due to hazards in a cleared lane.</p> <p>7. The element marks the cleared lane according to the element's TACSOP. As a minimum, the element marks the entrance and exit of the lanes. Friendly forces sustain no casualties from mine encounters in the reduced lane.</p> <ol style="list-style-type: none"> <li>a. Placed the final approach markers 200 meters from the entrance for the mounted lanes and 30 meters for the dismounted lanes.</li> <li>b. Placed the entrance funnel markers at intervals of 15 meters for mounted lanes and 5 meters for dismounted lanes. The markers were placed diagonally to the lane entrance and formed a 45-degree V shape.</li> <li>c. Placed entrance markers to the left and right of the lane. This reduced the lane's entrance point. The markers were spaced to the width of the lane (4.5 meters for mounted lanes and 1 meter for dismounted lanes).</li> <li>d. Placed left handrail markers. These markers were placed at the left limit of the lane, along the entire path. Handrail markers were placed at 15 meters for mounted lanes and 5 meters for dismounted lanes.</li> </ol> <p>NOTE: Commanders may have to modify the intervals based on the terrain, the visibility, the lane length, and the lane path.</p> <ol style="list-style-type: none"> <li>e. Placed exit markers. These markers were placed to the left and right of the reduced lane's exit point, and they were spaced the width of the lane (4.5 meters for mounted lanes and 5 meters for dismounted lanes).</li> </ol> <p>NOTE: Digital units populate the Force XXI Battle Command Brigade and Below (FBCB2) System screen with the breached lane location, and update overlays to provide SA for maneuver units.</p> <p>* 8. The element leader reports to the engineer higher HQ and the supported maneuver element HQ according to the element's TACSOP.</p> <ol style="list-style-type: none"> <li>a. Reported the method or the material used for marking.</li> <li>b. Reported the location of the final-approach marker and the entrance and exit points.</li> </ol> <p>NOTE: Follow-on forces improve and complete marking the breached lane(s) to improve mobility at the breach site.</p>		

TASK PERFORMANCE / EVALUATION SUMMARY BLOCK							
ITERATION	1	2	3	4	5	M	TOTAL
TOTAL TASK STEPS EVALUATED							
TOTAL TASK STEPS "GO"							
TRAINING STATUS "GO"/"NO-GO"							

"\*\*" indicates a leader task step.

#### SUPPORTING INDIVIDUAL TASKS: NONE

#### SUPPORTING COLLECTIVE TASKS

Task Number	Task Title
05-2-1218	Conduct Report Procedures

#### OPFOR TASKS AND STANDARDS

**TASK:** Surrender to the Capturing Unit on the Battlefield (5-OPFOR-0024)

**CONDITION:** The enemy has captured the opposing forces (OPFOR) element's soldiers, documents, and equipment sensitive to the OPFOR tactical operations.

**STANDARD:** The OPFOR soldiers retain or destroy documents and equipment. The OPFOR element surrenders documents and equipment of no tactical use to the enemy and attempts to conceal or destroy items of tactical value. The OPFOR element attempts escape and evasion. 1. Prevents the successful capture of documents and equipment. 2. Destroys documents and equipment. 3. Removes identifying markings from equipment. 4. Removes unit-identifying insignia. 5. Provides misleading information. 6. Plans an escape. 7. Delays movement to the nearest collection point. 8. Prevents safeguarding of enemy prisoners of war (EPWs) in order to cause embarrassment to the United States (US).

**TASK:** Conduct an Ambush (5-OPFOR-0007)

**CONDITION:** The enemy is moving in a convoy. The opposing forces (OPFOR) element is positioned along the enemy's route.

**STANDARD:** The OPFOR element inflicts casualties on the enemy and causes vehicle and equipment damage. 1. Prepares an ambush site before the element arrives. 2. Surprises march element forces. 3. Inflicts heavy casualties within the designated kill zone. 4. Inflicts heavy damage to vehicles and equipment within the designated kill zone. 5. Delays the march element from reaching a specified destination for a specified period of time. 6. Withdraws on order. 7. Sustains no casualties. 8. Reports actions to superiors.

**TASK:** Disrupt a Route Reconnaissance (5-OPFOR-0021)

**CONDITION:** The enemy is conducting a route reconnaissance. The opposing forces (OPFOR) element is positioned along the enemy's route.

**STANDARD:** The OPFOR element attempts to disrupt a squad/section conducting a route reconnaissance. 1. Prevents the unit from meeting its specified time schedule. 2. Forces the unit to deviate from its specified route. 3. Prevents the unit from reaching its assigned destination. 4. Surprises the squad/section. 5. Inflicts casualties on the unit.

**TASK:** Maintain Contact (5-OPFOR-0003)

**CONDITION:** The opposing forces (OPFOR) element is engaged with enemy base defense forces. The enemy forces are withdrawing under pressure.

**STANDARD:** The OPFOR element maintains enemy contact while the enemy withdraws. 1. Engages the enemy forces decisively. 2. Advances the OPFOR as the enemy forces withdraw. 3. Inflicts heavy casualties. 4. Captures the members of the enemy force. 5. Captures documents and equipment. 6. Safeguards captured documents, equipment, and personnel.

**TASK:** Conduct Terrorist and Saboteur Attacks (5-OPFOR-0005)

**CONDITION:** The opposing forces (OPFOR) element dispatches small teams into the enemy's rear area to disrupt combat service support (CSS) operations.

**STANDARD:** The enemy sustains disrupted command and control (C2), destroyed equipment and supplies, and light casualties. 1. Locates rear support bases and C2 facilities. 2. Delays and disrupts CSS operations through probes. 3. Infiltrates CSS bases to conduct sabotage and terrorist activities. 4. Inflicts light casualties. 5. Destroys supplies and equipment.

**TASK:** Conduct Sniper Operations (5-OPFOR-0006)

**CONDITION:** The opposing forces (OPFOR) element has assigned snipers (regular or irregular elements) in the enemy's rear area along the main supply route (MSR) and near support sites.

**STANDARD:** The OPFOR element kills or wounds targets. 1. Sets up a well-concealed location. 2. Engages vehicle drivers or personnel on foot with short bursts of semiautomatic fire. 3. Kills or wounds selected targets. 4. Prevents the position from being discovered by enemy forces. 5. Evacuates the area without being spotted. 6. Reports all specified priority intelligence requirements (PIR) and other intelligence requirements to the OPFOR headquarters (HQ).

**TASK:** Conduct an Attack (5-OPFOR-0008)

**CONDITION:** The enemy is conducting tactical operations. The opposing forces (OPFOR) element receives orders to attack the enemy, the area of occupation, or the main supply route (MSR) with smoke.

**STANDARD:** The OPFOR element disrupts the enemy's movement and smoke operations. 1. Determines the delivery method of the smoke attack. 2. Locates the target. 3. Delivers the smoke attack downwind. 4. Attacks the enemy with smoke, and surge attacks when the enemy responds to the smoke.

**TASK:** Disrupt Enemy Movement and Operations Using Persistent and Nonpersistent Chemical Weapons (5-OPFOR-0015)

**CONDITION:** The opposing forces (OPFOR) element has located the enemy. Priority intelligence requirements (PIR) and other intelligence requirements have been obtained by OPFOR patrols. The OPFOR units deliver chemical agents, by means of conventional artillery weapons or aircraft, along selected supply routes and key bases in the rear area.

**STANDARD:** The OPFOR element disrupts enemy movement and operations using persistent and nonpersistent chemical weapons. 1. Delivers chemical agents in low and densely wooded areas. 2. Delays the movement of enemy supplies and equipment to the forward areas. 3. Restricts the movement of the enemy units in the rear area. 4. Channels the movement of enemy units into predesignated ambush areas. 5. Contaminates enemy supplies and equipment. 6. Inflicts a high rate of casualties on enemy forces.



**TASK:** Gather Intelligence (5-OPFOR-0011)

**CONDITION:** The opposing forces (OPFOR) small element, operating in the rear area, is planning attacks on enemy bases. Information is needed to complete the plans.

**STANDARD:** The OPFOR element infiltrates, gathers intelligence information, and submits its findings to the command. 1. Identifies all priority intelligence requirements (PIR) and other intelligence requirements. 2. Passes through any outpost, defensive wire, or warning devices undetected. 3. Moves to an observation point that offers cover and concealment and is clear enough to gather PIR and other intelligence requirements. 4. Gathers all PIR and other intelligence requirements. 5. Withdraws from the area undetected. 6. Reports all information to the OPFOR headquarters (HQ).

**TASK:** Disrupt Movement (5-OPFOR-0014)

**CONDITION:** The enemy is expected to move through the opposing forces (OPFOR) element's area of operations. The OPFOR element has received an operation order (OPORD) or fragmentary order (FRAGO) to disrupt enemy movement. The enemy has the capability to defend with direct fire and antiarmor weapons.

**STANDARD:** The OPFOR element delays enemy movement. 1. Delays the element. 2. Forces the element to deviate from its route. 3. Prevents the element from reaching its destination. 4. Surprises the element's main body.

**TASK:** Disrupt a Net Control Station (NCS) (5-OPFOR-0019)

**CONDITION:** The enemy has established a NCS. The opposing forces (OPFOR) element has radio and jamming equipment.

**STANDARD:** The OPFOR element attempts to disrupt an NCS. 1. Attempts to locate the radio frequency that the unit is operating on. 2. Attempts to enter the radio net. 3. Attempts to issue "bogus" orders to a unit on the net. 4. Jams the radio frequency and forces the unit to go to an alternate frequency.

**TASK:** Disrupt Construction of Vehicle Fighting Positions (5-OPFOR-0020)

**CONDITION:** The opposing forces (OPFOR) element has located the enemy. The priority intelligence requirements (PIR) and other intelligence obtained by OPFOR patrols indicate the enemy is constructing vehicle fighting positions within its defensive area. The OPFOR element has automatic and antiarmor weapons and light mortars.

**STANDARD:** The OPFOR element attempts to disrupt the enemy's efforts to establish vehicle fighting positions. 1. Locates the defensive area. 2. Surprises the main body. 3. Penetrates the defensive area with squad-size probes. 4. Inflicts casualties on the unit. 5. Destroys vehicles. 6. Disrupts the unit's preparations (prevents or delays beyond the unit's allotted time).

**TASK:** Defeat Obstacles (5-OPFOR-0009)

**CONDITION:** The opposing forces (OPFOR) element encounters an obstacle that blocks the avenue of approach as it advances upon the enemy forces.

**STANDARD:** The OPFOR element bypasses or breaches the enemy obstacle. 1. Detects the obstacle before halting its main body. 2. Defeats the obstacle. a. Bypasses the obstacle without entering the engagement areas. b. Breaches the obstacle within 45 minutes and passes its entire force through the obstacle. 3. Does not incur degradation to the point that the mission must be discontinued.

**TASK:** Disrupt an Engineer Reconnaissance (5-OPFOR-0022)

**CONDITION:** The enemy is conducting an engineer reconnaissance. The opposing forces (OPFOR) element is positioned along the enemy's route.

**STANDARD:** The OPFOR element disrupts an engineer reconnaissance. 1. Prevents the unit from meeting its specified time schedule. 2. Forces the unit to deviate from its specified route. 3. Prevents the unit from accomplishing its assigned engineer reconnaissance. 4. Surprises the unit conducting the reconnaissance.

**TASK:** Conduct an Aerial Reconnaissance (5-OPFOR-0010)

**CONDITION:** The opposing forces (OPFOR) headquarters (HQ) element requires intelligence on the locations and identification of enemy elements. An aircraft is dispatched to take photographs and make a visual inspection of the enemy rear area.

**STANDARD:** The OPFOR element gathers photograph intelligence of the enemy. 1. Photographs the assigned sectors. 2. Makes quick visual checks where the ceiling is low. 3. Locates enemy positions in the area, particularly support and storage bases, and command and control (C2) facilities. 4. Sustains no loss of aircraft. 5. Reports priority intelligence requirements (PIR) and other information requirements to the OPFOR HQ.

**TASK:** Conduct a Raid (5-OPFOR-0004)

**CONDITION:** The opposing forces (OPFOR) element has occupied an objective rally point and has orders to conduct a raid on a combat service support (CSS) base.

**STANDARD:** The OPFOR element infiltrates the enemy's base and destroys all of the targets. 1. Surprises the enemy forces. 2. Assaults the support base and accomplishes the assigned tasks. 3. Destroys the specified equipment and supplies. 4. Avoids being decisively engaged. 5. Withdraws all personnel from the objective areas within the time prescribed. 6. Obtains all priority intelligence requirements (PIR) from the raid site. 7. Sustains only light casualties from enemy fire.

**TASK:** Disrupt Defensive Preparations (5-OPFOR-0018)

**CONDITION:** The opposing forces (OPFOR) element has located the enemy. Priority intelligence requirements (PIR) and other intelligence requirements obtained by OPFOR patrols indicate that the enemy elements are establishing defensive positions. The OPFOR element has automatic and antiarmor weapons and light mortars.

**STANDARD:** The OPFOR element disrupts and delays the enemy's defensive preparations. 1. Locates and penetrates the enemy's security system. 2. Forces the enemy to delay defensive preparations. 3. Disrupts the enemy's obstacle preparations.

**TASK:** Disrupt Quartering Party Operations (5-OPFOR-0017)

**CONDITION:** The enemy is conducting quartering party operations. It has established an assembly area (AA) but has not moved in the main body.

**STANDARD:** The opposing forces (OPFOR) element attempts to disrupt quartering party operations and infiltrate the enemy's AA. 1. Locates the quartering party and the AA. 2. Surprises the main body. 3. Penetrates the AA with squad-size probes. 4. Inflicts personnel casualties and vehicle damage. 5. Disrupts the unit's preparations (prevents or delays beyond the unit's allotted time).

**TASK:** Disrupt Enemy Movement and Operations Using Tactical Nuclear Weapons (5-OPFOR-0016)

**CONDITION:** The opposing forces (OPFOR) element has located the enemy. Priority intelligence requirements (PIR) and other intelligence requirements have been obtained by OPFOR patrols. Tactical nuclear weapons are employed against key locations in the rear area.

**STANDARD:** The OPFOR element disrupts enemy movement and operations. 1. Disrupts or delays the movement of the enemy's equipment and supplies to the forward areas. 2. Destroys enemy equipment and supplies. 3. Inflicts a high rate of nuclear casualties among the enemy forces. 4. Denies the enemy the use of specified areas. 5. Contaminates the enemy's equipment and supplies.

**TASK:** Counter Passage of Lines (5-OPFOR-0012)

**CONDITION:** Enemy forces are in defensive positions, but they are expected to attempt passage-of-lines operations. The opposing forces (OPFOR) received orders to disrupt enemy passage-of-lines operations.

**STANDARD:** The OPFOR element delays or prevents enemy passage of lines. 1. Delays the passage. 2. Prevents the company from moving all personnel through the stationary unit. 3. Engages the main body of either the moving or the stationary unit.

**TASK:** Conduct Air Attacks (5-OPFOR-0002)

**CONDITION:** The opposing forces (OPFOR) element in the rear area has forwarded the positions of the enemy support sites or the locations of moving elements. The OPFOR aircraft have been dispatched to attack enemy installations or convoys.

**STANDARD:** The OPFOR element attempts to delay, disrupt, or damage the enemy targets by air. 1. Locates the target (support sites or convoys). 2. Makes attack runs on the designated targets. 3. Inflicts heavy damage to the selected target. 4. Sustains no loss of aircraft. 5. Delays moving the force for more than one hour.

**TASK:** Attack (5-OPFOR-0001)

**CONDITION:** The opposing forces (OPFOR) element has located the enemy. The priority intelligence requirements (PIR) and other intelligence requirements have been obtained by OPFOR patrols. The OPFOR element has automatic and antiarmor weapons and light mortars.

**STANDARD:** The OPFOR element attempts to seize the terrain, vehicles, or equipment. 1. Develops an attack plan. 2. Surprises the enemy unit's main body. 3. Initiates the attack using a scheme of maneuver that exploits the enemy's flanks, gaps, and weaknesses. 4. Uses covered and concealed routes to approach the enemy forces' flanks, gaps, or weakly held areas. 5. Employs indirect fire to support the attack. 6. Penetrates enemy defenses. 7. Destroys equipment and supplies. 8. Inflicts heavy casualties. 9. Isolates the combat service support (CSS) base by blocking reinforcements. 10. Forces enemy units to displace. 11. Avoids being fixed in one position. 12. Withdraws before the CSS base is reinforced with tactical combat forces.

**TASK:** Defend a Minefield (5-OPFOR-0023)

**CONDITION:** The enemy is conducting a minefield sweeping operation. The opposing forces (OPFOR) element has a minefield placed in the enemy's path. The minefield is under constant observation and fire.

**STANDARD:** The OPFOR element defends a minefield against an enemy element conducting a minefield sweeping operation. 1. Prevents the unit from detecting the obstacle. 2. Disrupts the minefield sweeping operation. 3. Prevents the unit from conducting the minefield sweeping operation, prevents the unit from moving all personnel through the breach or delays the completion of the minefield sweeping operation for more than 45 minutes.

**TASK:** Disrupt Assembly Area (AA) Activities (5-OPFOR-0013)

**CONDITION:** Intelligence reports indicate that platoon- and company-size enemy units are operating in the opposing forces (OPFOR) area of operations. Enemy units can defend from AAs with direct fire, antiarmor weapons, and indirect fire. The enemy has close air support (CAS) and nuclear, biological, and chemical (NBC) capabilities.

**STANDARD:** The OPFOR element locates and disrupts the enemy's AA activities. 1. Locates the element's AA. 2. Probes the AA with squad- or team-size elements. 3. Inflicts more than 5 percent casualties on the element. 4. Disrupts the element's preparations (prevents or delays beyond the element's allotted time).

**ELEMENTS:** Three Combat Mobility Platoons  
 Nine Combat Engineer Squads  
 Mobility Support Platoon  
 Three Mobility Sections

**TASK:** Create a Lane Through an Obstacle by Mechanical Techniques (05-3-0046.05-R01A)  
 (FM 20-32) (FM 3-34.2) (FM 5-250)  
 (FM 5-34)

**ITERATION:** 1 2 3 4 5 M (Circle)

**COMMANDER/LEADER ASSESSMENT:** T P U (Circle)

**CONDITIONS:** An engineer element is supporting a combined-arms breaching operation. The element is directed to breach an obstacle other than a minefield. The maneuver force commander designates support, breach, and assault forces. Digital units have performed functionality checks, and systems are operational. Some iterations of this task should be performed in MOPP4.

**TASK STANDARDS:** The element creates and marks lanes through the obstacles to maintain the momentum of the tactical operation. The element creates lanes if the obstacle is covered by direct fire and/or observed indirect enemy fire. Digital units report locations of the breach lanes by frequency-modulated (FM) or digital means. The time required to perform this task is increased when conducting it in mission-oriented protection posture (MOPP) 4.

TASK STEPS AND PERFORMANCE MEASURES	GO	NO-GO
* 1. The element leader receives a fragmentary order (FRAGO) or operation order (OPORD) to create a lane through an obstacle by using mechanical techniques. <ol style="list-style-type: none"> <li>Conducted a thorough map reconnaissance, including the route and the terrain.</li> <li>Reviewed the unit's tactical standing operating procedure (TACSOP) or standing operating procedure (SOP).</li> <li>Met the commander's intent and requirements for creating a lane by using mechanical techniques.</li> <li>Conducted troop-leading procedures.</li> <li>Conducted precombat checks (PCCs) and precombat inspections (PCIs).</li> <li>Conducted risk management and safety briefings according to the unit's TACSOP or SOP.</li> </ol>		
* 2. The element leader determines the type, location, and dimensions of obstacles from information provided by the maneuver force and/or an obstacle reconnaissance. <ol style="list-style-type: none"> <li>Determined the type of obstacles (log, minefield, wire, rubble, snow/ice, ditches, or craters).</li> <li>Determined the location and dimensions of obstacles (as a minimum, the depth and frontage).</li> <li>Performed a detailed reconnaissance, if time permitted, of the obstacles and the surrounding terrain when the maneuver force did not provide sufficient details.</li> </ol>		
* 3. The element leader, in coordination with the breach force and maneuver commander, selects the best mechanical technique to reduce the obstacle based on mission, enemy, terrain, troops, time available, and civilian considerations (METT-TC) and the obstacle intelligence (OBSTINTEL) report information. <ol style="list-style-type: none"> <li>Used the mine-clearing blade (MCB) to remove mines from a minefield.</li> </ol>		

TASK STEPS AND PERFORMANCE MEASURES	GO	NO-GO
<p>b. Used the mine-clearing roller (MCR) to detect mines and proof a reduced lane.</p> <p>NOTE: It was recommended not to use the MCR as a primary reduction means.</p> <p>c. Used the M60 Panther and minifail to reduce mines from a safe distance without risk to the operator.</p> <p>d. Used the M9 armored combat earthmover (ACE), the armored vehicle-launched bridge (AVLB), the XM104 Wolverine, and engineer equipment for mechanical obstacle breaching (01-1940.00-0002 and 01-1940.00-0003).</p> <p>* 4. The element leader determines the lane requirements by conducting a reverse breach planning process during the military decision-making process.</p> <p>a. Determined the lane width. Standard widths are 1 meter for a footpath for dismounts and 4 meters for an initial lane to pass vehicles and equipment conducting the attack.</p> <p>b. Determined the number of lanes required based on the size of the assault force and its scheme of maneuver (a minimum of one lane for a maneuver company and two lanes for a task force).</p> <p>c. Determined the lane location based on the terrain, cover and concealment for the breaching force, the time and equipment available for the breach, and the maneuver scheme.</p> <p>5. The element creates the desired lane through the obstacle.</p> <p>a. Created lanes within 10 minutes if the obstacle was covered by direct fire and/or observed indirect fire. No time standard was established when the obstacle was not covered by fire or when the unit conducted stealth breaching.</p> <p>b. The element leader directed the employment of the ACE (when available) for neutralizing the effects of tank ditches, road craters, log cribs, tetrahedrons, dragon teeth, and similar obstacles.</p> <p>(1) Started blade work 30 meters from the depression, making a shallow incline by means of small cuts.</p> <p>(2) Ensured that cuts and fills were made by the ACE operators until the incline was traversable by maneuver units and the ACE could cross the far bank.</p> <p>c. The element leader directs the AVLB employment to span destroyed and disabled bridges and other gaps not exceeding 18.3 meters.</p> <p>(1) The crew moved the launcher to within 3 meters of the gap.</p> <p>(2) The AVLB commander directed the driver to launch the bridge with the scissor cylinder; the far end of the bridge did not exceed 61 centimeters above the surface plain.</p> <p>(3) The AVLB commander directed the driver to disconnect the bridge from the launcher (upon completion of launch).</p> <p>(4) The AVLB commander directed the AVLB launcher to the designated position.</p> <p>(5) The AVLB commander notified the element leader upon completion and relocation.</p> <p>d. The element leader directed the XM104 Wolverine employment to span the destroyed and disabled bridges and other gaps not exceeding 24 meters.</p> <p>(1) The crew moved the launcher to within 3 meters of the gap.</p> <p>(2) The Wolverine commander directed the driver to launch the bridge.</p> <p>(3) The Wolverine commander directed the driver to disconnect the bridge from the launcher (upon completion of launch).</p> <p>(4) The Wolverine commander directed the Wolverine launcher to the designated position.</p>		

TASK STEPS AND PERFORMANCE MEASURES	GO	NO-GO
<p>(5) The Wolverine commander notified the element leader upon completion and relocation.</p> <p>e. Created a lane using the MCB.</p> <p>(1) Employed the MCB a minimum of 100 meters before the suspected or known forward edge of the minefield.</p> <p>(2) Continued using the MCB at least 100 meters beyond the far edge of the minefield.</p> <p>NOTES:</p> <p>1. The MCB has three depth settings 21, 25, and 31 centimeters.</p> <p>2. The M1 (Abrams) performing plowing operations cannot maneuver but must continue in a straight path through the minefield to avoid damaging the blade. The main gun must be traversed to the side of the tank during plowing operations because mine detonation under the blade may cause the gun to be thrown violently in the air, damaging the tube.</p> <p>f. The unit removed rubble with engineer equipment.</p> <p>g. Used special procedures when chemical mines were known or suspected to be present.</p> <p>(1) Ensured that all personnel operating within the downwind area had implemented MOPP 4.</p> <p>(2) Equipped breaching teams with a chemical-agent detector kit or automatic chemical alarm. Ensured that each team had trained and proficient operators.</p> <p>(3) Ensured that the teams did not detonate chemical mines in place.</p> <p>6. The element proofs the lanes using mechanical assets such as an MCR, an M60 Panther, or minifail, or other means so that the assault force and follow-on forces do not sustain casualties or delays due to hazards in cleared lanes.</p> <p>7. The element marks the cleared lane according to the element's TACSOP. As a minimum, the element marks the entrance and exit of the lanes. Friendly forces sustain no casualties from mine encounters in the reduced lane.</p> <p>a. Placed the final approach markers 200 meters from the entrance for the mounted lanes and 30 meters for the dismounted lanes.</p> <p>b. Placed the entrance funnel markers at intervals of 15 meters for mounted lanes and 5 meters for dismounted lanes. The markers were placed diagonally to the lane entrance and formed a 45-degree V shape.</p> <p>c. Placed entrance markers to the left and right of the lane. This reduced the lane's entrance point. The markers were spaced to the width of the lane (4.5 meters for mounted lanes and 1 meter for dismounted lanes).</p> <p>d. Placed left handrail markers. These markers were placed at the left limit of the lane, along the entire path. Handrail markers were placed at 15 meters for mounted lanes and 5 meters for dismounted lanes.</p> <p>NOTE: Commanders may have to modify the intervals based on the terrain, the visibility, the lane length, and the lane path.</p> <p>e. Placed exit markers. These markers were placed to the left and right of the reduced lane's exit point, and they were spaced the width of the lane (4.5 meters for mounted lanes and 5 meters for dismounted lanes).</p> <p>* 8. The element leader reports to the engineer higher headquarters (HQ) and supported maneuver unit HQ according to the unit TACSOP.</p> <p>a. Reported the location of the final approach marker and entrance and exit points.</p> <p>b. Reported the method and the material used for marking.</p>		

TASK PERFORMANCE / EVALUATION SUMMARY BLOCK							
ITERATION	1	2	3	4	5	M	TOTAL
TOTAL TASK STEPS EVALUATED							
TOTAL TASK STEPS "GO"							
TRAINING STATUS "GO"/"NO-GO"							

"\*\*" indicates a leader task step.

#### SUPPORTING INDIVIDUAL TASKS: NONE

#### SUPPORTING COLLECTIVE TASKS

Task Number	Task Title
05-2-7008	Prepare an Operation Order (OPORD) (Company/Platoon)
05-3-0004	Breach Obstacles
05-3-0043	CREATE A LANE THROUGH AN OBSTACLE
05-3-0209	Clear Obstacles Using Demolitions
05-3-0767	Clear Obstacles With Engineer Equipment

#### OPFOR TASKS AND STANDARDS

**TASK:** Disrupt Movement (5-OPFOR-0014)

**CONDITION:** The enemy is expected to move through the opposing forces (OPFOR) element's area of operations. The OPFOR element has received an operation order (OPORD) or fragmentary order (FRAGO) to disrupt enemy movement. The enemy has the capability to defend with direct fire and antiarmor weapons.

**STANDARD:** The OPFOR element delays enemy movement. 1. Delays the element. 2. Forces the element to deviate from its route. 3. Prevents the element from reaching its destination. 4. Surprises the element's main body.

**TASK:** Conduct an Ambush (5-OPFOR-0007)

**CONDITION:** The enemy is moving in a convoy. The opposing forces (OPFOR) element is positioned along the enemy's route.

**STANDARD:** The OPFOR element inflicts casualties on the enemy and causes vehicle and equipment damage. 1. Prepares an ambush site before the element arrives. 2. Surprises march element forces. 3. Inflicts heavy casualties within the designated kill zone. 4. Inflicts heavy damage to vehicles and equipment within the designated kill zone. 5. Delays the march element from reaching a specified destination for a specified period of time. 6. Withdraws on order. 7. Sustains no casualties. 8. Reports actions to superiors.

**TASK:** Maintain Contact (5-OPFOR-0003)

**CONDITION:** The opposing forces (OPFOR) element is engaged with enemy base defense forces. The enemy forces are withdrawing under pressure.



**STANDARD:** The OPFOR element maintains enemy contact while the enemy withdraws. 1. Engages the enemy forces decisively. 2. Advances the OPFOR as the enemy forces withdraw. 3. Inflicts heavy casualties. 4. Captures the members of the enemy force. 5. Captures documents and equipment. 6. Safeguards captured documents, equipment, and personnel.

**TASK:** Conduct Terrorist and Saboteur Attacks (5-OPFOR-0005)

**CONDITION:** The opposing forces (OPFOR) element dispatches small teams into the enemy's rear area to disrupt combat service support (CSS) operations.

**STANDARD:** The enemy sustains disrupted command and control (C2), destroyed equipment and supplies, and light casualties. 1. Locates rear support bases and C2 facilities. 2. Delays and disrupts CSS operations through probes. 3. Infiltrates CSS bases to conduct sabotage and terrorist activities. 4. Inflicts light casualties. 5. Destroys supplies and equipment.

**TASK:** Conduct Sniper Operations (5-OPFOR-0006)

**CONDITION:** The opposing forces (OPFOR) element has assigned snipers (regular or irregular elements) in the enemy's rear area along the main supply route (MSR) and near support sites.

**STANDARD:** The OPFOR element kills or wounds targets. 1. Sets up a well-concealed location. 2. Engages vehicle drivers or personnel on foot with short bursts of semiautomatic fire. 3. Kills or wounds selected targets. 4. Prevents the position from being discovered by enemy forces. 5. Evacuates the area without being spotted. 6. Reports all specified priority intelligence requirements (PIR) and other intelligence requirements to the OPFOR headquarters (HQ).

**TASK:** Conduct an Attack (5-OPFOR-0008)

**CONDITION:** The enemy is conducting tactical operations. The opposing forces (OPFOR) element receives orders to attack the enemy, the area of occupation, or the main supply route (MSR) with smoke.

**STANDARD:** The OPFOR element disrupts the enemy's movement and smoke operations. 1. Determines the delivery method of the smoke attack. 2. Locates the target. 3. Delivers the smoke attack downwind. 4. Attacks the enemy with smoke, and surge attacks when the enemy responds to the smoke.

**TASK:** Gather Intelligence (5-OPFOR-0011)

**CONDITION:** The opposing forces (OPFOR) small element, operating in the rear area, is planning attacks on enemy bases. Information is needed to complete the plans.

**STANDARD:** The OPFOR element infiltrates, gathers intelligence information, and submits its findings to the command. 1. Identifies all priority intelligence requirements (PIR) and other intelligence requirements. 2. Passes through any outpost, defensive wire, or warning devices undetected. 3. Moves to an observation point that offers cover and concealment and is clear enough to gather PIR and other intelligence requirements. 4. Gathers all PIR and other intelligence requirements. 5. Withdraws from the area undetected. 6. Reports all information to the OPFOR headquarters (HQ).

**TASK:** Disrupt a Net Control Station (NCS) (5-OPFOR-0019)

**CONDITION:** The enemy has established a NCS. The opposing forces (OPFOR) element has radio and jamming equipment.

**STANDARD:** The OPFOR element attempts to disrupt an NCS. 1. Attempts to locate the radio frequency that the unit is operating on. 2. Attempts to enter the radio net. 3. Attempts to issue "bogus" orders to a unit on the net. 4. Jams the radio frequency and forces the unit to go to an alternate frequency.

**TASK:** Disrupt Construction of Vehicle Fighting Positions (5-OPFOR-0020)

**CONDITION:** The opposing forces (OPFOR) element has located the enemy. The priority intelligence requirements (PIR) and other intelligence obtained by OPFOR patrols indicate the enemy is constructing vehicle fighting positions within its defensive area. The OPFOR element has automatic and antiarmor weapons and light mortars.

**STANDARD:** The OPFOR element attempts to disrupt the enemy's efforts to establish vehicle fighting positions. 1. Locates the defensive area. 2. Surprises the main body. 3. Penetrates the defensive area with squad-size probes. 4. Inflicts casualties on the unit. 5. Destroys vehicles. 6. Disrupts the unit's preparations (prevents or delays beyond the unit's allotted time).

**TASK:** Defend a Minefield (5-OPFOR-0023)

**CONDITION:** The enemy is conducting a minefield sweeping operation. The opposing forces (OPFOR) element has a minefield placed in the enemy's path. The minefield is under constant observation and fire.

**STANDARD:** The OPFOR element defends a minefield against an enemy element conducting a minefield sweeping operation. 1. Prevents the unit from detecting the obstacle. 2. Disrupts the minefield sweeping operation. 3. Prevents the unit from conducting the minefield sweeping operation, prevents the unit from moving all personnel through the breach or delays the completion of the minefield sweeping operation for more than 45 minutes.

**TASK:** Disrupt a Route Reconnaissance (5-OPFOR-0021)

**CONDITION:** The enemy is conducting a route reconnaissance. The opposing forces (OPFOR) element is positioned along the enemy's route.

**STANDARD:** The OPFOR element attempts to disrupt a squad/section conducting a route reconnaissance. 1. Prevents the unit from meeting its specified time schedule. 2. Forces the unit to deviate from its specified route. 3. Prevents the unit from reaching its assigned destination. 4. Surprises the squad/section. 5. Inflicts casualties on the unit.

**TASK:** Defeat Obstacles (5-OPFOR-0009)

**CONDITION:** The opposing forces (OPFOR) element encounters an obstacle that blocks the avenue of approach as it advances upon the enemy forces.

**STANDARD:** The OPFOR element bypasses or breaches the enemy obstacle. 1. Detects the obstacle before halting its main body. 2. Defeats the obstacle. a. Bypasses the obstacle without entering the engagement areas. b. Breaches the obstacle within 45 minutes and passes its entire force through the obstacle. 3. Does not incur degradation to the point that the mission must be discontinued.

**TASK:** Disrupt an Engineer Reconnaissance (5-OPFOR-0022)

**CONDITION:** The enemy is conducting an engineer reconnaissance. The opposing forces (OPFOR) element is positioned along the enemy's route.

**STANDARD:** The OPFOR element disrupts an engineer reconnaissance. 1. Prevents the unit from meeting its specified time schedule. 2. Forces the unit to deviate from its specified route. 3. Prevents the unit from accomplishing its assigned engineer reconnaissance. 4. Surprises the unit conducting the reconnaissance.

**TASK:** Conduct an Aerial Reconnaissance (5-OPFOR-0010)

**CONDITION:** The opposing forces (OPFOR) headquarters (HQ) element requires intelligence on the locations and identification of enemy elements. An aircraft is dispatched to take photographs and make a visual inspection of the enemy rear area.

**STANDARD:** The OPFOR element gathers photograph intelligence of the enemy. 1. Photographs the assigned sectors. 2. Makes quick visual checks where the ceiling is low. 3. Locates enemy positions in the area, particularly support and storage bases, and command and control (C2) facilities. 4. Sustains no loss of aircraft. 5. Reports priority intelligence requirements (PIR) and other information requirements to the OPFOR HQ.

**TASK:** Conduct a Raid (5-OPFOR-0004)

**CONDITION:** The opposing forces (OPFOR) element has occupied an objective rally point and has orders to conduct a raid on a combat service support (CSS) base.

**STANDARD:** The OPFOR element infiltrates the enemy's base and destroys all of the targets. 1. Surprises the enemy forces. 2. Assaults the support base and accomplishes the assigned tasks. 3. Destroys the specified equipment and supplies. 4. Avoids being decisively engaged. 5. Withdraws all personnel from the objective areas within the time prescribed. 6. Obtains all priority intelligence requirements (PIR) from the raid site. 7. Sustains only light casualties from enemy fire.

**TASK:** Disrupt Defensive Preparations (5-OPFOR-0018)

**CONDITION:** The opposing forces (OPFOR) element has located the enemy. Priority intelligence requirements (PIR) and other intelligence requirements obtained by OPFOR patrols indicate that the enemy elements are establishing defensive positions. The OPFOR element has automatic and antiarmor weapons and light mortars.

**STANDARD:** The OPFOR element disrupts and delays the enemy's defensive preparations. 1. Locates and penetrates the enemy's security system. 2. Forces the enemy to delay defensive preparations. 3. Disrupts the enemy's obstacle preparations.

**TASK:** Disrupt Quartering Party Operations (5-OPFOR-0017)

**CONDITION:** The enemy is conducting quartering party operations. It has established an assembly area (AA) but has not moved in the main body.

**STANDARD:** The opposing forces (OPFOR) element attempts to disrupt quartering party operations and infiltrate the enemy's AA. 1. Locates the quartering party and the AA. 2. Surprises the main body. 3. Penetrates the AA with squad-size probes. 4. Inflicts personnel casualties and vehicle damage. 5. Disrupts the unit's preparations (prevents or delays beyond the unit's allotted time).

**TASK:** Disrupt Enemy Movement and Operations Using Tactical Nuclear Weapons (5-OPFOR-0016)

**CONDITION:** The opposing forces (OPFOR) element has located the enemy. Priority intelligence requirements (PIR) and other intelligence requirements have been obtained by OPFOR patrols. Tactical nuclear weapons are employed against key locations in the rear area.

**STANDARD:** The OPFOR element disrupts enemy movement and operations. 1. Disrupts or delays the movement of the enemy's equipment and supplies to the forward areas. 2. Destroys enemy equipment and supplies. 3. Inflicts a high rate of nuclear casualties among the enemy forces. 4. Denies the enemy the use of specified areas. 5. Contaminates the enemy's equipment and supplies.

**TASK:** Disrupt Enemy Movement and Operations Using Persistent and Nonpersistent Chemical Weapons (5-OPFOR-0015)

**CONDITION:** The opposing forces (OPFOR) element has located the enemy. Priority intelligence requirements (PIR) and other intelligence requirements have been obtained by OPFOR patrols. The OPFOR units deliver chemical agents, by means of conventional artillery weapons or aircraft, along selected supply routes and key bases in the rear area.

**STANDARD:** The OPFOR element disrupts enemy movement and operations using persistent and nonpersistent chemical weapons. 1. Delivers chemical agents in low and densely wooded areas. 2. Delays the movement of enemy supplies and equipment to the forward areas. 3. Restricts the movement of the enemy units in the rear area. 4. Channels the movement of enemy units into predesignated ambush areas. 5. Contaminates enemy supplies and equipment. 6. Inflicts a high rate of casualties on enemy forces.

**TASK:** Counter Passage of Lines (5-OPFOR-0012)

**CONDITION:** Enemy forces are in defensive positions, but they are expected to attempt passage-of-lines operations. The opposing forces (OPFOR) received orders to disrupt enemy passage-of-lines operations.

**STANDARD:** The OPFOR element delays or prevents enemy passage of lines. 1. Delays the passage. 2. Prevents the company from moving all personnel through the stationary unit. 3. Engages the main body of either the moving or the stationary unit.

**TASK:** Conduct Air Attacks (5-OPFOR-0002)

**CONDITION:** The opposing forces (OPFOR) element in the rear area has forwarded the positions of the enemy support sites or the locations of moving elements. The OPFOR aircraft have been dispatched to attack enemy installations or convoys.

**STANDARD:** The OPFOR element attempts to delay, disrupt, or damage the enemy targets by air. 1. Locates the target (support sites or convoys). 2. Makes attack runs on the designated targets. 3. Inflicts heavy damage to the selected target. 4. Sustains no loss of aircraft. 5. Delays moving the force for more than one hour.

**TASK:** Surrender to the Capturing Unit on the Battlefield (5-OPFOR-0024)

**CONDITION:** The enemy has captured the opposing forces (OPFOR) element's soldiers, documents, and equipment sensitive to the OPFOR tactical operations.

**STANDARD:** The OPFOR soldiers retain or destroy documents and equipment. The OPFOR element surrenders documents and equipment of no tactical use to the enemy and attempts to conceal or destroy items of tactical value. The OPFOR element attempts escape and evasion. 1. Prevents the successful capture of documents and equipment. 2. Destroys documents and equipment. 3. Removes identifying markings from equipment. 4. Removes unit-identifying insignia. 5. Provides misleading information. 6. Plans an escape. 7. Delays movement to the nearest collection point. 8. Prevents safeguarding of enemy prisoners of war (EPWs) in order to cause embarrassment to the United States (US).

**TASK:** Attack (5-OPFOR-0001)

**CONDITION:** The opposing forces (OPFOR) element has located the enemy. The priority intelligence requirements (PIR) and other intelligence requirements have been obtained by OPFOR patrols. The OPFOR element has automatic and antiarmor weapons and light mortars.

**STANDARD:** The OPFOR element attempts to seize the terrain, vehicles, or equipment. 1. Develops an attack plan. 2. Surprises the enemy unit's main body. 3. Initiates the attack using a scheme of maneuver that exploits the enemy's flanks, gaps, and weaknesses. 4. Uses covered and concealed routes to approach the enemy forces' flanks, gaps, or weakly held areas. 5. Employs indirect fire to support the attack. 6. Penetrates enemy defenses. 7. Destroys equipment and supplies. 8. Inflicts heavy casualties. 9. Isolates the combat service support (CSS) base by blocking reinforcements. 10. Forces enemy units to displace. 11. Avoids being fixed in one position. 12. Withdraws before the CSS base is reinforced with tactical combat forces.

**TASK:** Disrupt Assembly Area (AA) Activities (5-OPFOR-0013)

**CONDITION:** Intelligence reports indicate that platoon- and company-size enemy units are operating in the opposing forces (OPFOR) area of operations. Enemy units can defend from AAs with direct fire, antiarmor weapons, and indirect fire. The enemy has close air support (CAS) and nuclear, biological, and chemical (NBC) capabilities.

**STANDARD:** The OPFOR element locates and disrupts the enemy's AA activities. 1. Locates the element's AA. 2. Probes the AA with squad- or team-size elements. 3. Inflicts more than 5 percent casualties on the element. 4. Disrupts the element's preparations (prevents or delays beyond the element's allotted time).

**ELEMENTS:** Three Combat Mobility Platoons  
 Nine Combat Engineer Squads  
 Mobility Support Platoon  
 Three Mobility Sections

**TASK:** Create a Lane Through an Obstacle by Manual Techniques (05-3-0047.05-R01A)  
 (FM 20-32) (FM 3-34.2) (FM 5-250)  
 (FM 5-34)

**ITERATION:** 1 2 3 4 5 M (Circle)

**COMMANDER/LEADER ASSESSMENT:** T P U (Circle)

**CONDITIONS:** An engineer element is supporting a combined-arms breaching operation. The element is directed to breach an obstacle other than a minefield. Digital units have performed functionality checks, and systems are operational. The maneuver force commander designates support, breach, and assault forces. Some iterations of this task should be performed in MOPP4.

**TASK STANDARDS:** The element creates and marks lanes through obstacles to maintain the momentum of the tactical operation. The element creates lanes if the obstacle is covered by direct fire or if it has observed indirect enemy fire. Digital units report the locations of the breach lanes by using frequency-modulated (FM) or digital means. The time required to perform this task is increased when conducting it in mission-oriented protection posture (MOPP) 4.

TASK STEPS AND PERFORMANCE MEASURES	GO	NO-GO
<p>* 1. The element leader receives a fragmentary order (FRAGO) or an operation order (OPORD) to create a lane through an obstacle by using manual techniques.</p> <ul style="list-style-type: none"> <li>a. Conducted a thorough map reconnaissance, including the route and the terrain.</li> <li>b. Reviewed the element's tactical standing operating procedure (TACSOP) or standing operating procedure (SOP).</li> <li>c. Met the commander's intent and the requirements to create a lane through an obstacle.</li> <li>d. Conducted troop-leading procedures.</li> <li>e. Conducted precombat checks (PCCs) and precombat inspections (PCIs).</li> <li>f. Conducted risk management and safety briefings according to the element's TACSOP or SOP.</li> </ul> <p>2. The element leader determines the type, location, and dimensions of the obstacle from information provided by the maneuver force or an obstacle reconnaissance.</p> <ul style="list-style-type: none"> <li>a. Determined the type of obstacles (log, minefield, wire, rubble, snow, ice, ditches, or craters).</li> <li>b. Determined the location and dimensions of obstacles (as a minimum, the depth and frontage).</li> <li>c. Performed a detailed reconnaissance, if time permitted, of the obstacle and surrounding terrain when the maneuver force did not provide sufficient details.</li> </ul> <p>* 3. The element leader, in coordination with the breach force and maneuver commander, selects the best explosive techniques to reduce the obstacle.</p> <ul style="list-style-type: none"> <li>a. Based technique on mission, enemy, terrain, troops, time available, and civilian considerations (METT-TC) factors and obstacle intelligence (OBSTINTEL) report information.</li> </ul>		

TASK STEPS AND PERFORMANCE MEASURES	GO	NO-GO
<p>b. Used planks, hand-emplaced explosives, assault ladders, or other available engineer tools to reduce wire obstacles, minefields, escarpments, ditches, trench lines, and fortifications for manual obstacle breaching.</p> <p>NOTE: Manual obstacle reduction is the slowest, most hazardous, and least preferred method.</p> <p>* 4. The element leader determines the lane requirements by conducting a reverse breach planning process during the element's military decision-making process.</p> <ol style="list-style-type: none"> <li>Determined the lane's width. Standard widths are 1 meter for a footpath for dismounts and 4 meters for an initial lane to pass vehicles and equipment conducting the attack.</li> <li>Determined the number of lanes required based on the size of the assault force and its scheme of maneuver (a minimum of one lane for a maneuver company and two lanes for a task force).</li> <li>Determined the lane's location based on the terrain, cover and concealment for the breach force, the time and equipment available, and the maneuver scheme.</li> </ol> <p>5. The element creates the desired lane through the obstacle.</p> <ol style="list-style-type: none"> <li>Created lanes within 10 minutes if the obstacle was covered by direct fire or if it observed indirect fire. No time standard is established if the obstacle is not covered by fire or if the element conducts breaching under covert conditions.</li> <li>Reduced log, steel beam post, and concrete obstacles with explosives or pioneer tools. Refer to Field Manuals (FMs) 5-34 and 5-250.</li> <li>Created a lane manually by using explosives through a surface-laid minefield.               <ol style="list-style-type: none"> <li>Placed 1-pound, hand-emplaced charges directly next to mines. Personnel may prime demolitions and detonate mines in place as they are detected or, to save time, may connect individual charges into a ring main or line main and simultaneously detonate mines.</li> <li>Cleared suspected or detected trip wires with grapnels or clearly marked them so that personnel placing the explosives did not activate them.</li> </ol> </li> <li>Created a lane manually by using explosives (buried minefield).               <ol style="list-style-type: none"> <li>Detected mines by the visual method, by probing, or with electronic detectors. Marked mines and destroyed them in place with explosives. If trip wires were encountered, they were cleared using grapnel hooks.</li> </ol> </li> <li>The element reduces the minefield using a grappling hook.               <ol style="list-style-type: none"> <li>Hand-thrown grappling hook. The thrower--                   <ol style="list-style-type: none"> <li>Used a 60+-meter light rope attached to the grapnel. The throw was usually no more than 25 meters.</li> <li>Tossed the grapnel and sought cover before the grapnel and the rope touched the ground in case their impact detonated a mine.</li> <li>Moved backward, reaching the end of the excess rope or a covered position, then began to recover the grapnel by pulling the rope toward his position.</li> </ol> </li> <li>Weapon-launched grappling hook (WLGH). The grappler--                   <ol style="list-style-type: none"> <li>Used a 150-meter light rope attached to the grapnel and an M16A1 or M16A2 rifle to launch the grapnel hook.</li> <li>Moved 60 meters (after the WLGH was launched) from the minefield into a prone position and began retrieving the grapnel hook.</li> </ol> </li> </ol> </li> </ol> <p>NOTE: The WLGH can be used only once, but it can be reused up to 20 times for training (blanks are used to fire the grapnel for training).</p>		

TASK STEPS AND PERFORMANCE MEASURES	GO	NO-GO
<p>f. Reduced wire obstacles with assault ladders and/or some form of wire cutters.</p> <p>g. Removed rubble with engineer equipment and/or explosives.</p> <p>h. Used special procedures when chemical mines were known or suspected to be present.</p> <p>(1) Ensured that all personnel operating within the downwind area implemented MOPP 4.</p> <p>(2) Equipped breaching teams with a chemical-agent detector kit or automatic chemical alarm. Ensured that each team had trained and proficient operators.</p> <p>(3) Ensured that teams did not detonate chemical mines in place.</p> <p>i. Reduced a tank ditch or other escarpments with pioneer tools, if part of a prebreach operation.</p> <p>6. The element proofs the lane using mechanical assets such as the mine-clearing roller (MCR), the M60/M1 Panther, the minifail, or other means so that the assault force and follow-on forces do not sustain casualties or delays due to hazards in cleared lanes.</p> <p>7. The element marks the cleared lane according to the element's TACSOP. As a minimum, the element marks the entrance and exit of lanes. Friendly forces sustain no casualties from mine encounters in the reduced lane.</p> <p>a. Placed the final approach markers 200 meters from the entrance for the mounted lanes and 30 meters for the dismounted lanes.</p> <p>b. Placed the entrance funnel markers at intervals of 15 meters for mounted lanes and 5 meters for dismounted lanes. The markers were placed diagonally to the lane entrance and formed a 45-degree V shape.</p> <p>c. Placed entrance markers to the left and right of the lane. This reduced the lane's entrance point. The markers were spaced to the width of the lane (4.5 meters for mounted lanes and 1 meter for dismounted lanes).</p> <p>d. Placed left handrail markers. These markers were placed at the left limit of the lane, along the entire path. Handrail markers were placed at 15 meters for mounted lanes and 5 meters for dismounted lanes.</p> <p>NOTE: Commanders may have to modify the intervals based on the terrain, the visibility, the lane length, and the lane path.</p> <p>e. Placed exit markers. These markers were placed to the left and right of the reduced lane's exit point, and they were spaced the width of the lane (4.5 meters for mounted lanes and 5 meters for dismounted lanes).</p> <p>NOTE: Digital units populate the Force XXI Battle Command Brigade and Below (FBCB2) System screen with the location of the breached location and update overlays to provide situational awareness (SA) for maneuver units</p> <p>* 8. The element leader reports to the engineer higher headquarters (HQ) and the supported maneuver element HQ according to the element's TACSOP.</p> <p>a. Reported the location of the final approach marker and entrance and exit points.</p> <p>b. Reported the method or material used for marking.</p>		



TASK PERFORMANCE / EVALUATION SUMMARY BLOCK							
ITERATION	1	2	3	4	5	M	TOTAL
TOTAL TASK STEPS EVALUATED							
TOTAL TASK STEPS "GO"							
TRAINING STATUS "GO"/"NO-GO"							

"\*\*" indicates a leader task step.

#### SUPPORTING INDIVIDUAL TASKS: NONE

#### SUPPORTING COLLECTIVE TASKS

Task Number	Task Title
05-2-7008	Prepare an Operation Order (OPORD) (Company/Platoon)
05-3-0043.05-R01A	Create a Lane Through an Obstacle by Explosive Techniques

#### OPFOR TASKS AND STANDARDS

**TASK:** Surrender to the Capturing Unit on the Battlefield (5-OPFOR-0024)

**CONDITION:** The enemy has captured the opposing forces (OPFOR) element's soldiers, documents, and equipment sensitive to the OPFOR tactical operations.

**STANDARD:** The OPFOR soldiers retain or destroy documents and equipment. The OPFOR element surrenders documents and equipment of no tactical use to the enemy and attempts to conceal or destroy items of tactical value. The OPFOR element attempts escape and evasion. 1. Prevents the successful capture of documents and equipment. 2. Destroys documents and equipment. 3. Removes identifying markings from equipment. 4. Removes unit-identifying insignia. 5. Provides misleading information. 6. Plans an escape. 7. Delays movement to the nearest collection point. 8. Prevents safeguarding of enemy prisoners of war (EPWs) in order to cause embarrassment to the United States (US).

**TASK:** Conduct an Ambush (5-OPFOR-0007)

**CONDITION:** The enemy is moving in a convoy. The opposing forces (OPFOR) element is positioned along the enemy's route.

**STANDARD:** The OPFOR element inflicts casualties on the enemy and causes vehicle and equipment damage. 1. Prepares an ambush site before the element arrives. 2. Surprises march element forces. 3. Inflicts heavy casualties within the designated kill zone. 4. Inflicts heavy damage to vehicles and equipment within the designated kill zone. 5. Delays the march element from reaching a specified destination for a specified period of time. 6. Withdraws on order. 7. Sustains no casualties. 8. Reports actions to superiors.

**TASK:** Conduct Sniper Operations (5-OPFOR-0006)

**CONDITION:** The opposing forces (OPFOR) element has assigned snipers (regular or irregular elements) in the enemy's rear area along the main supply route (MSR) and near support sites.

**STANDARD:** The OPFOR element kills or wounds targets. 1. Sets up a well-concealed location. 2. Engages vehicle drivers or personnel on foot with short bursts of semiautomatic fire. 3. Kills or wounds selected targets. 4. Prevents the position from being discovered by enemy forces. 5. Evacuates the area without being spotted. 6. Reports all specified priority intelligence requirements (PIR) and other intelligence requirements to the OPFOR headquarters (HQ).

**TASK:** Conduct an Attack (5-OPFOR-0008)

**CONDITION:** The enemy is conducting tactical operations. The opposing forces (OPFOR) element receives orders to attack the enemy, the area of occupation, or the main supply route (MSR) with smoke.

**STANDARD:** The OPFOR element disrupts the enemy's movement and smoke operations. 1. Determines the delivery method of the smoke attack. 2. Locates the target. 3. Delivers the smoke attack downwind. 4. Attacks the enemy with smoke, and surge attacks when the enemy responds to the smoke.

**TASK:** Disrupt Movement (5-OPFOR-0014)

**CONDITION:** The enemy is expected to move through the opposing forces (OPFOR) element's area of operations. The OPFOR element has received an operation order (OPORD) or fragmentary order (FRAGO) to disrupt enemy movement. The enemy has the capability to defend with direct fire and antiarmor weapons.

**STANDARD:** The OPFOR element delays enemy movement. 1. Delays the element. 2. Forces the element to deviate from its route. 3. Prevents the element from reaching its destination. 4. Surprises the element's main body.

**TASK:** Maintain Contact (5-OPFOR-0003)

**CONDITION:** The opposing forces (OPFOR) element is engaged with enemy base defense forces. The enemy forces are withdrawing under pressure.

**STANDARD:** The OPFOR element maintains enemy contact while the enemy withdraws. 1. Engages the enemy forces decisively. 2. Advances the OPFOR as the enemy forces withdraw. 3. Inflicts heavy casualties. 4. Captures the members of the enemy force. 5. Captures documents and equipment. 6. Safeguards captured documents, equipment, and personnel.

**TASK:** Conduct Terrorist and Saboteur Attacks (5-OPFOR-0005)

**CONDITION:** The opposing forces (OPFOR) element dispatches small teams into the enemy's rear area to disrupt combat service support (CSS) operations.

**STANDARD:** The enemy sustains disrupted command and control (C2), destroyed equipment and supplies, and light casualties. 1. Locates rear support bases and C2 facilities. 2. Delays and disrupts CSS operations through probes. 3. Infiltrates CSS bases to conduct sabotage and terrorist activities. 4. Inflicts light casualties. 5. Destroys supplies and equipment.

**TASK:** Gather Intelligence (5-OPFOR-0011)

**CONDITION:** The opposing forces (OPFOR) small element, operating in the rear area, is planning attacks on enemy bases. Information is needed to complete the plans.

**STANDARD:** The OPFOR element infiltrates, gathers intelligence information, and submits its findings to the command. 1. Identifies all priority intelligence requirements (PIR) and other intelligence requirements. 2. Passes through any outpost, defensive wire, or warning devices undetected. 3. Moves to an observation point that offers cover and concealment and is clear enough to gather PIR and other intelligence requirements. 4. Gathers all PIR and other intelligence requirements. 5. Withdraws from the area undetected. 6. Reports all information to the OPFOR headquarters (HQ).

**TASK:** Disrupt a Net Control Station (NCS) (5-OPFOR-0019)

**CONDITION:** The enemy has established a NCS. The opposing forces (OPFOR) element has radio and jamming equipment.

**STANDARD:** The OPFOR element attempts to disrupt an NCS. 1. Attempts to locate the radio frequency that the unit is operating on. 2. Attempts to enter the radio net. 3. Attempts to issue "bogus" orders to a unit on the net. 4. Jams the radio frequency and forces the unit to go to an alternate frequency.

**TASK:** Disrupt a Route Reconnaissance (5-OPFOR-0021)

**CONDITION:** The enemy is conducting a route reconnaissance. The opposing forces (OPFOR) element is positioned along the enemy's route.

**STANDARD:** The OPFOR element attempts to disrupt a squad/section conducting a route reconnaissance. 1. Prevents the unit from meeting its specified time schedule. 2. Forces the unit to deviate from its specified route. 3. Prevents the unit from reaching its assigned destination. 4. Surprises the squad/section. 5. Inflicts casualties on the unit.

**TASK:** Disrupt Construction of Vehicle Fighting Positions (5-OPFOR-0020)

**CONDITION:** The opposing forces (OPFOR) element has located the enemy. The priority intelligence requirements (PIR) and other intelligence obtained by OPFOR patrols indicate the enemy is constructing vehicle fighting positions within its defensive area. The OPFOR element has automatic and antiarmor weapons and light mortars.

**STANDARD:** The OPFOR element attempts to disrupt the enemy's efforts to establish vehicle fighting positions. 1. Locates the defensive area. 2. Surprises the main body. 3. Penetrates the defensive area with squad-size probes. 4. Inflicts casualties on the unit. 5. Destroys vehicles. 6. Disrupts the unit's preparations (prevents or delays beyond the unit's allotted time).

**TASK:** Conduct a Raid (5-OPFOR-0004)

**CONDITION:** The opposing forces (OPFOR) element has occupied an objective rally point and has orders to conduct a raid on a combat service support (CSS) base.

**STANDARD:** The OPFOR element infiltrates the enemy's base and destroys all of the targets. 1. Surprises the enemy forces. 2. Assaults the support base and accomplishes the assigned tasks. 3. Destroys the specified equipment and supplies. 4. Avoids being decisively engaged. 5. Withdraws all personnel from the objective areas within the time prescribed. 6. Obtains all priority intelligence requirements (PIR) from the raid site. 7. Sustains only light casualties from enemy fire.

**TASK:** Defeat Obstacles (5-OPFOR-0009)

**CONDITION:** The opposing forces (OPFOR) element encounters an obstacle that blocks the avenue of approach as it advances upon the enemy forces.

**STANDARD:** The OPFOR element bypasses or breaches the enemy obstacle. 1. Detects the obstacle before halting its main body. 2. Defeats the obstacle. a. Bypasses the obstacle without entering the engagement areas. b. Breaches the obstacle within 45 minutes and passes its entire force through the obstacle. 3. Does not incur degradation to the point that the mission must be discontinued.

**TASK:** Disrupt an Engineer Reconnaissance (5-OPFOR-0022)

**CONDITION:** The enemy is conducting an engineer reconnaissance. The opposing forces (OPFOR) element is positioned along the enemy's route.

**STANDARD:** The OPFOR element disrupts an engineer reconnaissance. 1. Prevents the unit from meeting its specified time schedule. 2. Forces the unit to deviate from its specified route. 3. Prevents the unit from accomplishing its assigned engineer reconnaissance. 4. Surprises the unit conducting the reconnaissance.

**TASK:** Conduct an Aerial Reconnaissance (5-OPFOR-0010)

**CONDITION:** The opposing forces (OPFOR) headquarters (HQ) element requires intelligence on the locations and identification of enemy elements. An aircraft is dispatched to take photographs and make a visual inspection of the enemy rear area.

**STANDARD:** The OPFOR element gathers photograph intelligence of the enemy. 1. Photographs the assigned sectors. 2. Makes quick visual checks where the ceiling is low. 3. Locates enemy positions in the area, particularly support and storage bases, and command and control (C2) facilities. 4. Sustains no loss of aircraft. 5. Reports priority intelligence requirements (PIR) and other information requirements to the OPFOR HQ.

**TASK:** Disrupt Defensive Preparations (5-OPFOR-0018)

**CONDITION:** The opposing forces (OPFOR) element has located the enemy. Priority intelligence requirements (PIR) and other intelligence requirements obtained by OPFOR patrols indicate that the enemy elements are establishing defensive positions. The OPFOR element has automatic and antiarmor weapons and light mortars.

**STANDARD:** The OPFOR element disrupts and delays the enemy's defensive preparations. 1. Locates and penetrates the enemy's security system. 2. Forces the enemy to delay defensive preparations. 3. Disrupts the enemy's obstacle preparations.

**TASK:** Disrupt Quartering Party Operations (5-OPFOR-0017)

**CONDITION:** The enemy is conducting quartering party operations. It has established an assembly area (AA) but has not moved in the main body.

**STANDARD:** The opposing forces (OPFOR) element attempts to disrupt quartering party operations and infiltrate the enemy's AA. 1. Locates the quartering party and the AA. 2. Surprises the main body. 3. Penetrates the AA with squad-size probes. 4. Inflicts personnel casualties and vehicle damage. 5. Disrupts the unit's preparations (prevents or delays beyond the unit's allotted time).

**TASK:** Disrupt Enemy Movement and Operations Using Tactical Nuclear Weapons (5-OPFOR-0016)

**CONDITION:** The opposing forces (OPFOR) element has located the enemy. Priority intelligence requirements (PIR) and other intelligence requirements have been obtained by OPFOR patrols. Tactical nuclear weapons are employed against key locations in the rear area.

**STANDARD:** The OPFOR element disrupts enemy movement and operations. 1. Disrupts or delays the movement of the enemy's equipment and supplies to the forward areas. 2. Destroys enemy equipment and supplies. 3. Inflicts a high rate of nuclear casualties among the enemy forces. 4. Denies the enemy the use of specified areas. 5. Contaminates the enemy's equipment and supplies.

**TASK:** Disrupt Enemy Movement and Operations Using Persistent and Nonpersistent Chemical Weapons (5-OPFOR-0015)

**CONDITION:** The opposing forces (OPFOR) element has located the enemy. Priority intelligence requirements (PIR) and other intelligence requirements have been obtained by OPFOR patrols. The OPFOR units deliver chemical agents, by means of conventional artillery weapons or aircraft, along selected supply routes and key bases in the rear area.

**STANDARD:** The OPFOR element disrupts enemy movement and operations using persistent and nonpersistent chemical weapons. 1. Delivers chemical agents in low and densely wooded areas. 2. Delays the movement of enemy supplies and equipment to the forward areas. 3. Restricts the movement of the enemy units in the rear area. 4. Channels the movement of enemy units into predesignated ambush areas. 5. Contaminates enemy supplies and equipment. 6. Inflicts a high rate of casualties on enemy forces.

**TASK:** Counter Passage of Lines (5-OPFOR-0012)

**CONDITION:** Enemy forces are in defensive positions, but they are expected to attempt passage-of-lines operations. The opposing forces (OPFOR) received orders to disrupt enemy passage-of-lines operations.

**STANDARD:** The OPFOR element delays or prevents enemy passage of lines. 1. Delays the passage. 2. Prevents the company from moving all personnel through the stationary unit. 3. Engages the main body of either the moving or the stationary unit.

**TASK:** Conduct Air Attacks (5-OPFOR-0002)

**CONDITION:** The opposing forces (OPFOR) element in the rear area has forwarded the positions of the enemy support sites or the locations of moving elements. The OPFOR aircraft have been dispatched to attack enemy installations or convoys.

**STANDARD:** The OPFOR element attempts to delay, disrupt, or damage the enemy targets by air. 1. Locates the target (support sites or convoys). 2. Makes attack runs on the designated targets. 3. Inflicts heavy damage to the selected target. 4. Sustains no loss of aircraft. 5. Delays moving the force for more than one hour.

**TASK:** Defend a Minefield (5-OPFOR-0023)

**CONDITION:** The enemy is conducting a minefield sweeping operation. The opposing forces (OPFOR) element has a minefield placed in the enemy's path. The minefield is under constant observation and fire.

**STANDARD:** The OPFOR element defends a minefield against an enemy element conducting a minefield sweeping operation. 1. Prevents the unit from detecting the obstacle. 2. Disrupts the minefield sweeping operation. 3. Prevents the unit from conducting the minefield sweeping operation, prevents the unit from moving all personnel through the breach or delays the completion of the minefield sweeping operation for more than 45 minutes.

**TASK:** Attack (5-OPFOR-0001)

**CONDITION:** The opposing forces (OPFOR) element has located the enemy. The priority intelligence requirements (PIR) and other intelligence requirements have been obtained by OPFOR patrols. The OPFOR element has automatic and antiarmor weapons and light mortars.

**STANDARD:** The OPFOR element attempts to seize the terrain, vehicles, or equipment. 1. Develops an attack plan. 2. Surprises the enemy unit's main body. 3. Initiates the attack using a scheme of maneuver that exploits the enemy's flanks, gaps, and weaknesses. 4. Uses covered and concealed routes to approach the enemy forces' flanks, gaps, or weakly held areas. 5. Employs indirect fire to support the attack. 6. Penetrates enemy defenses. 7. Destroys equipment and supplies. 8. Inflicts heavy casualties. 9. Isolates the combat service support (CSS) base by blocking reinforcements. 10. Forces enemy units to displace. 11. Avoids being fixed in one position. 12. Withdraws before the CSS base is reinforced with tactical combat forces.

**TASK:** Disrupt Assembly Area (AA) Activities (5-OPFOR-0013)

**CONDITION:** Intelligence reports indicate that platoon- and company-size enemy units are operating in the opposing forces (OPFOR) area of operations. Enemy units can defend from AAs with direct fire, antiarmor weapons, and indirect fire. The enemy has close air support (CAS) and nuclear, biological, and chemical (NBC) capabilities.

**STANDARD:** The OPFOR element locates and disrupts the enemy's AA activities. 1. Locates the element's AA. 2. Probes the AA with squad- or team-size elements. 3. Inflicts more than 5 percent casualties on the element. 4. Disrupts the element's preparations (prevents or delays beyond the element's allotted time).

**ELEMENTS:** Three Combat Mobility Platoons  
 Nine Combat Engineer Squads  
 Mobility Support Platoon  
 Three Mobility Sections

**TASK:** Emplace a Modular-Pack Mine System (MOPMS) Disrupt and Fix Minefield (05-3-0110)  
 (FM 90-7) (FM 20-32) (FM 5-102)  
 (FM 5-34) (STANAG 2036 (ENGR)) (STANAG 2123)  
 (TM 9-1345-209-10)

**ITERATION:** 1 2 3 4 5 M (Circle)

**COMMANDER/LEADER ASSESSMENT:** T P U (Circle)

**CONDITIONS:** The element leader receives a fragmentary order (FRAGO) or an operation order (OPORD) to emplace a MOPMS disrupt or fix minefield in support of a maneuver element. The maneuver commander has determined the location of the minefield. The maneuver unit will provide security. Digital units have performed functionality checks, and systems are operational. Some iterations of this task should be performed in MOPP4.

**TASK STANDARDS:** The element emplaces a MOPMS disrupt or fix minefield, tied to existing obstacles or terrain, to block, channel, or delay the enemy. The locations are accurate to within 10 meters. Position the MOPMS dispensers according to Field Manual (FM) 20-32. Command and control data (CCD) is entered the remote-control unit (RCU) is prepared to deploy the mines. The fratricide fence is installed according to FM 20-32. Digital units report obstacle locations using frequency-modulated (FM) or digital means and submit appropriate reports to update the situational awareness (SA) and the common operational picture (COP). The time required to perform this task is increased when conducting it in mission-oriented protection posture (MOPP) 4.

TASK STEPS AND PERFORMANCE MEASURES	GO	NO-GO
<p>* 1. The element leader receives a FRAGO or an OPORD to emplace a MOPMS disrupt or fix minefield.</p> <p>a. Conducted a thorough map reconnaissance, including the route and the terrain.</p> <p>NOTE: Digital units have access to Digital Topographic Support System (DTSS) products to conduct initial map reconnaissance.</p> <p>b. Reviewed the unit's tactical standing operating procedure (TACSOP) or standing operating procedure (SOP).</p> <p>c. Met the commander's intent and requirements for the minefield.</p> <p>d. Conducted troop-leading procedures.</p> <p>e. Conducted precombat checks (PCCs) and precombat inspections (PCIs).</p> <p>f. Conducted risk management and safety briefings according to the unit's TACSOP or SOP.</p>		
<p>* 2. The element leader conducts a reconnaissance of the minefield location and coordinates with the maneuver force on the exact location.</p> <p>a. Ensured that the maneuver force covered the minefield by fire.</p> <p>b. Ensured that the final location was tied to the existing obstacles or terrain.</p> <p>c. Determined the approximate locations for fences.</p> <p>d. Selected the movement routes.</p> <p>e. Established local security.</p> <p>NOTE: For additional information on weapon ranges, see FM 20-32.</p>		

TASK STEPS AND PERFORMANCE MEASURES	GO	NO-GO
<p>* 3. The element leader or subordinate element leaders calculate the man-hours and logistical requirements and arrange for MOPMS to be drawn for a disrupt or fix minefield.</p> <p>a. Calculated the number of MOPMS dispensers.</p> <p>NOTE: For planning factors for a MOPMS disrupt minefield, use four MOPMS dispensers for a front of 280 meters and a depth of 70 meters. For a MOPMS fix minefield, use five MOPMS dispensers for a front of 280 meters and a depth of 115 meters.</p> <p>b. Calculated the amount of fencing and marking material.</p> <p>c. Calculated the number of man-hours required to install fencing and marking material.</p> <p>d. Calculated the number of trips required to transport the MOPMS dispensers and fencing and marking material.</p> <p>* 4. The element leader breaks the element into two teams: the layout and emplacement team and the fence team.</p> <p>* 5. The element leader supervises the installation of the MOPMS minefield.</p> <p>a. Designated firing points and identified the location of the first MOPMS dispenser.</p> <p>b. The layout and emplacement team laid out and marked locations to place the MOPMS dispensers for a disrupt minefield.</p> <p>NOTE: Dispenser measurements are center to center.</p> <p>(1) Marked the first dispenser location toward the enemy-side left dispenser.</p> <p>(2) Marked the second dispenser location 70 meters to the right and 35 meters to the rear of the first dispenser.</p> <p>(3) Marked the third dispenser location 70 meters to the right and 35 meters to the front of the second dispenser.</p> <p>(4) Marked the fourth dispenser location 70 meters to the right and 35 meters to the rear of the third dispenser.</p> <p>NOTE: For additional information, see FM 20-32.</p> <p>c. The layout and emplacement team laid out and marked locations to place the MOPMS dispensers for a fix minefield.</p> <p>(1) Marked the first dispenser location toward the enemy-side left dispenser.</p> <p>(2) Marked the second dispenser location 70 meters to the right and 35 meters to the front of the first dispenser.</p> <p>(3) Marked the third dispenser location 70 meters to the right and 35 meters to the rear of the second dispenser.</p> <p>(4) Marked the fourth dispenser location 70 meters to the right and 35 meters to the front of the third dispenser.</p> <p>(5) Marked the fifth dispenser location 70 meters to the right and 35 meters to the rear of the fourth dispenser.</p> <p>NOTE: For additional information, see FM 20-32.</p> <p>d. The fence team began constructing the fratricide fence after the first dispenser location was marked.</p> <p>(1) Ensured that the fence was 55 meters from the extreme left, right, and front dispensers.</p> <p>(2) Ensured that the fence was 20 meters from the extreme rear dispenser.</p> <p>NOTE: Measurements are taken from the center of the dispenser.</p> <p>e. The layout and emplacement team began placing dispensers on the marked locations.</p>		



TASK STEPS AND PERFORMANCE MEASURES	GO	NO-GO
<p>(1) Ensured that the arrow was oriented toward the enemy.</p> <p>(2) Emplaced short U-shaped pickets to the rear of each dispenser and one picket to the center rear of the entire minefield.</p> <p>(3) Laid firing wire--</p> <p style="padding-left: 40px;">(a) From the dispenser to the U-shaped picket, and then to the rear of each dispenser.</p> <p style="padding-left: 40px;">(b) From the U-shaped picket at the rear of each dispenser to the U-shaped picket at the rear of the entire minefield.</p> <p>NOTE: Splice the firing wires from all of the dispensers to the single firing wire at the U-shaped picket at the rear of the minefield.</p> <p style="padding-left: 40px;">(c) From the U-shaped picket to the firing point.</p> <p>f. The layout and emplacement team assisted the fence team in installing the fratricide fence.</p> <p>g. The fence team left a footpath-size opening and enough wire to fire the MOPMS and closed the lane.</p> <p>6. All element members, except the security team, return to the firing point.</p> <p>* 7. The element leader accounts for all personnel at the firing point.</p> <p>* 8. The layout and emplacement team leader and one soldier return to the dispensers with the RCU.</p> <p style="padding-left: 40px;">a. The team leader entered the CCD into each dispenser.</p> <p style="padding-left: 40px;">b. The soldier connected the firing wire to each dispenser and turned the SAFE/ARM knob to ARM.</p> <p style="padding-left: 40px;">c. The team leader ensured that each dispenser was armed.</p> <p style="padding-left: 40px;">d. Both soldiers closed the opening in the wire and returned to the firing point.</p> <p>* 9. The layout and emplacement team leader conducts obstacle turnover according to Standardization Agreement (STANAG) 2123 procedures.</p> <p style="padding-left: 40px;">a. Issued the group identification (Grp ID) code.</p> <p style="padding-left: 40px;">b. Issued the M34 or CD450-4J, if the overwatching unit did not have one available.</p> <p>*10. The element leader submits at least four copies of a completed DA Form 1355 according to the unit's TACSOP or SOP.</p> <p style="padding-left: 40px;">a. Reviewed the form for correctness.</p> <p style="padding-left: 40px;">b. Ensured that the form was marked with the proper classification.</p> <p>NOTE: The DA Form 1355 should be marked with one of the following classifications: SECRET; NORTH ATLANTIC TREATY ORGANIZATION (NATO) SECRET; SECRET- Republic of Korea, United States (ROKUS); or SAMPLE.</p> <p style="padding-left: 40px;">c. Signed the form.</p> <p style="padding-left: 40px;">d. Submitted a copy of the completed form to the overwatch unit and higher headquarters (HQ) or the supported maneuver unit HQ as soon as possible.</p> <p style="padding-left: 40px;">e. Submitted a copy of the completed form to the unit's central control cell (for mine clearance information) and the proper national territorial authority.</p> <p>*11. The element leader submits a report of completion, usually an oral report, to the authorizing commander and then immediately submits a completed DA Form 1355.</p> <p>NOTE: Digital units populate the Force XXI Battle Command Brigade and Below (FBCB2) System with the location of the minefield, providing the current SA and COP.</p>		

TASK PERFORMANCE / EVALUATION SUMMARY BLOCK							
ITERATION	1	2	3	4	5	M	TOTAL
TOTAL TASK STEPS EVALUATED							
TOTAL TASK STEPS "GO"							
TRAINING STATUS "GO"/"NO-GO"							

"\*\*" indicates a leader task step.

#### SUPPORTING INDIVIDUAL TASKS

Task Number	Task Title
052-192-2030	Operate a Modular-Pack Mine System (MOPMS)
052-192-2031	Operate the Remote Control Unit (RCU) for the Modular Pack Mine System (MOPMS)
052-192-3166	Supervise Installation of Modular Pack Mine System (MOPMS) Minefield
052-192-4112	Determine Modular Pack Mine System (MOPMS) Minefield Logistical Requirements

#### SUPPORTING COLLECTIVE TASKS

Task Number	Task Title
05-1-0008	Prepare an Operation Order (OPORD)
05-3-1018.05-R01A	Conduct Troop-Leading Procedures

#### OPFOR TASKS AND STANDARDS

**TASK:** Conduct Sniper Operations (5-OPFOR-0006)

**CONDITION:** The opposing forces (OPFOR) element has assigned snipers (regular or irregular elements) in the enemy's rear area along the main supply route (MSR) and near support sites.

**STANDARD:** The OPFOR element kills or wounds targets. 1. Sets up a well-concealed location. 2. Engages vehicle drivers or personnel on foot with short bursts of semiautomatic fire. 3. Kills or wounds selected targets. 4. Prevents the position from being discovered by enemy forces. 5. Evacuates the area without being spotted. 6. Reports all specified priority intelligence requirements (PIR) and other intelligence requirements to the OPFOR headquarters (HQ).

**TASK:** Conduct an Ambush (5-OPFOR-0007)

**CONDITION:** The enemy is moving in a convoy. The opposing forces (OPFOR) element is positioned along the enemy's route.

**STANDARD:** The OPFOR element inflicts casualties on the enemy and causes vehicle and equipment damage. 1. Prepares an ambush site before the element arrives. 2. Surprises march element forces. 3. Inflicts heavy casualties within the designated kill zone. 4. Inflicts heavy damage to vehicles and equipment within the designated kill zone. 5. Delays the march element from reaching a specified destination for a specified period of time. 6. Withdraws on order. 7. Sustains no casualties. 8. Reports actions to superiors.

**TASK:** Conduct an Attack (5-OPFOR-0008)

**CONDITION:** The enemy is conducting tactical operations. The opposing forces (OPFOR) element receives orders to attack the enemy, the area of occupation, or the main supply route (MSR) with smoke.

**STANDARD:** The OPFOR element disrupts the enemy's movement and smoke operations. 1. Determines the delivery method of the smoke attack. 2. Locates the target. 3. Delivers the smoke attack downwind. 4. Attacks the enemy with smoke, and surge attacks when the enemy responds to the smoke.

**TASK:** Disrupt Movement (5-OPFOR-0014)

**CONDITION:** The enemy is expected to move through the opposing forces (OPFOR) element's area of operations. The OPFOR element has received an operation order (OPORD) or fragmentary order (FRAGO) to disrupt enemy movement. The enemy has the capability to defend with direct fire and antiarmor weapons.

**STANDARD:** The OPFOR element delays enemy movement. 1. Delays the element. 2. Forces the element to deviate from its route. 3. Prevents the element from reaching its destination. 4. Surprises the element's main body.

**TASK:** Disrupt a Net Control Station (NCS) (5-OPFOR-0019)

**CONDITION:** The enemy has established a NCS. The opposing forces (OPFOR) element has radio and jamming equipment.

**STANDARD:** The OPFOR element attempts to disrupt an NCS. 1. Attempts to locate the radio frequency that the unit is operating on. 2. Attempts to enter the radio net. 3. Attempts to issue "bogus" orders to a unit on the net. 4. Jams the radio frequency and forces the unit to go to an alternate frequency.

**TASK:** Disrupt a Route Reconnaissance (5-OPFOR-0021)

**CONDITION:** The enemy is conducting a route reconnaissance. The opposing forces (OPFOR) element is positioned along the enemy's route.

**STANDARD:** The OPFOR element attempts to disrupt a squad/section conducting a route reconnaissance. 1. Prevents the unit from meeting its specified time schedule. 2. Forces the unit to deviate from its specified route. 3. Prevents the unit from reaching its assigned destination. 4. Surprises the squad/section. 5. Inflicts casualties on the unit.

**TASK:** Disrupt Construction of Vehicle Fighting Positions (5-OPFOR-0020)

**CONDITION:** The opposing forces (OPFOR) element has located the enemy. The priority intelligence requirements (PIR) and other intelligence obtained by OPFOR patrols indicate the enemy is constructing vehicle fighting positions within its defensive area. The OPFOR element has automatic and antiarmor weapons and light mortars.

**STANDARD:** The OPFOR element attempts to disrupt the enemy's efforts to establish vehicle fighting positions. 1. Locates the defensive area. 2. Surprises the main body. 3. Penetrates the defensive area with squad-size probes. 4. Inflicts casualties on the unit. 5. Destroys vehicles. 6. Disrupts the unit's preparations (prevents or delays beyond the unit's allotted time).

**TASK:** Defeat Obstacles (5-OPFOR-0009)

**CONDITION:** The opposing forces (OPFOR) element encounters an obstacle that blocks the avenue of approach as it advances upon the enemy forces.

**STANDARD:** The OPFOR element bypasses or breaches the enemy obstacle. 1. Detects the obstacle before halting its main body. 2. Defeats the obstacle. a. Bypasses the obstacle without entering the engagement areas. b. Breaches the obstacle within 45 minutes and passes its entire force through the obstacle. 3. Does not incur degradation to the point that the mission must be discontinued.

**TASK:** Disrupt Defensive Preparations (5-OPFOR-0018)

**CONDITION:** The opposing forces (OPFOR) element has located the enemy. Priority intelligence requirements (PIR) and other intelligence requirements obtained by OPFOR patrols indicate that the enemy elements are establishing defensive positions. The OPFOR element has automatic and antiarmor weapons and light mortars.

**STANDARD:** The OPFOR element disrupts and delays the enemy's defensive preparations. 1. Locates and penetrates the enemy's security system. 2. Forces the enemy to delay defensive preparations. 3. Disrupts the enemy's obstacle preparations.

**TASK:** Maintain Contact (5-OPFOR-0003)

**CONDITION:** The opposing forces (OPFOR) element is engaged with enemy base defense forces. The enemy forces are withdrawing under pressure.

**STANDARD:** The OPFOR element maintains enemy contact while the enemy withdraws. 1. Engages the enemy forces decisively. 2. Advances the OPFOR as the enemy forces withdraw. 3. Inflicts heavy casualties. 4. Captures the members of the enemy force. 5. Captures documents and equipment. 6. Safeguards captured documents, equipment, and personnel.

**TASK:** Conduct a Raid (5-OPFOR-0004)

**CONDITION:** The opposing forces (OPFOR) element has occupied an objective rally point and has orders to conduct a raid on a combat service support (CSS) base.

**STANDARD:** The OPFOR element infiltrates the enemy's base and destroys all of the targets. 1. Surprises the enemy forces. 2. Assaults the support base and accomplishes the assigned tasks. 3. Destroys the specified equipment and supplies. 4. Avoids being decisively engaged. 5. Withdraws all personnel from the objective areas within the time prescribed. 6. Obtains all priority intelligence requirements (PIR) from the raid site. 7. Sustains only light casualties from enemy fire.

**TASK:** Conduct Terrorist and Saboteur Attacks (5-OPFOR-0005)

**CONDITION:** The opposing forces (OPFOR) element dispatches small teams into the enemy's rear area to disrupt combat service support (CSS) operations.

**STANDARD:** The enemy sustains disrupted command and control (C2), destroyed equipment and supplies, and light casualties. 1. Locates rear support bases and C2 facilities. 2. Delays and disrupts CSS operations through probes. 3. Infiltrates CSS bases to conduct sabotage and terrorist activities. 4. Inflicts light casualties. 5. Destroys supplies and equipment.

**TASK:** Disrupt an Engineer Reconnaissance (5-OPFOR-0022)

**CONDITION:** The enemy is conducting an engineer reconnaissance. The opposing forces (OPFOR) element is positioned along the enemy's route.

**STANDARD:** The OPFOR element disrupts an engineer reconnaissance. 1. Prevents the unit from meeting its specified time schedule. 2. Forces the unit to deviate from its specified route. 3. Prevents the unit from accomplishing its assigned engineer reconnaissance. 4. Surprises the unit conducting the reconnaissance.

**TASK:** Conduct an Aerial Reconnaissance (5-OPFOR-0010)

**CONDITION:** The opposing forces (OPFOR) headquarters (HQ) element requires intelligence on the locations and identification of enemy elements. An aircraft is dispatched to take photographs and make a visual inspection of the enemy rear area.

**STANDARD:** The OPFOR element gathers photograph intelligence of the enemy. 1. Photographs the assigned sectors. 2. Makes quick visual checks where the ceiling is low. 3. Locates enemy positions in the area, particularly support and storage bases, and command and control (C2) facilities. 4. Sustains no loss of aircraft. 5. Reports priority intelligence requirements (PIR) and other information requirements to the OPFOR HQ.

**TASK:** Disrupt Quartering Party Operations (5-OPFOR-0017)

**CONDITION:** The enemy is conducting quartering party operations. It has established an assembly area (AA) but has not moved in the main body.

**STANDARD:** The opposing forces (OPFOR) element attempts to disrupt quartering party operations and infiltrate the enemy's AA. 1. Locates the quartering party and the AA. 2. Surprises the main body. 3. Penetrates the AA with squad-size probes. 4. Inflicts personnel casualties and vehicle damage. 5. Disrupts the unit's preparations (prevents or delays beyond the unit's allotted time).

**TASK:** Disrupt Enemy Movement and Operations Using Tactical Nuclear Weapons (5-OPFOR-0016)

**CONDITION:** The opposing forces (OPFOR) element has located the enemy. Priority intelligence requirements (PIR) and other intelligence requirements have been obtained by OPFOR patrols. Tactical nuclear weapons are employed against key locations in the rear area.

**STANDARD:** The OPFOR element disrupts enemy movement and operations. 1. Disrupts or delays the movement of the enemy's equipment and supplies to the forward areas. 2. Destroys enemy equipment and supplies. 3. Inflicts a high rate of nuclear casualties among the enemy forces. 4. Denies the enemy the use of specified areas. 5. Contaminates the enemy's equipment and supplies.

**TASK:** Disrupt Enemy Movement and Operations Using Persistent and Nonpersistent Chemical Weapons (5-OPFOR-0015)

**CONDITION:** The opposing forces (OPFOR) element has located the enemy. Priority intelligence requirements (PIR) and other intelligence requirements have been obtained by OPFOR patrols. The OPFOR units deliver chemical agents, by means of conventional artillery weapons or aircraft, along selected supply routes and key bases in the rear area.

**STANDARD:** The OPFOR element disrupts enemy movement and operations using persistent and nonpersistent chemical weapons. 1. Delivers chemical agents in low and densely wooded areas. 2. Delays the movement of enemy supplies and equipment to the forward areas. 3. Restricts the movement of the enemy units in the rear area. 4. Channels the movement of enemy units into predesignated ambush areas. 5. Contaminates enemy supplies and equipment. 6. Inflicts a high rate of casualties on enemy forces.

**TASK:** Counter Passage of Lines (5-OPFOR-0012)

**CONDITION:** Enemy forces are in defensive positions, but they are expected to attempt passage-of-lines operations. The opposing forces (OPFOR) received orders to disrupt enemy passage-of-lines operations.

**STANDARD:** The OPFOR element delays or prevents enemy passage of lines. 1. Delays the passage. 2. Prevents the company from moving all personnel through the stationary unit. 3. Engages the main body of either the moving or the stationary unit.

**TASK:** Conduct Air Attacks (5-OPFOR-0002)

**CONDITION:** The opposing forces (OPFOR) element in the rear area has forwarded the positions of the enemy support sites or the locations of moving elements. The OPFOR aircraft have been dispatched to attack enemy installations or convoys.

**STANDARD:** The OPFOR element attempts to delay, disrupt, or damage the enemy targets by air. 1. Locates the target (support sites or convoys). 2. Makes attack runs on the designated targets. 3. Inflicts heavy damage to the selected target. 4. Sustains no loss of aircraft. 5. Delays moving the force for more than one hour.

**TASK:** Defend a Minefield (5-OPFOR-0023)

**CONDITION:** The enemy is conducting a minefield sweeping operation. The opposing forces (OPFOR) element has a minefield placed in the enemy's path. The minefield is under constant observation and fire.

**STANDARD:** The OPFOR element defends a minefield against an enemy element conducting a minefield sweeping operation. 1. Prevents the unit from detecting the obstacle. 2. Disrupts the minefield sweeping operation. 3. Prevents the unit from conducting the minefield sweeping operation, prevents the unit from moving all personnel through the breach or delays the completion of the minefield sweeping operation for more than 45 minutes.

**TASK:** Surrender to the Capturing Unit on the Battlefield (5-OPFOR-0024)

**CONDITION:** The enemy has captured the opposing forces (OPFOR) element's soldiers, documents, and equipment sensitive to the OPFOR tactical operations.

**STANDARD:** The OPFOR soldiers retain or destroy documents and equipment. The OPFOR element surrenders documents and equipment of no tactical use to the enemy and attempts to conceal or destroy items of tactical value. The OPFOR element attempts escape and evasion. 1. Prevents the successful capture of documents and equipment. 2. Destroys documents and equipment. 3. Removes identifying markings from equipment. 4. Removes unit-identifying insignia. 5. Provides misleading information. 6. Plans an escape. 7. Delays movement to the nearest collection point. 8. Prevents safeguarding of enemy prisoners of war (EPWs) in order to cause embarrassment to the United States (US).

**TASK:** Attack (5-OPFOR-0001)

**CONDITION:** The opposing forces (OPFOR) element has located the enemy. The priority intelligence requirements (PIR) and other intelligence requirements have been obtained by OPFOR patrols. The OPFOR element has automatic and antiarmor weapons and light mortars.

**STANDARD:** The OPFOR element attempts to seize the terrain, vehicles, or equipment. 1. Develops an attack plan. 2. Surprises the enemy unit's main body. 3. Initiates the attack using a scheme of maneuver that exploits the enemy's flanks, gaps, and weaknesses. 4. Uses covered and concealed routes to approach the enemy forces' flanks, gaps, or weakly held areas. 5. Employs indirect fire to support the attack. 6. Penetrates enemy defenses. 7. Destroys equipment and supplies. 8. Inflicts heavy casualties. 9. Isolates the combat service support (CSS) base by blocking reinforcements. 10. Forces enemy units to displace. 11. Avoids being fixed in one position. 12. Withdraws before the CSS base is reinforced with tactical combat forces.

**TASK:** Disrupt Assembly Area (AA) Activities (5-OPFOR-0013)

**CONDITION:** Intelligence reports indicate that platoon- and company-size enemy units are operating in the opposing forces (OPFOR) area of operations. Enemy units can defend from AAs with direct fire, antiarmor weapons, and indirect fire. The enemy has close air support (CAS) and nuclear, biological, and chemical (NBC) capabilities.

**STANDARD:** The OPFOR element locates and disrupts the enemy's AA activities. 1. Locates the element's AA. 2. Probes the AA with squad- or team-size elements. 3. Inflicts more than 5 percent casualties on the element. 4. Disrupts the element's preparations (prevents or delays beyond the element's allotted time).

**ELEMENTS:** Three Combat Mobility Platoons  
 Nine Combat Engineer Squads  
 Mobility Support Platoon  
 Three Mobility Sections

**TASK:** Emplace a Volcano Minefield (05-3-0111)  
 (FM 90-7) (FM 20-32) (FM 5-102)  
 (FM 5-34)

**ITERATION:** 1 2 3 4 5 M (Circle)

**COMMANDER/LEADER ASSESSMENT:** T P U (Circle)

**CONDITIONS:** An element is emplacing a minefield in support of a maneuver unit. The maneuver commander has determined the location, type, and composition of the minefield. Mines and antihandling devices (AHDs) are available. Digital units have performed functionality checks, and systems are operational. The maneuver unit will provide security. Some iterations of this task should be performed in MOPP4.

**TASK STANDARDS:** The element emplaces a tactical minefield (tied to existing or reinforced obstacles) to block, channel, or delay the enemy. The locations are accurate to within 10 meters. Digital units submit reports and locations of obstacles via frequency-modulated (FM) or digital means according to the unit's tactical standing operating procedure (TACSOP) and applicable Standardization Agreements (STANAGs). Appropriate Department of the Army (DA) forms are completed and submitted according to the applicable STANAG. The time required to perform this task is increased when conducting it in mission-oriented protection posture (MOPP) 4.

TASK STEPS AND PERFORMANCE MEASURES	GO	NO-GO
<p>* 1. The element leader prepares a plan for the emplacement of a Volcano minefield.</p> <ul style="list-style-type: none"> <li>a. Selected a security element or coordinated for security to be provided by the supported maneuver unit and designated a tow vehicle.</li> <li>b. Conducted a thorough map, aerial, or ground reconnaissance for the location of the minefield (primary and alternate routes).</li> <li>c. Issued the intent of the minefield.               <ul style="list-style-type: none"> <li>(1) Disrupt.</li> <li>(2) Fix.</li> <li>(3) Turn.</li> <li>(4) Block.</li> </ul> </li> <li>d. Conducted troop-leading procedures.</li> <li>e. Conducted precombat checks (PCCs) and precombat inspections (PCIs).</li> <li>f. Reviewed the unit's standing operating procedure (SOP) and TACSOP.</li> <li>g. Conducted risk management and safety briefings according to the unit's SOP or TACSOP.</li> </ul> <p>* 2. The element leader organizes the element into the following teams:</p> <ul style="list-style-type: none"> <li>a. The centerline marking team. It marks the centerline of the minefield for the vehicle or helicopter to follow while emplacing the minefield according to the unit's TACSOP.</li> <li>b. The surface danger zone marking team/antifratricide fence team. It marks the surface danger zone and emplaces the antifratricide fence, if required.</li> </ul> <p>NOTE: See FM 20-32 for fratricide fence requirements.</p> <ul style="list-style-type: none"> <li>c. The emplacement team.</li> <li>d. The security and escort team.</li> </ul>		



TASK STEPS AND PERFORMANCE MEASURES	GO	NO-GO
<p>* 3. The element leader and the reconnaissance element verify the minefield location, confirm the intent (as appropriate for the location), and tie into existing terrain.</p> <p>* 4. The element leader moves to the minefield centerline start point with the centerline marking team and reconnoiters the start and end points of the minefield. The centerline is identified and the centerline marking team leader directs the centerline marking team to mark the start point according to the unit's TACSOP.</p> <p>5. The centerline marking team performs the following functions:</p> <p>a. Disrupt and Fix Volcano Minefield.</p> <ol style="list-style-type: none"> <li>(1) Places centerline marking material to the left of the centerline, half the distance of the width of the emplacing vehicle.</li> <li>(2) Places marking material visible to the emplacing vehicle operator (terrain and visibility condition dependent) until the end point is reached (277 meters ground Volcano, 278 meters air Volcano).</li> <li>(3) Places distinctive marking at the end point and in line with the start point (terrain dependent).</li> <li>(4) Moves to a concealed position and provides security for the surface danger zone marking team/antifratricide fence team and the emplacement team (when not provided by maneuver forces).</li> </ol> <p>b. Turn and Block Volcano Minefield.</p> <ol style="list-style-type: none"> <li>(1) Places centerline marking material to the left of the centerline, half the distance of the width of the emplacing vehicle.</li> <li>(2) Places marking material visible to the emplacing vehicle operator (terrain and visibility condition dependent) until the end point is reached (555 meters ground Volcano, 557 meters air Volcano).</li> <li>(3) Places distinctive marking at the end point and in line with the start point (terrain dependent).</li> <li>(4) Moves to a concealed position and provides security for the surface danger zone marking team/antifratricide fence team and the emplacement team (when not provided by maneuver forces).</li> </ol> <p>6. The surface danger zone marking team/antifratricide fence team moves to the minefield upon receiving the signal from the element leader. The team marks the perimeter of the Volcano minefield(s) being deployed.</p> <p>NOTE: Reference FM 20-32. When minefields are behind the forward line of own troops (FLOT) (in the main battle or rear area), mark the minefield on all four sides. Minefields forward of the FLOT generally are not marked.</p> <ol style="list-style-type: none"> <li>a. The team leader identified the minefield start and end points and directed the team to begin marking the minefield's safety zone with marking material 40 meters from the start and end points and 80 meters from the left and right of the centerline.</li> <li>b. The team leader ensured that the pickets were spaced between 5 and 15 meters apart.</li> <li>c. Moved to a concealed position and provided additional security for the emplacement team (when not provide by maneuver forces).</li> <li>d. The team leader reported to the element leader when the antifratricide fence was complete.</li> <li>e. Marked the pickets with chemical lights during night operations.</li> </ol> <p>* 7. The element leader directs the emplacing vehicle to move from the loading position to the hide position. This step may not be required if the Volcano target is close to the target location.</p>		

TASK STEPS AND PERFORMANCE MEASURES	GO	NO-GO
<p>* 8. The element leader verifies that the overwatching unit is in position to provide security to the emplacing unit or provides security with platoon personnel.</p> <p>* 9. The element leader directs the emplacement team to move to the edge of the start point of the minefield and conducts mounted rehearsal of the centerline.</p> <p>*10. The emplacing vehicle leader verifies the self-destruct time and the vehicle speed with the emplacement team leader and moves to a concealed position.</p> <p>*11. The element leader submits a scatterable-minefield warning (SCATMINWARN) 30 minutes before the emplacement time to higher headquarters (HQ) according to FM 20-32.</p> <p>*12. Upon receiving the order from the element leader, the emplacement team leader-</p> <ul style="list-style-type: none"> <li>a. Directs the vehicle to the start point and activates the dispenser control unit (DCU) to begin dispersing the Volcano mines.</li> <li>b. Ensures that the Volcano mines are being properly dispersed and that the driver maintains the set speed and line with the centerline markers until the vehicle reaches the end point.</li> <li>c. Ceases dispensing mines at the designated end point of the minefield.</li> </ul> <p>NOTE: The emplacement team must move away from the minefield within 2 minutes to avoid being in the fragment hazard zone during mine detonations that fail the arming sequence.</p> <p>*13. The element leader conducts obstacle turnover with the overwatching element.</p> <p>*14. The element leader submits a scatterable-minefield record (SCATMINREC) to higher HQ according to FM 20-32.</p> <p>15. The element moves to a safe location and prepares for follow-on missions.</p> <p>NOTE: Digital units send reports via FM or digital means, update the digital overlay with the location of the obstacle using the Force XXI Battle Command Brigade and Below (FBCB2) System and submit to higher HQ according to the unit's SOP.</p>		

TASK PERFORMANCE / EVALUATION SUMMARY BLOCK							
ITERATION	1	2	3	4	5	M	TOTAL
TOTAL TASK STEPS EVALUATED							
TOTAL TASK STEPS "GO"							
TRAINING STATUS "GO"/"NO-GO"							

"\*" indicates a leader task step.

### SUPPORTING INDIVIDUAL TASKS

Task Number	Task Title
052-192-2077	Operate a Ground VOLCANO System
052-192-2080	Perform Volcano Bit and Arm Test
052-192-2081	Perform a Multiple Delivery Mine System (Volcano) Mine Canister Test
052-192-2082	Operate a VOLCANO Dispenser Control Unit
052-192-2083	Perform Troubleshooting Procedures on a Volcano
052-192-3137	Direct a Row Minefield Laying Party
052-192-3140	Direct Mounting of a Volcano Dispenser on a Ground Vehicle

**SUPPORTING INDIVIDUAL TASKS**

<b>Task Number</b>	<b>Task Title</b>
052-192-3142	Direct Operation of a Ground Volcano System
052-192-3165	Supervise Installation of a Volcano Minefield
052-192-3166	Supervise Installation of Modular Pack Mine System (MOPMS) Minefield
052-192-4053	Supervise Minefield Breaching Operations

**SUPPORTING COLLECTIVE TASKS**

<b>Task Number</b>	<b>Task Title</b>
05-1-0008	Prepare an Operation Order (OPORD)
05-4-1372	Disseminate Terrain Information Product

**OPFOR TASKS AND STANDARDS**

**TASK:** Conduct Sniper Operations (5-OPFOR-0006)

**CONDITION:** The opposing forces (OPFOR) element has assigned snipers (regular or irregular elements) in the enemy's rear area along the main supply route (MSR) and near support sites.

**STANDARD:** The OPFOR element kills or wounds targets. 1. Sets up a well-concealed location. 2. Engages vehicle drivers or personnel on foot with short bursts of semiautomatic fire. 3. Kills or wounds selected targets. 4. Prevents the position from being discovered by enemy forces. 5. Evacuates the area without being spotted. 6. Reports all specified priority intelligence requirements (PIR) and other intelligence requirements to the OPFOR headquarters (HQ).

**TASK:** Disrupt a Route Reconnaissance (5-OPFOR-0021)

**CONDITION:** The enemy is conducting a route reconnaissance. The opposing forces (OPFOR) element is positioned along the enemy's route.

**STANDARD:** The OPFOR element attempts to disrupt a squad/section conducting a route reconnaissance. 1. Prevents the unit from meeting its specified time schedule. 2. Forces the unit to deviate from its specified route. 3. Prevents the unit from reaching its assigned destination. 4. Surprises the squad/section. 5. Inflicts casualties on the unit.

**TASK:** Disrupt Construction of Vehicle Fighting Positions (5-OPFOR-0020)

**CONDITION:** The opposing forces (OPFOR) element has located the enemy. The priority intelligence requirements (PIR) and other intelligence obtained by OPFOR patrols indicate the enemy is constructing vehicle fighting positions within its defensive area. The OPFOR element has automatic and antiarmor weapons and light mortars.

**STANDARD:** The OPFOR element attempts to disrupt the enemy's efforts to establish vehicle fighting positions. 1. Locates the defensive area. 2. Surprises the main body. 3. Penetrates the defensive area with squad-size probes. 4. Inflicts casualties on the unit. 5. Destroys vehicles. 6. Disrupts the unit's preparations (prevents or delays beyond the unit's allotted time).

**TASK:** Conduct a Raid (5-OPFOR-0004)

**CONDITION:** The opposing forces (OPFOR) element has occupied an objective rally point and has orders to conduct a raid on a combat service support (CSS) base.

**STANDARD:** The OPFOR element infiltrates the enemy's base and destroys all of the targets. 1. Surprises the enemy forces. 2. Assaults the support base and accomplishes the assigned tasks. 3. Destroys the specified equipment and supplies. 4. Avoids being decisively engaged. 5. Withdraws all personnel from the objective areas within the time prescribed. 6. Obtains all priority intelligence requirements (PIR) from the raid site. 7. Sustains only light casualties from enemy fire.

**TASK:** Defeat Obstacles (5-OPFOR-0009)

**CONDITION:** The opposing forces (OPFOR) element encounters an obstacle that blocks the avenue of approach as it advances upon the enemy forces.

**STANDARD:** The OPFOR element bypasses or breaches the enemy obstacle. 1. Detects the obstacle before halting its main body. 2. Defeats the obstacle. a. Bypasses the obstacle without entering the engagement areas. b. Breaches the obstacle within 45 minutes and passes its entire force through the obstacle. 3. Does not incur degradation to the point that the mission must be discontinued.

**TASK:** Disrupt Defensive Preparations (5-OPFOR-0018)

**CONDITION:** The opposing forces (OPFOR) element has located the enemy. Priority intelligence requirements (PIR) and other intelligence requirements obtained by OPFOR patrols indicate that the enemy elements are establishing defensive positions. The OPFOR element has automatic and antiarmor weapons and light mortars.

**STANDARD:** The OPFOR element disrupts and delays the enemy's defensive preparations. 1. Locates and penetrates the enemy's security system. 2. Forces the enemy to delay defensive preparations. 3. Disrupts the enemy's obstacle preparations.

**TASK:** Conduct an Attack (5-OPFOR-0008)

**CONDITION:** The enemy is conducting tactical operations. The opposing forces (OPFOR) element receives orders to attack the enemy, the area of occupation, or the main supply route (MSR) with smoke.

**STANDARD:** The OPFOR element disrupts the enemy's movement and smoke operations. 1. Determines the delivery method of the smoke attack. 2. Locates the target. 3. Delivers the smoke attack downwind. 4. Attacks the enemy with smoke, and surge attacks when the enemy responds to the smoke.

**TASK:** Disrupt a Net Control Station (NCS) (5-OPFOR-0019)

**CONDITION:** The enemy has established a NCS. The opposing forces (OPFOR) element has radio and jamming equipment.

**STANDARD:** The OPFOR element attempts to disrupt an NCS. 1. Attempts to locate the radio frequency that the unit is operating on. 2. Attempts to enter the radio net. 3. Attempts to issue "bogus" orders to a unit on the net. 4. Jams the radio frequency and forces the unit to go to an alternate frequency.

**TASK:** Disrupt an Engineer Reconnaissance (5-OPFOR-0022)

**CONDITION:** The enemy is conducting an engineer reconnaissance. The opposing forces (OPFOR) element is positioned along the enemy's route.

**STANDARD:** The OPFOR element disrupts an engineer reconnaissance. 1. Prevents the unit from meeting its specified time schedule. 2. Forces the unit to deviate from its specified route. 3. Prevents the unit from accomplishing its assigned engineer reconnaissance. 4. Surprises the unit conducting the reconnaissance.

**TASK:** Conduct an Ambush (5-OPFOR-0007)

**CONDITION:** The enemy is moving in a convoy. The opposing forces (OPFOR) element is positioned along the enemy's route.

**STANDARD:** The OPFOR element inflicts casualties on the enemy and causes vehicle and equipment damage. 1. Prepares an ambush site before the element arrives. 2. Surprises march element forces. 3. Inflicts heavy casualties within the designated kill zone. 4. Inflicts heavy damage to vehicles and equipment within the designated kill zone. 5. Delays the march element from reaching a specified destination for a specified period of time. 6. Withdraws on order. 7. Sustains no casualties. 8. Reports actions to superiors.

**TASK:** Conduct an Aerial Reconnaissance (5-OPFOR-0010)

**CONDITION:** The opposing forces (OPFOR) headquarters (HQ) element requires intelligence on the locations and identification of enemy elements. An aircraft is dispatched to take photographs and make a visual inspection of the enemy rear area.

**STANDARD:** The OPFOR element gathers photograph intelligence of the enemy. 1. Photographs the assigned sectors. 2. Makes quick visual checks where the ceiling is low. 3. Locates enemy positions in the area, particularly support and storage bases, and command and control (C2) facilities. 4. Sustains no loss of aircraft. 5. Reports priority intelligence requirements (PIR) and other information requirements to the OPFOR HQ.

**TASK:** Conduct Terrorist and Saboteur Attacks (5-OPFOR-0005)

**CONDITION:** The opposing forces (OPFOR) element dispatches small teams into the enemy's rear area to disrupt combat service support (CSS) operations.

**STANDARD:** The enemy sustains disrupted command and control (C2), destroyed equipment and supplies, and light casualties. 1. Locates rear support bases and C2 facilities. 2. Delays and disrupts CSS operations through probes. 3. Infiltrates CSS bases to conduct sabotage and terrorist activities. 4. Inflicts light casualties. 5. Destroys supplies and equipment.

**TASK:** Disrupt Quartering Party Operations (5-OPFOR-0017)

**CONDITION:** The enemy is conducting quartering party operations. It has established an assembly area (AA) but has not moved in the main body.

**STANDARD:** The opposing forces (OPFOR) element attempts to disrupt quartering party operations and infiltrate the enemy's AA. 1. Locates the quartering party and the AA. 2. Surprises the main body. 3. Penetrates the AA with squad-size probes. 4. Inflicts personnel casualties and vehicle damage. 5. Disrupts the unit's preparations (prevents or delays beyond the unit's allotted time).

**TASK:** Disrupt Enemy Movement and Operations Using Tactical Nuclear Weapons (5-OPFOR-0016)

**CONDITION:** The opposing forces (OPFOR) element has located the enemy. Priority intelligence requirements (PIR) and other intelligence requirements have been obtained by OPFOR patrols. Tactical nuclear weapons are employed against key locations in the rear area.

**STANDARD:** The OPFOR element disrupts enemy movement and operations. 1. Disrupts or delays the movement of the enemy's equipment and supplies to the forward areas. 2. Destroys enemy equipment and supplies. 3. Inflicts a high rate of nuclear casualties among the enemy forces. 4. Denies the enemy the use of specified areas. 5. Contaminates the enemy's equipment and supplies.

**TASK:** Disrupt Enemy Movement and Operations Using Persistent and Nonpersistent Chemical Weapons (5-OPFOR-0015)

**CONDITION:** The opposing forces (OPFOR) element has located the enemy. Priority intelligence requirements (PIR) and other intelligence requirements have been obtained by OPFOR patrols. The OPFOR units deliver chemical agents, by means of conventional artillery weapons or aircraft, along selected supply routes and key bases in the rear area.

**STANDARD:** The OPFOR element disrupts enemy movement and operations using persistent and nonpersistent chemical weapons. 1. Delivers chemical agents in low and densely wooded areas. 2. Delays the movement of enemy supplies and equipment to the forward areas. 3. Restricts the movement of the enemy units in the rear area. 4. Channels the movement of enemy units into predesignated ambush areas. 5. Contaminates enemy supplies and equipment. 6. Inflicts a high rate of casualties on enemy forces.

**TASK:** Counter Passage of Lines (5-OPFOR-0012)

**CONDITION:** Enemy forces are in defensive positions, but they are expected to attempt passage-of-lines operations. The opposing forces (OPFOR) received orders to disrupt enemy passage-of-lines operations.

**STANDARD:** The OPFOR element delays or prevents enemy passage of lines. 1. Delays the passage. 2. Prevents the company from moving all personnel through the stationary unit. 3. Engages the main body of either the moving or the stationary unit.

**TASK:** Disrupt Movement (5-OPFOR-0014)

**CONDITION:** The enemy is expected to move through the opposing forces (OPFOR) element's area of operations. The OPFOR element has received an operation order (OPORD) or fragmentary order (FRAGO) to disrupt enemy movement. The enemy has the capability to defend with direct fire and antiarmor weapons.

**STANDARD:** The OPFOR element delays enemy movement. 1. Delays the element. 2. Forces the element to deviate from its route. 3. Prevents the element from reaching its destination. 4. Surprises the element's main body.

**TASK:** Conduct Air Attacks (5-OPFOR-0002)

**CONDITION:** The opposing forces (OPFOR) element in the rear area has forwarded the positions of the enemy support sites or the locations of moving elements. The OPFOR aircraft have been dispatched to attack enemy installations or convoys.

**STANDARD:** The OPFOR element attempts to delay, disrupt, or damage the enemy targets by air. 1. Locates the target (support sites or convoys). 2. Makes attack runs on the designated targets. 3. Inflicts heavy damage to the selected target. 4. Sustains no loss of aircraft. 5. Delays moving the force for more than one hour.

**TASK:** Defend a Minefield (5-OPFOR-0023)

**CONDITION:** The enemy is conducting a minefield sweeping operation. The opposing forces (OPFOR) element has a minefield placed in the enemy's path. The minefield is under constant observation and fire.

**STANDARD:** The OPFOR element defends a minefield against an enemy element conducting a minefield sweeping operation. 1. Prevents the unit from detecting the obstacle. 2. Disrupts the minefield sweeping operation. 3. Prevents the unit from conducting the minefield sweeping operation, prevents the unit from moving all personnel through the breach or delays the completion of the minefield sweeping operation for more than 45 minutes.

**TASK:** Surrender to the Capturing Unit on the Battlefield (5-OPFOR-0024)

**CONDITION:** The enemy has captured the opposing forces (OPFOR) element's soldiers, documents, and equipment sensitive to the OPFOR tactical operations.

**STANDARD:** The OPFOR soldiers retain or destroy documents and equipment. The OPFOR element surrenders documents and equipment of no tactical use to the enemy and attempts to conceal or destroy items of tactical value. The OPFOR element attempts escape and evasion. 1. Prevents the successful capture of documents and equipment. 2. Destroys documents and equipment. 3. Removes identifying markings from equipment. 4. Removes unit-identifying insignia. 5. Provides misleading information. 6. Plans an escape. 7. Delays movement to the nearest collection point. 8. Prevents safeguarding of enemy prisoners of war (EPWs) in order to cause embarrassment to the United States (US).

**TASK:** Attack (5-OPFOR-0001)

**CONDITION:** The opposing forces (OPFOR) element has located the enemy. The priority intelligence requirements (PIR) and other intelligence requirements have been obtained by OPFOR patrols. The OPFOR element has automatic and antiarmor weapons and light mortars.

**STANDARD:** The OPFOR element attempts to seize the terrain, vehicles, or equipment. 1. Develops an attack plan. 2. Surprises the enemy unit's main body. 3. Initiates the attack using a scheme of maneuver that exploits the enemy's flanks, gaps, and weaknesses. 4. Uses covered and concealed routes to approach the enemy forces' flanks, gaps, or weakly held areas. 5. Employs indirect fire to support the attack. 6. Penetrates enemy defenses. 7. Destroys equipment and supplies. 8. Inflicts heavy casualties. 9. Isolates the combat service support (CSS) base by blocking reinforcements. 10. Forces enemy units to displace. 11. Avoids being fixed in one position. 12. Withdraws before the CSS base is reinforced with tactical combat forces.

**TASK:** Disrupt Assembly Area (AA) Activities (5-OPFOR-0013)

**CONDITION:** Intelligence reports indicate that platoon- and company-size enemy units are operating in the opposing forces (OPFOR) area of operations. Enemy units can defend from AAs with direct fire, antiarmor weapons, and indirect fire. The enemy has close air support (CAS) and nuclear, biological, and chemical (NBC) capabilities.

**STANDARD:** The OPFOR element locates and disrupts the enemy's AA activities. 1. Locates the element's AA. 2. Probes the AA with squad- or team-size elements. 3. Inflicts more than 5 percent casualties on the element. 4. Disrupts the element's preparations (prevents or delays beyond the element's allotted time).

**TASK:** Maintain Contact (5-OPFOR-0003)

**CONDITION:** The opposing forces (OPFOR) element is engaged with enemy base defense forces. The enemy forces are withdrawing under pressure.

**STANDARD:** The OPFOR element maintains enemy contact while the enemy withdraws. 1. Engages the enemy forces decisively. 2. Advances the OPFOR as the enemy forces withdraw. 3. Inflicts heavy casualties. 4. Captures the members of the enemy force. 5. Captures documents and equipment. 6. Safeguards captured documents, equipment, and personnel.

**ELEMENTS:** Three Combat Mobility Platoons  
 Nine Combat Engineer Squads  
 Mobility Support Platoon  
 Three Mobility Sections

**TASK:** Emplace a Standard-Pattern Minefield (05-3-0112.05-R01A)  
 (FM 20-32) (FM 5-34) (FM 90-7)  
 (STANAG 2036 (ENGR))

**ITERATION:** 1 2 3 4 5 M (Circle)

**COMMANDER/LEADER ASSESSMENT:** T P U (Circle)

**CONDITIONS:** An element receives a fragmentary order (FRAGO) or an operation order (OPORD) to emplace a standard-pattern minefield. The maneuver commander determines the location, type, and composition of the minefield. Mines and antihandling devices (AHDs) are available. Digital units have performed functionality checks, and systems are operational. The maneuver unit provides security. Some iterations of this task should be performed in MOPP4.

**TASK STANDARDS:** The element emplaces a standard-pattern minefield tied to existing or reinforcing obstacles. The locations are accurate to within plus or minus 10 meters. Camouflaged mines are not detectable from 15 meters. The element completes the minefield within the time specified in the FRAGO or the OPORD. The element submits Department of the Army (DA) Form 1355. Digital units can send reports and orders using frequency-modulated (FM) or digital means. The time required to perform this task is increased when conducting it in mission-oriented protection posture (MOPP) 4.

TASK STEPS AND PERFORMANCE MEASURES	GO	NO-GO
<p>* 1. The element leader receives a FRAGO or an OPORD to emplace a standard-pattern minefield.</p> <ul style="list-style-type: none"> <li>a. Conducted a thorough map reconnaissance, including the route and the terrain.</li> <li>b. Reviewed the unit's tactical standing operating procedure (TACSOP) or standing operating procedure (SOP).</li> <li>c. Met the commander's intent and requirements for the minefield.</li> <li>d. Conducted troop-leading procedures.</li> <li>e. Conducted precombat checks (PCCs) and precombat inspections (PCIs).</li> <li>f. Conducted risk management and safety briefings according to the unit's TACSOP or SOP.</li> </ul> <p>* 2. The element leader conducts a reconnaissance of the minefield location and coordinates with the maneuver force on the exact location.</p> <ul style="list-style-type: none"> <li>a. Ensured that the maneuver force covered the minefield by fire.</li> <li>b. Ensured that the final location was tied to existing or reinforcing obstacles.</li> <li>c. Determined the approximate locations for the mine strips, landmarks, fences, approaches, and mine dumps.</li> <li>d. Selected the movement routes.</li> <li>e. Established local security.</li> </ul> <p>NOTE: For additional information on weapon ranges, see Field Manual (FM) 20-32.</p> <p>* 3. The element leader or subordinate element leaders calculate the man-hours and logistical requirements and arrange for mines to be drawn.</p> <ul style="list-style-type: none"> <li>a. Calculated the number of mines.</li> <li>b. Calculated the number of regular strips.</li> <li>c. Calculated the number of AHDs.</li> <li>d. Determined the mine cluster composition.</li> </ul>		



TASK STEPS AND PERFORMANCE MEASURES	GO	NO-GO
<p>e. Calculated the number of man-hours required to install the minefield.</p> <p>f. Calculated the amount of fencing and marking material.</p> <p>g. Calculated the number of trips required to transport mines.</p> <p>h. Calculated the amount of textile cotton tape (white engineer tape).</p> <p>* 4. The element leader uses a secure means to report to higher headquarters (HQ) or the supported maneuver unit's headquarters, the intention to lay mines (if required).</p> <p>a. Stated the tactical purpose.</p> <p>b. Reported the number and types of mines.</p> <p>c. Reported the proposed locations of mines.</p> <p>d. Identified the minefield types.</p> <p>e. Reported whether the mines would be surface-laid or buried.</p> <p>f. Reported whether AHDs were used.</p> <p>g. Identified the location and size of lanes or gaps.</p> <p>h. Reported the proposed start and completion times.</p> <p>* 5. The element leader or subordinate leaders organize the element to emplace the minefield.</p> <p>a. Organized the element into teams, to include--</p> <p>(1) The siting party, consisting of one noncommissioned officer (NCO) and three enlisted members (EMs).</p> <p>(2) The laying parties (three), consisting of one NCO and six to eight EMs per party.</p> <p>(3) The recording party, consisting of one NCO and two EMs.</p> <p>(4) The mine dump party, consisting of one NCO and other element personnel not working as members of the teams.</p> <p>(5) The marking party, consisting of one NCO and two EMs.</p> <p>NOTE: The breakdown in personnel depends on the number of personnel available at the time of the mission.</p> <p>* 6. The element leader or subordinate leaders supervise the assembly of the equipment and material to emplace the minefield during daylight or with limited visibility.</p> <p>NOTE: The quantity of equipment and material required may vary depending on the size of the minefield and the number of personnel working. The element assumes that the enemy is observing it and maintains noise and light discipline.</p> <p>* 7. The element leader reports to higher HQ or the supported maneuver unit HQ that the element has initiated the emplacement. The report includes the time, the location, and the target number.</p> <p>8. The element establishes a mine dump on the friendly side of the minefield.</p> <p>a. Selected a level site with adequate access for vehicles.</p> <p>b. Decided whether to keep the mines in trailers (mobile mine dumps).</p> <p>c. Spaced the mine dumps 150 meters apart and 50 meters behind the minefield based on mission, enemy, terrain, troops, time available, and civilian considerations (METT-TC) factors.</p> <p>NOTE: The battlefield situation and resupply techniques determine whether a mine dump is used.</p> <p>9. The element, working in its designated parties, emplaces a standard-pattern minefield within plus or minus 10 percent of the allocated time.</p> <p>a. Performed marking party operations.</p> <p>(1) The element leader designated two landmarks at the rear of the minefield.</p>		

TASK STEPS AND PERFORMANCE MEASURES	GO	NO-GO
<p>(2) The element leader designated the start point of the minefield fence.</p> <p>(3) The marking party installed the fence pickets.</p> <p>b. Performed siting party operations.</p> <p>(1) The siting party laid tape on the centerlines of each strip or row.</p> <p>(2) The element leader or subordinate leader designated lanes.</p> <p>(3) The siting party laid the tape for lanes.</p> <p>(4) The siting party augmented the other parties.</p> <p>c. Performed recording party operations while the irregular outer edge (IOE) was taped. Beginning at a landmark, the recording party NCO and the marking party recorded azimuths and distances to strips and clusters.</p> <p>d. Performed laying party operations.</p> <p>(1) Established a mine dump area upon arrival.</p> <p>(2) Uncrated and stacked the antitank mines.</p> <p>(3) Removed lids from crates containing the remaining mines.</p> <p>(4) Placed fuses and detonators in separate boxes.</p> <p>NOTE: Do not mix fuse types.</p> <p>(5) Hauled the base mines to the minefield site.</p> <p>(6) Followed the laying party NCO as he walked each lettered strip and designated the placement of each base mine (6 meters apart).</p> <p>(7) Placed mines as directed, returning to the mine dump to obtain more mines as needed.</p> <p>(8) Fusing personnel inserted the mine fuses but did not arm the mines.</p> <p>NOTE: Korea only. The NCO designates the number and the type of antipersonnel mines to place next to the base mine of each cluster.</p> <p>(9) The NCO placed a spool of trip wire next to mines to be trip wire-activated.</p> <p>(10) The NCO turned mines to be equipped with AHDs upside down.</p> <p>(11) Dug holes for mines, checked the size and positioning of the mine in the hole, placed mines next to the hole, placed the soil in a sandbag, and left the mine in the cluster.</p> <p>(12) Anchored trip wires to nails or stakes and wrapped the loose ends around fuses.</p> <p>(13) Fusing personnel began arming mines once the digging had progressed at least 25 meters.</p> <p>(14) Fusing personnel placed mines in holes, attached trip wires, then armed and camouflaged the mines, beginning with mines the farthest point from the centerline and working back.</p> <p>(15) Fusing personnel placed sandbags on the strip centerline.</p> <p>CAUTION: PERSONNEL NOT INVOLVED IN ARMING MINES MUST BE AT LEAST 25 METERS FROM THE FUSING PERSONNEL.</p> <p>(16) Fusing personnel left clusters with the AHDs unarmed until all clusters within 30 meters had been armed and all personnel had moved a safe distance away.</p> <p>(17) Fusing personnel did not arm mines located in lanes until the lanes were closed.</p> <p>(18) Fusing personnel gave their safety clips and pins to the NCO after they completed arming a strip.</p> <p>(19) The NCO verified that all mines had been armed and camouflaged.</p> <p>(20) The NCO checked the strip to ensure that the element had cleared the minefield of sandbags, tape, and other debris.</p> <p>e. The element leader or the subordinate leader received the safety clips from the laying-party NCO and buried them 30 centimeters to the rear of the start row strip markers.</p>		

TASK STEPS AND PERFORMANCE MEASURES	GO	NO-GO
<p>*10. The element leader completes DA Form 1355 and submits copies according to the unit's TACSOP or SOP.</p> <ul style="list-style-type: none"> <li>a. Reviewed the completed DA Form 1355 for correctness, ensured that it was marked with the correct classification, signed it, and forwarded it to the authorizing commander.</li> <li>b. Submitted a copy of the completed DA Form 1355 to the overwatching unit and higher HQ or the supported maneuver unit HQ as soon as possible.</li> <li>c. Submitted a copy of the completed DA Form 1355 to the proper national territorial authority and the unit's central control cell (for mine clearance information).</li> </ul> <p>*11. The element leader provides a report of completion (usually an oral report) to the authorizing commander.</p> <p>NOTE: Digital units send reports through FM or digital means, populating the Force XXI Battle Command Brigade and Below (FBCB2) System with the location of the minefield.</p>		

TASK PERFORMANCE / EVALUATION SUMMARY BLOCK							
ITERATION	1	2	3	4	5	M	TOTAL
TOTAL TASK STEPS EVALUATED							
TOTAL TASK STEPS "GO"							
TRAINING STATUS "GO"/"NO-GO"							

"\*" indicates a leader task step.

#### SUPPORTING INDIVIDUAL TASKS: NONE

#### SUPPORTING COLLECTIVE TASKS

Task Number	Task Title
05-1-0008	Prepare an Operation Order (OPORD)
05-3-1018.05-R01A	Conduct Troop-Leading Procedures

#### OPFOR TASKS AND STANDARDS

**TASK:** Defeat Obstacles (5-OPFOR-0009)

**CONDITION:** The opposing forces (OPFOR) element encounters an obstacle that blocks the avenue of approach as it advances upon the enemy forces.

**STANDARD:** The OPFOR element bypasses or breaches the enemy obstacle. 1. Detects the obstacle before halting its main body. 2. Defeats the obstacle. a. Bypasses the obstacle without entering the engagement areas. b. Breaches the obstacle within 45 minutes and passes its entire force through the obstacle. 3. Does not incur degradation to the point that the mission must be discontinued.

**TASK:** Surrender to the Capturing Unit on the Battlefield (5-OPFOR-0024)

**CONDITION:** The enemy has captured the opposing forces (OPFOR) element's soldiers, documents, and equipment sensitive to the OPFOR tactical operations.

**STANDARD:** The OPFOR soldiers retain or destroy documents and equipment. The OPFOR element surrenders documents and equipment of no tactical use to the enemy and attempts to conceal or destroy items of tactical value. The OPFOR element attempts escape and evasion. 1. Prevents the successful capture of documents and equipment. 2. Destroys documents and equipment. 3. Removes identifying markings from equipment. 4. Removes unit-identifying insignia. 5. Provides misleading information. 6. Plans an escape. 7. Delays movement to the nearest collection point. 8. Prevents safeguarding of enemy prisoners of war (EPWs) in order to cause embarrassment to the United States (US).

**TASK:** Conduct Sniper Operations (5-OPFOR-0006)

**CONDITION:** The opposing forces (OPFOR) element has assigned snipers (regular or irregular elements) in the enemy's rear area along the main supply route (MSR) and near support sites.

**STANDARD:** The OPFOR element kills or wounds targets. 1. Sets up a well-concealed location. 2. Engages vehicle drivers or personnel on foot with short bursts of semiautomatic fire. 3. Kills or wounds selected targets. 4. Prevents the position from being discovered by enemy forces. 5. Evacuates the area without being spotted. 6. Reports all specified priority intelligence requirements (PIR) and other intelligence requirements to the OPFOR headquarters (HQ).

**TASK:** Disrupt a Route Reconnaissance (5-OPFOR-0021)

**CONDITION:** The enemy is conducting a route reconnaissance. The opposing forces (OPFOR) element is positioned along the enemy's route.

**STANDARD:** The OPFOR element attempts to disrupt a squad/section conducting a route reconnaissance. 1. Prevents the unit from meeting its specified time schedule. 2. Forces the unit to deviate from its specified route. 3. Prevents the unit from reaching its assigned destination. 4. Surprises the squad/section. 5. Inflicts casualties on the unit.

**TASK:** Conduct a Raid (5-OPFOR-0004)

**CONDITION:** The opposing forces (OPFOR) element has occupied an objective rally point and has orders to conduct a raid on a combat service support (CSS) base.

**STANDARD:** The OPFOR element infiltrates the enemy's base and destroys all of the targets. 1. Surprises the enemy forces. 2. Assaults the support base and accomplishes the assigned tasks. 3. Destroys the specified equipment and supplies. 4. Avoids being decisively engaged. 5. Withdraws all personnel from the objective areas within the time prescribed. 6. Obtains all priority intelligence requirements (PIR) from the raid site. 7. Sustains only light casualties from enemy fire.

**TASK:** Disrupt Construction of Vehicle Fighting Positions (5-OPFOR-0020)

**CONDITION:** The opposing forces (OPFOR) element has located the enemy. The priority intelligence requirements (PIR) and other intelligence obtained by OPFOR patrols indicate the enemy is constructing vehicle fighting positions within its defensive area. The OPFOR element has automatic and antiarmor weapons and light mortars.

**STANDARD:** The OPFOR element attempts to disrupt the enemy's efforts to establish vehicle fighting positions. 1. Locates the defensive area. 2. Surprises the main body. 3. Penetrates the defensive area with squad-size probes. 4. Inflicts casualties on the unit. 5. Destroys vehicles. 6. Disrupts the unit's preparations (prevents or delays beyond the unit's allotted time).

**TASK:** Conduct an Attack (5-OPFOR-0008)

**CONDITION:** The enemy is conducting tactical operations. The opposing forces (OPFOR) element receives orders to attack the enemy, the area of occupation, or the main supply route (MSR) with smoke.

**STANDARD:** The OPFOR element disrupts the enemy's movement and smoke operations. 1. Determines the delivery method of the smoke attack. 2. Locates the target. 3. Delivers the smoke attack downwind. 4. Attacks the enemy with smoke, and surge attacks when the enemy responds to the smoke.

**TASK:** Disrupt a Net Control Station (NCS) (5-OPFOR-0019)

**CONDITION:** The enemy has established a NCS. The opposing forces (OPFOR) element has radio and jamming equipment.

**STANDARD:** The OPFOR element attempts to disrupt an NCS. 1. Attempts to locate the radio frequency that the unit is operating on. 2. Attempts to enter the radio net. 3. Attempts to issue "bogus" orders to a unit on the net. 4. Jams the radio frequency and forces the unit to go to an alternate frequency.

**TASK:** Disrupt an Engineer Reconnaissance (5-OPFOR-0022)

**CONDITION:** The enemy is conducting an engineer reconnaissance. The opposing forces (OPFOR) element is positioned along the enemy's route.

**STANDARD:** The OPFOR element disrupts an engineer reconnaissance. 1. Prevents the unit from meeting its specified time schedule. 2. Forces the unit to deviate from its specified route. 3. Prevents the unit from accomplishing its assigned engineer reconnaissance. 4. Surprises the unit conducting the reconnaissance.

**TASK:** Conduct an Ambush (5-OPFOR-0007)

**CONDITION:** The enemy is moving in a convoy. The opposing forces (OPFOR) element is positioned along the enemy's route.

**STANDARD:** The OPFOR element inflicts casualties on the enemy and causes vehicle and equipment damage. 1. Prepares an ambush site before the element arrives. 2. Surprises march element forces. 3. Inflicts heavy casualties within the designated kill zone. 4. Inflicts heavy damage to vehicles and equipment within the designated kill zone. 5. Delays the march element from reaching a specified destination for a specified period of time. 6. Withdraws on order. 7. Sustains no casualties. 8. Reports actions to superiors.

**TASK:** Conduct an Aerial Reconnaissance (5-OPFOR-0010)

**CONDITION:** The opposing forces (OPFOR) headquarters (HQ) element requires intelligence on the locations and identification of enemy elements. An aircraft is dispatched to take photographs and make a visual inspection of the enemy rear area.

**STANDARD:** The OPFOR element gathers photograph intelligence of the enemy. 1. Photographs the assigned sectors. 2. Makes quick visual checks where the ceiling is low. 3. Locates enemy positions in the area, particularly support and storage bases, and command and control (C2) facilities. 4. Sustains no loss of aircraft. 5. Reports priority intelligence requirements (PIR) and other information requirements to the OPFOR HQ.

**TASK:** Conduct Terrorist and Saboteur Attacks (5-OPFOR-0005)

**CONDITION:** The opposing forces (OPFOR) element dispatches small teams into the enemy's rear area to disrupt combat service support (CSS) operations.

**STANDARD:** The enemy sustains disrupted command and control (C2), destroyed equipment and supplies, and light casualties. 1. Locates rear support bases and C2 facilities. 2. Delays and disrupts CSS operations through probes. 3. Infiltrates CSS bases to conduct sabotage and terrorist activities. 4. Inflicts light casualties. 5. Destroys supplies and equipment.

**TASK:** Disrupt Defensive Preparations (5-OPFOR-0018)

**CONDITION:** The opposing forces (OPFOR) element has located the enemy. Priority intelligence requirements (PIR) and other intelligence requirements obtained by OPFOR patrols indicate that the enemy elements are establishing defensive positions. The OPFOR element has automatic and antiarmor weapons and light mortars.

**STANDARD:** The OPFOR element disrupts and delays the enemy's defensive preparations. 1. Locates and penetrates the enemy's security system. 2. Forces the enemy to delay defensive preparations. 3. Disrupts the enemy's obstacle preparations.

**TASK:** Disrupt Quartering Party Operations (5-OPFOR-0017)

**CONDITION:** The enemy is conducting quartering party operations. It has established an assembly area (AA) but has not moved in the main body.

**STANDARD:** The opposing forces (OPFOR) element attempts to disrupt quartering party operations and infiltrate the enemy's AA. 1. Locates the quartering party and the AA. 2. Surprises the main body. 3. Penetrates the AA with squad-size probes. 4. Inflicts personnel casualties and vehicle damage. 5. Disrupts the unit's preparations (prevents or delays beyond the unit's allotted time).

**TASK:** Disrupt Enemy Movement and Operations Using Tactical Nuclear Weapons (5-OPFOR-0016)

**CONDITION:** The opposing forces (OPFOR) element has located the enemy. Priority intelligence requirements (PIR) and other intelligence requirements have been obtained by OPFOR patrols. Tactical nuclear weapons are employed against key locations in the rear area.

**STANDARD:** The OPFOR element disrupts enemy movement and operations. 1. Disrupts or delays the movement of the enemy's equipment and supplies to the forward areas. 2. Destroys enemy equipment and supplies. 3. Inflicts a high rate of nuclear casualties among the enemy forces. 4. Denies the enemy the use of specified areas. 5. Contaminates the enemy's equipment and supplies.

**TASK:** Disrupt Enemy Movement and Operations Using Persistent and Nonpersistent Chemical Weapons (5-OPFOR-0015)

**CONDITION:** The opposing forces (OPFOR) element has located the enemy. Priority intelligence requirements (PIR) and other intelligence requirements have been obtained by OPFOR patrols. The OPFOR units deliver chemical agents, by means of conventional artillery weapons or aircraft, along selected supply routes and key bases in the rear area.

**STANDARD:** The OPFOR element disrupts enemy movement and operations using persistent and nonpersistent chemical weapons. 1. Delivers chemical agents in low and densely wooded areas. 2. Delays the movement of enemy supplies and equipment to the forward areas. 3. Restricts the movement of the enemy units in the rear area. 4. Channels the movement of enemy units into predesignated ambush areas. 5. Contaminates enemy supplies and equipment. 6. Inflicts a high rate of casualties on enemy forces.

**TASK:** Counter Passage of Lines (5-OPFOR-0012)

**CONDITION:** Enemy forces are in defensive positions, but they are expected to attempt passage-of-lines operations. The opposing forces (OPFOR) received orders to disrupt enemy passage-of-lines operations.

**STANDARD:** The OPFOR element delays or prevents enemy passage of lines. 1. Delays the passage. 2. Prevents the company from moving all personnel through the stationary unit. 3. Engages the main body of either the moving or the stationary unit.

**TASK:** Disrupt Movement (5-OPFOR-0014)

**CONDITION:** The enemy is expected to move through the opposing forces (OPFOR) element's area of operations. The OPFOR element has received an operation order (OPORD) or fragmentary order (FRAGO) to disrupt enemy movement. The enemy has the capability to defend with direct fire and antiarmor weapons.

**STANDARD:** The OPFOR element delays enemy movement. 1. Delays the element. 2. Forces the element to deviate from its route. 3. Prevents the element from reaching its destination. 4. Surprises the element's main body.

**TASK:** Conduct Air Attacks (5-OPFOR-0002)

**CONDITION:** The opposing forces (OPFOR) element in the rear area has forwarded the positions of the enemy support sites or the locations of moving elements. The OPFOR aircraft have been dispatched to attack enemy installations or convoys.

**STANDARD:** The OPFOR element attempts to delay, disrupt, or damage the enemy targets by air. 1. Locates the target (support sites or convoys). 2. Makes attack runs on the designated targets. 3. Inflicts heavy damage to the selected target. 4. Sustains no loss of aircraft. 5. Delays moving the force for more than one hour.

**TASK:** Defend a Minefield (5-OPFOR-0023)

**CONDITION:** The enemy is conducting a minefield sweeping operation. The opposing forces (OPFOR) element has a minefield placed in the enemy's path. The minefield is under constant observation and fire.

**STANDARD:** The OPFOR element defends a minefield against an enemy element conducting a minefield sweeping operation. 1. Prevents the unit from detecting the obstacle. 2. Disrupts the minefield sweeping operation. 3. Prevents the unit from conducting the minefield sweeping operation, prevents the unit from moving all personnel through the breach or delays the completion of the minefield sweeping operation for more than 45 minutes.

**TASK:** Attack (5-OPFOR-0001)

**CONDITION:** The opposing forces (OPFOR) element has located the enemy. The priority intelligence requirements (PIR) and other intelligence requirements have been obtained by OPFOR patrols. The OPFOR element has automatic and antiarmor weapons and light mortars.

**STANDARD:** The OPFOR element attempts to seize the terrain, vehicles, or equipment. 1. Develops an attack plan. 2. Surprises the enemy unit's main body. 3. Initiates the attack using a scheme of maneuver that exploits the enemy's flanks, gaps, and weaknesses. 4. Uses covered and concealed routes to approach the enemy forces' flanks, gaps, or weakly held areas. 5. Employs indirect fire to support the attack. 6. Penetrates enemy defenses. 7. Destroys equipment and supplies. 8. Inflicts heavy casualties. 9. Isolates the combat service support (CSS) base by blocking reinforcements. 10. Forces enemy units to displace. 11. Avoids being fixed in one position. 12. Withdraws before the CSS base is reinforced with tactical combat forces.

**TASK:** Disrupt Assembly Area (AA) Activities (5-OPFOR-0013)

**CONDITION:** Intelligence reports indicate that platoon- and company-size enemy units are operating in the opposing forces (OPFOR) area of operations. Enemy units can defend from AAs with direct fire, antiarmor weapons, and indirect fire. The enemy has close air support (CAS) and nuclear, biological, and chemical (NBC) capabilities.

**STANDARD:** The OPFOR element locates and disrupts the enemy's AA activities. 1. Locates the element's AA. 2. Probes the AA with squad- or team-size elements. 3. Inflicts more than 5 percent casualties on the element. 4. Disrupts the element's preparations (prevents or delays beyond the element's allotted time).

**TASK:** Maintain Contact (5-OPFOR-0003)

**CONDITION:** The opposing forces (OPFOR) element is engaged with enemy base defense forces. The enemy forces are withdrawing under pressure.

**STANDARD:** The OPFOR element maintains enemy contact while the enemy withdraws. 1. Engages the enemy forces decisively. 2. Advances the OPFOR as the enemy forces withdraw. 3. Inflicts heavy casualties. 4. Captures the members of the enemy force. 5. Captures documents and equipment. 6. Safeguards captured documents, equipment, and personnel.



**ELEMENTS:** Company Headquarters  
 Three Combat Mobility Platoons  
 Nine Combat Engineer Squads  
 Mobility Support Platoon  
 Three Mobility Sections

**TASK:** Conduct a Self-Extraction From Remotely Delivered Mines (05-3-0113)  
 (FM 20-32) (FM 5-250) (FM 5-34)

**ITERATION:** 1 2 3 4 5 M (Circle)

**COMMANDER/LEADER ASSESSMENT:** T P U (Circle)

**CONDITIONS:** The element is supporting a construction mission in a tactical environment. Remotely delivered mines impact on or around the element. Personnel have fragmentation armor and ballistic glasses (if available). Each vehicle is equipped with 30 meters of line and light grapnels. Digital units have performed functionality checks, and systems are operational. Some iterations of this task should be performed in MOPP4.

**TASK STANDARDS:** The element extracts all vehicles and personnel from the minefield. Digital units send and receive orders and reports and update the common operational picture (COP) using frequency-modulated (FM) or digital means. The time required to perform this task is increased when conducting it in mission-oriented protection posture (MOPP) 4.

TASK STEPS AND PERFORMANCE MEASURES	GO	NO-GO
<p>1. The individual who first discovers a mine initiates the alarm according to the unit's standing operating procedure (SOP).            NOTE: Digital units send alert messaging and populate the Army Battle Command System (ABCS) with the location and/or send reports using FM or digital means according to the unit's tactical standing operating procedure (TACSOP).</p> <p>2. Command post (CP) personnel receive the alarm and alert units.</p> <p>a. Notified all elements. If the element was--</p> <ol style="list-style-type: none"> <li>(1) Mounted, it accelerated and moved out of the area. When tactically feasible, the element moved in a column along a hard-surfaced road, watching for mines along the route.</li> <li>(2) Dismounted, it moved rapidly out of the area along the best-cleared route, watching for mines and trip wires.</li> <li>(3) Dismounted and deployed in a bivouac or assembly area (AA), it departed immediately along a hard-surfaced road (if practical), watching for mines along the route. The element abandoned all equipment and vehicles that came in contact with mines.</li> <li>(4) Unable to depart immediately, it remained in covered or protected positions until the minefield was deployed. The element carefully cleared mines from positions through detonation and departed as soon as it was feasible, following a hard-surfaced road (if practical) and watching for mines along the route. The element abandoned all equipment and vehicles that came in contact with mines.</li> </ol> <p>b. Informed higher headquarters (HQ) and adjacent units of the situation and included a description of the mines and the extent to which they were employed.</p> <p>c. Requested counterbattery fire (if the mines were artillery-delivered).</p> <p>* 3. Vehicle commanders check the immediate area and element personnel remove any mines and trip wires from vehicles. Element personnel--</p>		

TASK STEPS AND PERFORMANCE MEASURES	GO	NO-GO
<p>a. Dismounted and inspected the vehicles for mines and trip wires.</p> <p>b. Removed trip wires from soft-skinned vehicles using a grapnel or a similar device.</p> <p>NOTE: When using a grapnel to remove trip wires, throw the grapnel away from the covered position. Sound a warning to others in the area before throwing the grapnel.</p> <p>c. Left any vehicles touching or blocked in by antitank (AT) mines until the rest of the unit was out of the minefield.</p> <p>* 4. Element leaders identify unmovable vehicles and designate one or more lanes as exit lanes to allow remaining personnel and vehicles to leave the minefield, normally along previously used access routes.</p> <p>5. Element personnel mark designated lanes and destroy or remove mines within them.</p> <p>a. Used visual means to locate mines and marked the vehicle lanes. The lanes were at least 5 meters wide. The lanes were marked according to the tactical situation and threat; however, marked areas also allowed personnel to reenter the minefield and recover equipment or vehicles.</p> <p>b. Destroyed or removed all mines in the lanes (using a grapnel hook or other means) as directed by the company commander. Detonated only unmovable mines, reducing the likelihood of fragmentation injuries and equipment damage.</p> <p>* 6. Vehicle commanders direct the personnel ground-guiding vehicles out of the minefield, ensuring that--</p> <p>a. Individual elements moved only when directed to do so by the chain of command.</p> <p>b. Any equipment not in contact with a mine or a trip wire was placed onto vehicles.</p> <p>c. Individual crews ground-guided vehicles to a designated lane or allowed them to exit the minefield on their own.</p> <p>7. Company personnel remove any equipment or vehicles remaining after the initial extraction from the minefield.</p> <p>a. Reentered the minefield using the same exit routes.</p> <p>b. Detonated the minimum number of mines necessary to remove vehicles or equipment from the minefield.</p> <p>c. Avoided contact with mines and took all possible precautions to ensure that they were not jarred.</p> <p>d. Placed sandbags near mines to minimize vehicle and equipment damage.</p> <p>e. Removed mines from the equipment using a line or other remote means, and ensured that all personnel remained at a safe distance.</p> <p>f. Placed explosive charges to minimize vehicle damage when detonating mines on the ground.</p> <p>8. If the position cannot be evacuated, element personnel clear sufficient mines to allow mission accomplishment.</p> <p>a. Cleared the communication lanes between positions.</p> <p>b. Marked the communication lanes between positions.</p> <p>c. Placed sandbags around mines to prevent injury and damage to the equipment from the detonation.</p>		

TASK PERFORMANCE / EVALUATION SUMMARY BLOCK							
ITERATION	1	2	3	4	5	M	TOTAL
TOTAL TASK STEPS EVALUATED							
TOTAL TASK STEPS "GO"							
TRAINING STATUS "GO"/"NO-GO"							

"\*" indicates a leader task step.

#### SUPPORTING INDIVIDUAL TASKS

Task Number	Task Title
052-192-2150	Setup an M93 Wide Area Munitions (Hornet), Pre-Operation
052-192-2151	Operate an M71 Remote Control Unit (for Hornet)
052-192-2152	Emplace an M93 Wide Area Munitions (Hornet) for Remote Operations
052-192-3201	Direct the Emplacement of an M93 Wide Area Munitions (Hornet) for Area Distribution
052-192-3202	Direct the Emplacement of an M93 Wide Area Munitions (Hornet) in a Gauntlet
052-192-3203	Direct the Employment of an M93 Wide Area Munitions (Hornet) with a Conventional Minefield
052-192-4201	Supervise the Placement of an M93 Wide Area Munitions (Hornet) Field
052-193-2030	Clear Misfires

#### SUPPORTING COLLECTIVE TASKS

Task Number	Task Title
05-2-1218	Conduct Report Procedures

#### OPFOR TASKS AND STANDARDS

**TASK:** Attack (5-OPFOR-0001)

**CONDITION:** The opposing forces (OPFOR) element has located the enemy. The priority intelligence requirements (PIR) and other intelligence requirements have been obtained by OPFOR patrols. The OPFOR element has automatic and antiarmor weapons and light mortars.

**STANDARD:** The OPFOR element attempts to seize the terrain, vehicles, or equipment. 1. Develops an attack plan. 2. Surprises the enemy unit's main body. 3. Initiates the attack using a scheme of maneuver that exploits the enemy's flanks, gaps, and weaknesses. 4. Uses covered and concealed routes to approach the enemy forces' flanks, gaps, or weakly held areas. 5. Employs indirect fire to support the attack. 6. Penetrates enemy defenses. 7. Destroys equipment and supplies. 8. Inflicts heavy casualties. 9. Isolates the combat service support (CSS) base by blocking reinforcements. 10. Forces enemy units to displace. 11. Avoids being fixed in one position. 12. Withdraws before the CSS base is reinforced with tactical combat forces.

**TASK:** Surrender to the Capturing Unit on the Battlefield (5-OPFOR-0024)

**CONDITION:** The enemy has captured the opposing forces (OPFOR) element's soldiers, documents, and equipment sensitive to the OPFOR tactical operations.

**STANDARD:** The OPFOR soldiers retain or destroy documents and equipment. The OPFOR element surrenders documents and equipment of no tactical use to the enemy and attempts to conceal or destroy items of tactical value. The OPFOR element attempts escape and evasion. 1. Prevents the successful capture of documents and equipment. 2. Destroys documents and equipment. 3. Removes identifying markings from equipment. 4. Removes unit-identifying insignia. 5. Provides misleading information. 6. Plans an escape. 7. Delays movement to the nearest collection point. 8. Prevents safeguarding of enemy prisoners of war (EPWs) in order to cause embarrassment to the United States (US).

**TASK:** Conduct Sniper Operations (5-OPFOR-0006)

**CONDITION:** The opposing forces (OPFOR) element has assigned snipers (regular or irregular elements) in the enemy's rear area along the main supply route (MSR) and near support sites.

**STANDARD:** The OPFOR element kills or wounds targets. 1. Sets up a well-concealed location. 2. Engages vehicle drivers or personnel on foot with short bursts of semiautomatic fire. 3. Kills or wounds selected targets. 4. Prevents the position from being discovered by enemy forces. 5. Evacuates the area without being spotted. 6. Reports all specified priority intelligence requirements (PIR) and other intelligence requirements to the OPFOR headquarters (HQ).

**TASK:** Conduct a Raid (5-OPFOR-0004)

**CONDITION:** The opposing forces (OPFOR) element has occupied an objective rally point and has orders to conduct a raid on a combat service support (CSS) base.

**STANDARD:** The OPFOR element infiltrates the enemy's base and destroys all of the targets. 1. Surprises the enemy forces. 2. Assaults the support base and accomplishes the assigned tasks. 3. Destroys the specified equipment and supplies. 4. Avoids being decisively engaged. 5. Withdraws all personnel from the objective areas within the time prescribed. 6. Obtains all priority intelligence requirements (PIR) from the raid site. 7. Sustains only light casualties from enemy fire.

**TASK:** Conduct an Attack (5-OPFOR-0008)

**CONDITION:** The enemy is conducting tactical operations. The opposing forces (OPFOR) element receives orders to attack the enemy, the area of occupation, or the main supply route (MSR) with smoke.

**STANDARD:** The OPFOR element disrupts the enemy's movement and smoke operations. 1. Determines the delivery method of the smoke attack. 2. Locates the target. 3. Delivers the smoke attack downwind. 4. Attacks the enemy with smoke, and surge attacks when the enemy responds to the smoke.

**TASK:** Disrupt a Net Control Station (NCS) (5-OPFOR-0019)

**CONDITION:** The enemy has established a NCS. The opposing forces (OPFOR) element has radio and jamming equipment.

**STANDARD:** The OPFOR element attempts to disrupt an NCS. 1. Attempts to locate the radio frequency that the unit is operating on. 2. Attempts to enter the radio net. 3. Attempts to issue "bogus" orders to a unit on the net. 4. Jams the radio frequency and forces the unit to go to an alternate frequency.

**TASK:** Disrupt Construction of Vehicle Fighting Positions (5-OPFOR-0020)

**CONDITION:** The opposing forces (OPFOR) element has located the enemy. The priority intelligence requirements (PIR) and other intelligence obtained by OPFOR patrols indicate the enemy is constructing vehicle fighting positions within its defensive area. The OPFOR element has automatic and antiarmor weapons and light mortars.

**STANDARD:** The OPFOR element attempts to disrupt the enemy's efforts to establish vehicle fighting positions. 1. Locates the defensive area. 2. Surprises the main body. 3. Penetrates the defensive area with squad-size probes. 4. Inflicts casualties on the unit. 5. Destroys vehicles. 6. Disrupts the unit's preparations (prevents or delays beyond the unit's allotted time).

**TASK:** Defeat Obstacles (5-OPFOR-0009)

**CONDITION:** The opposing forces (OPFOR) element encounters an obstacle that blocks the avenue of approach as it advances upon the enemy forces.

**STANDARD:** The OPFOR element bypasses or breaches the enemy obstacle. 1. Detects the obstacle before halting its main body. 2. Defeats the obstacle. a. Bypasses the obstacle without entering the engagement areas. b. Breaches the obstacle within 45 minutes and passes its entire force through the obstacle. 3. Does not incur degradation to the point that the mission must be discontinued.

**TASK:** Disrupt an Engineer Reconnaissance (5-OPFOR-0022)

**CONDITION:** The enemy is conducting an engineer reconnaissance. The opposing forces (OPFOR) element is positioned along the enemy's route.

**STANDARD:** The OPFOR element disrupts an engineer reconnaissance. 1. Prevents the unit from meeting its specified time schedule. 2. Forces the unit to deviate from its specified route. 3. Prevents the unit from accomplishing its assigned engineer reconnaissance. 4. Surprises the unit conducting the reconnaissance.

**TASK:** Conduct an Aerial Reconnaissance (5-OPFOR-0010)

**CONDITION:** The opposing forces (OPFOR) headquarters (HQ) element requires intelligence on the locations and identification of enemy elements. An aircraft is dispatched to take photographs and make a visual inspection of the enemy rear area.

**STANDARD:** The OPFOR element gathers photograph intelligence of the enemy. 1. Photographs the assigned sectors. 2. Makes quick visual checks where the ceiling is low. 3. Locates enemy positions in the area, particularly support and storage bases, and command and control (C2) facilities. 4. Sustains no loss of aircraft. 5. Reports priority intelligence requirements (PIR) and other information requirements to the OPFOR HQ.

**TASK:** Conduct Terrorist and Saboteur Attacks (5-OPFOR-0005)

**CONDITION:** The opposing forces (OPFOR) element dispatches small teams into the enemy's rear area to disrupt combat service support (CSS) operations.

**STANDARD:** The enemy sustains disrupted command and control (C2), destroyed equipment and supplies, and light casualties. 1. Locates rear support bases and C2 facilities. 2. Delays and disrupts CSS operations through probes. 3. Infiltrates CSS bases to conduct sabotage and terrorist activities. 4. Inflicts light casualties. 5. Destroys supplies and equipment.

**TASK:** Disrupt Defensive Preparations (5-OPFOR-0018)

**CONDITION:** The opposing forces (OPFOR) element has located the enemy. Priority intelligence requirements (PIR) and other intelligence requirements obtained by OPFOR patrols indicate that the enemy elements are establishing defensive positions. The OPFOR element has automatic and antiarmor weapons and light mortars.

**STANDARD:** The OPFOR element disrupts and delays the enemy's defensive preparations. 1. Locates and penetrates the enemy's security system. 2. Forces the enemy to delay defensive preparations. 3. Disrupts the enemy's obstacle preparations.

**TASK:** Disrupt Quartering Party Operations (5-OPFOR-0017)

**CONDITION:** The enemy is conducting quartering party operations. It has established an assembly area (AA) but has not moved in the main body.

**STANDARD:** The opposing forces (OPFOR) element attempts to disrupt quartering party operations and infiltrate the enemy's AA. 1. Locates the quartering party and the AA. 2. Surprises the main body. 3. Penetrates the AA with squad-size probes. 4. Inflicts personnel casualties and vehicle damage. 5. Disrupts the unit's preparations (prevents or delays beyond the unit's allotted time).

**TASK:** Disrupt Enemy Movement and Operations Using Tactical Nuclear Weapons (5-OPFOR-0016)

**CONDITION:** The opposing forces (OPFOR) element has located the enemy. Priority intelligence requirements (PIR) and other intelligence requirements have been obtained by OPFOR patrols. Tactical nuclear weapons are employed against key locations in the rear area.

**STANDARD:** The OPFOR element disrupts enemy movement and operations. 1. Disrupts or delays the movement of the enemy's equipment and supplies to the forward areas. 2. Destroys enemy equipment and supplies. 3. Inflicts a high rate of nuclear casualties among the enemy forces. 4. Denies the enemy the use of specified areas. 5. Contaminates the enemy's equipment and supplies.

**TASK:** Disrupt Enemy Movement and Operations Using Persistent and Nonpersistent Chemical Weapons (5-OPFOR-0015)

**CONDITION:** The opposing forces (OPFOR) element has located the enemy. Priority intelligence requirements (PIR) and other intelligence requirements have been obtained by OPFOR patrols. The OPFOR units deliver chemical agents, by means of conventional artillery weapons or aircraft, along selected supply routes and key bases in the rear area.

**STANDARD:** The OPFOR element disrupts enemy movement and operations using persistent and nonpersistent chemical weapons. 1. Delivers chemical agents in low and densely wooded areas. 2. Delays the movement of enemy supplies and equipment to the forward areas. 3. Restricts the movement of the enemy units in the rear area. 4. Channels the movement of enemy units into predesignated ambush areas. 5. Contaminates enemy supplies and equipment. 6. Inflicts a high rate of casualties on enemy forces.

**TASK:** Counter Passage of Lines (5-OPFOR-0012)

**CONDITION:** Enemy forces are in defensive positions, but they are expected to attempt passage-of-lines operations. The opposing forces (OPFOR) received orders to disrupt enemy passage-of-lines operations.

**STANDARD:** The OPFOR element delays or prevents enemy passage of lines. 1. Delays the passage. 2. Prevents the company from moving all personnel through the stationary unit. 3. Engages the main body of either the moving or the stationary unit.

**TASK:** Disrupt Movement (5-OPFOR-0014)

**CONDITION:** The enemy is expected to move through the opposing forces (OPFOR) element's area of operations. The OPFOR element has received an operation order (OPORD) or fragmentary order (FRAGO) to disrupt enemy movement. The enemy has the capability to defend with direct fire and antiarmor weapons.

**STANDARD:** The OPFOR element delays enemy movement. 1. Delays the element. 2. Forces the element to deviate from its route. 3. Prevents the element from reaching its destination. 4. Surprises the element's main body.

**TASK:** Conduct Air Attacks (5-OPFOR-0002)

**CONDITION:** The opposing forces (OPFOR) element in the rear area has forwarded the positions of the enemy support sites or the locations of moving elements. The OPFOR aircraft have been dispatched to attack enemy installations or convoys.

**STANDARD:** The OPFOR element attempts to delay, disrupt, or damage the enemy targets by air. 1. Locates the target (support sites or convoys). 2. Makes attack runs on the designated targets. 3. Inflicts heavy damage to the selected target. 4. Sustains no loss of aircraft. 5. Delays moving the force for more than one hour.

**TASK:** Defend a Minefield (5-OPFOR-0023)

**CONDITION:** The enemy is conducting a minefield sweeping operation. The opposing forces (OPFOR) element has a minefield placed in the enemy's path. The minefield is under constant observation and fire.

**STANDARD:** The OPFOR element defends a minefield against an enemy element conducting a minefield sweeping operation. 1. Prevents the unit from detecting the obstacle. 2. Disrupts the minefield sweeping operation. 3. Prevents the unit from conducting the minefield sweeping operation, prevents the unit from moving all personnel through the breach or delays the completion of the minefield sweeping operation for more than 45 minutes.

**TASK:** Disrupt Assembly Area (AA) Activities (5-OPFOR-0013)

**CONDITION:** Intelligence reports indicate that platoon- and company-size enemy units are operating in the opposing forces (OPFOR) area of operations. Enemy units can defend from AAs with direct fire, antiarmor weapons, and indirect fire. The enemy has close air support (CAS) and nuclear, biological, and chemical (NBC) capabilities.

**STANDARD:** The OPFOR element locates and disrupts the enemy's AA activities. 1. Locates the element's AA. 2. Probes the AA with squad- or team-size elements. 3. Inflicts more than 5 percent casualties on the element. 4. Disrupts the element's preparations (prevents or delays beyond the element's allotted time).

**TASK:** Conduct an Ambush (5-OPFOR-0007)

**CONDITION:** The enemy is moving in a convoy. The opposing forces (OPFOR) element is positioned along the enemy's route.

**STANDARD:** The OPFOR element inflicts casualties on the enemy and causes vehicle and equipment damage. 1. Prepares an ambush site before the element arrives. 2. Surprises march element forces. 3. Inflicts heavy casualties within the designated kill zone. 4. Inflicts heavy damage to vehicles and equipment within the designated kill zone. 5. Delays the march element from reaching a specified destination for a specified period of time. 6. Withdraws on order. 7. Sustains no casualties. 8. Reports actions to superiors.

**TASK:** Maintain Contact (5-OPFOR-0003)

**CONDITION:** The opposing forces (OPFOR) element is engaged with enemy base defense forces. The enemy forces are withdrawing under pressure.

**STANDARD:** The OPFOR element maintains enemy contact while the enemy withdraws. 1. Engages the enemy forces decisively. 2. Advances the OPFOR as the enemy forces withdraw. 3. Inflicts heavy casualties. 4. Captures the members of the enemy force. 5. Captures documents and equipment. 6. Safeguards captured documents, equipment, and personnel.

**TASK:** Disrupt a Route Reconnaissance (5-OPFOR-0021)

**CONDITION:** The enemy is conducting a route reconnaissance. The opposing forces (OPFOR) element is positioned along the enemy's route.

**STANDARD:** The OPFOR element attempts to disrupt a squad/section conducting a route reconnaissance. 1. Prevents the unit from meeting its specified time schedule. 2. Forces the unit to deviate from its specified route. 3. Prevents the unit from reaching its assigned destination. 4. Surprises the squad/section. 5. Inflicts casualties on the unit.



**ELEMENTS:** Company Headquarters  
 Three Combat Mobility Platoons  
 Nine Combat Engineer Squads  
 Mobility Support Platoon  
 Three Mobility Sections

**TASK:** Support Breaching Operations (05-3-0114)  
 (FM 3-34.2) (FM 101-5-1) (FM 20-32)  
 (FM 5-34)

**ITERATION:** 1 2 3 4 5 M (Circle)

**COMMANDER/LEADER ASSESSMENT:** T P U (Circle)

**CONDITIONS:** An engineer company is performing continuous tactical operations in darkness and daylight, under all weather conditions. The engineer company is supporting a maneuver task force (TF) that has an established command or support relationship. The TF has the mission of conducting an offensive operation and has designated support, breach, and assault forces. Digital units have performed functionality checks, and systems are operational. Some iterations of this task should be performed in MOPP4.

**TASK STANDARDS:** The company creates lanes through obstacles, as directed by the TF commander, to maintain the momentum of the attack. Friendly forces sustain no casualties while using the marked lanes. Digital units send and receive reports via frequency-modulated (FM) or digital means according to the unit's tactical standing operating procedure (TACSOP). The time required to perform this task is increased when conducting it in mission-oriented protection posture (MOPP) 4.

TASK STEPS AND PERFORMANCE MEASURES	GO	NO-GO
<p>* 1. The company commander conducts the military decision-making process (MDMP) with an emphasis on preparing for breaching operations.</p> <ul style="list-style-type: none"> <li>a. Identified the personnel and equipment needed and task-organized platoons to breach obstacles in support of the attack.</li> <li>b. Rehearsed the mission with the company leaders.</li> <li>c. Ensured that each element understood its mission.</li> <li>d. Ensured that the equipment was checked for serviceability and that the company had the items specified in the unit's standing operating procedure (SOP) as well as those items required for the specific mission.</li> </ul> <p>NOTE: To support a deliberate attack, an engineer company may require augmentation with the following additional equipment and personnel: an armored vehicle-launched bridge (AVLB), mine-clearing line charges (MICLICs), and up to two additional platoons.</p> <ul style="list-style-type: none"> <li>e. Identified engineer-required Class V munitions. Requested the munitions through the maneuver unit.</li> <li>f. Task-organized the company and equipment to support the mission, identifying the engineer support needed for the breach and assault forces. Priority went to the breach force.</li> <li>g. Coordinated with the maneuver commander or the Operations and Training Officer (US Army) (S3) to place the unit in combat formation.</li> </ul> <p>NOTE: The engineer company's leadership must be very familiar with the maneuver unit's TACSOP.</p> <p>2. The company conducts actions in the assembly area (AA).</p> <ul style="list-style-type: none"> <li>a. Performed precombat checks (PCCs) with special emphasis on the breaching equipment.</li> </ul>		

TASK STEPS AND PERFORMANCE MEASURES	GO	NO-GO
<p>b. Established a linkup with the breach and assault force commanders. c. Performed detailed rehearsals with the breach and assault force elements.</p> <p>3. The company moves with the maneuver unit to the last covered and concealed location before the obstacles.</p> <p>4. The company, as directed by the maneuver commander, takes action according to the maneuver unit's TACSOP.</p> <p>* 5. The company commander positions the subordinate elements well forward and integrates them into the breach and assault force combat formations. The commander anticipates locations or events where engineer support is essential.</p> <p>* 6. The company commander anticipates obstacle locations based on the engineer battlefield assessment (EBA).</p> <p>7. The company supports the breaching operation.</p> <p>* 8. The company commander directs engineer platoons to conduct an enemy obstacle reconnaissance.</p> <p>* 9. The company commander advises the maneuver commander on the best location to bypass or breach the obstacle(s).</p> <p>10. The company supports breach and assault forces. Priority goes to the breach force. The company may provide limited support to allow the support force to move into an overwatch position.</p> <p>*11. The company commander directs the engineer elements supporting the breach force to reduce the tactical obstacles along the attack axis. The elements are prepared to support mounted and dismounted attacks.</p> <p>a. Ensured that there was at least one lane per assaulting element or two lanes per TF.</p> <p>b. Created a lane in 10 minutes or less when personnel or equipment was exposed to direct or observed indirect fire.</p> <p>NOTE: The 10-minute time limit refers to the time allowed to reduce the obstacle or to create the lane. It is the maximum time permitted for the personnel and equipment to remain exposed in front of the obstacle.</p> <p>c. Conducted breaching operations by stealth or at a location where the unit was not under enemy fire. No time standard was established.</p> <p>NOTE: Digital units populate the Force XXI Battle Command Brigade and Below (FBCB2) System with the location of the breach site and lane(s) to provide current situational awareness.</p> <p>*12. The company commander retains the ability to reinforce or supplement the efforts of the forward platoons.</p> <p>13. The company marks lanes according to the unit's TACSOP.</p> <p>*14. The company commander reports lane locations according to the unit's TACSOP.</p> <p>15. The company prepares to continue the mission.</p> <p>*16. The company commander reports lane or obstacle locations to the higher headquarters (HQ) according to the unit's TACSOP.</p> <p>17. The company conducts a lane or obstacle handoff.</p>		

TASK STEPS AND PERFORMANCE MEASURES	GO	NO-GO
*18. The company commander directs an engineer platoon or squad to remain at the lane or the obstacle to hand it over to the follow-on engineer unit. The lane or the obstacle is expediently marked, and the marking method is explained to the follow-on engineer unit.		
19. The company supports the maneuver unit's assault on the objective.		

TASK PERFORMANCE / EVALUATION SUMMARY BLOCK							
ITERATION	1	2	3	4	5	M	TOTAL
TOTAL TASK STEPS EVALUATED							
TOTAL TASK STEPS "GO"							
TRAINING STATUS "GO"/"NO-GO"							

"\*" indicates a leader task step.

#### SUPPORTING INDIVIDUAL TASKS

Task Number	Task Title
052-192-4053	Supervise Minefield Breaching Operations
052-194-4007	Execute a Complex Obstacle Breach
052-226-1013	Retrieve the Armored Vehicle-Launched Bridge (AVLB): Operator

#### SUPPORTING COLLECTIVE TASKS

Task Number	Task Title
05-2-7008	Prepare an Operation Order (OPORD) (Company/Platoon)
05-3-1600	Receive a Logistics Package (LOGPAC)

#### OPFOR TASKS AND STANDARDS

**TASK:** Counter Passage of Lines (5-OPFOR-0012)

**CONDITION:** Enemy forces are in defensive positions, but they are expected to attempt passage-of-lines operations. The opposing forces (OPFOR) received orders to disrupt enemy passage-of-lines operations.

**STANDARD:** The OPFOR element delays or prevents enemy passage of lines. 1. Delays the passage. 2. Prevents the company from moving all personnel through the stationary unit. 3. Engages the main body of either the moving or the stationary unit.

**TASK:** Disrupt Movement (5-OPFOR-0014)

**CONDITION:** The enemy is expected to move through the opposing forces (OPFOR) element's area of operations. The OPFOR element has received an operation order (OPORD) or fragmentary order (FRAGO) to disrupt enemy movement. The enemy has the capability to defend with direct fire and antiarmor weapons.

**STANDARD:** The OPFOR element delays enemy movement. 1. Delays the element. 2. Forces the element to deviate from its route. 3. Prevents the element from reaching its destination. 4. Surprises the element's main body.

**TASK:** Disrupt Construction of Vehicle Fighting Positions (5-OPFOR-0020)

**CONDITION:** The opposing forces (OPFOR) element has located the enemy. The priority intelligence requirements (PIR) and other intelligence obtained by OPFOR patrols indicate the enemy is constructing vehicle fighting positions within its defensive area. The OPFOR element has automatic and antiarmor weapons and light mortars.

**STANDARD:** The OPFOR element attempts to disrupt the enemy's efforts to establish vehicle fighting positions. 1. Locates the defensive area. 2. Surprises the main body. 3. Penetrates the defensive area with squad-size probes. 4. Inflicts casualties on the unit. 5. Destroys vehicles. 6. Disrupts the unit's preparations (prevents or delays beyond the unit's allotted time).

**TASK:** Surrender to the Capturing Unit on the Battlefield (5-OPFOR-0024)

**CONDITION:** The enemy has captured the opposing forces (OPFOR) element's soldiers, documents, and equipment sensitive to the OPFOR tactical operations.

**STANDARD:** The OPFOR soldiers retain or destroy documents and equipment. The OPFOR element surrenders documents and equipment of no tactical use to the enemy and attempts to conceal or destroy items of tactical value. The OPFOR element attempts escape and evasion. 1. Prevents the successful capture of documents and equipment. 2. Destroys documents and equipment. 3. Removes identifying markings from equipment. 4. Removes unit-identifying insignia. 5. Provides misleading information. 6. Plans an escape. 7. Delays movement to the nearest collection point. 8. Prevents safeguarding of enemy prisoners of war (EPWs) in order to cause embarrassment to the United States (US).

**TASK:** Conduct a Raid (5-OPFOR-0004)

**CONDITION:** The opposing forces (OPFOR) element has occupied an objective rally point and has orders to conduct a raid on a combat service support (CSS) base.

**STANDARD:** The OPFOR element infiltrates the enemy's base and destroys all of the targets. 1. Surprises the enemy forces. 2. Assaults the support base and accomplishes the assigned tasks. 3. Destroys the specified equipment and supplies. 4. Avoids being decisively engaged. 5. Withdraws all personnel from the objective areas within the time prescribed. 6. Obtains all priority intelligence requirements (PIR) from the raid site. 7. Sustains only light casualties from enemy fire.

**TASK:** Conduct Sniper Operations (5-OPFOR-0006)

**CONDITION:** The opposing forces (OPFOR) element has assigned snipers (regular or irregular elements) in the enemy's rear area along the main supply route (MSR) and near support sites.

**STANDARD:** The OPFOR element kills or wounds targets. 1. Sets up a well-concealed location. 2. Engages vehicle drivers or personnel on foot with short bursts of semiautomatic fire. 3. Kills or wounds selected targets. 4. Prevents the position from being discovered by enemy forces. 5. Evacuates the area without being spotted. 6. Reports all specified priority intelligence requirements (PIR) and other intelligence requirements to the OPFOR headquarters (HQ).

**TASK:** Disrupt a Net Control Station (NCS) (5-OPFOR-0019)

**CONDITION:** The enemy has established a NCS. The opposing forces (OPFOR) element has radio and jamming equipment.

**STANDARD:** The OPFOR element attempts to disrupt an NCS. 1. Attempts to locate the radio frequency that the unit is operating on. 2. Attempts to enter the radio net. 3. Attempts to issue "bogus" orders to a unit on the net. 4. Jams the radio frequency and forces the unit to go to an alternate frequency.

**TASK:** Disrupt a Route Reconnaissance (5-OPFOR-0021)

**CONDITION:** The enemy is conducting a route reconnaissance. The opposing forces (OPFOR) element is positioned along the enemy's route.

**STANDARD:** The OPFOR element attempts to disrupt a squad/section conducting a route reconnaissance. 1. Prevents the unit from meeting its specified time schedule. 2. Forces the unit to deviate from its specified route. 3. Prevents the unit from reaching its assigned destination. 4. Surprises the squad/section. 5. Inflicts casualties on the unit.

**TASK:** Conduct an Attack (5-OPFOR-0008)

**CONDITION:** The enemy is conducting tactical operations. The opposing forces (OPFOR) element receives orders to attack the enemy, the area of occupation, or the main supply route (MSR) with smoke.

**STANDARD:** The OPFOR element disrupts the enemy's movement and smoke operations. 1. Determines the delivery method of the smoke attack. 2. Locates the target. 3. Delivers the smoke attack downwind. 4. Attacks the enemy with smoke, and surge attacks when the enemy responds to the smoke.

**TASK:** Defeat Obstacles (5-OPFOR-0009)

**CONDITION:** The opposing forces (OPFOR) element encounters an obstacle that blocks the avenue of approach as it advances upon the enemy forces.

**STANDARD:** The OPFOR element bypasses or breaches the enemy obstacle. 1. Detects the obstacle before halting its main body. 2. Defeats the obstacle. a. Bypasses the obstacle without entering the engagement areas. b. Breaches the obstacle within 45 minutes and passes its entire force through the obstacle. 3. Does not incur degradation to the point that the mission must be discontinued.

**TASK:** Disrupt an Engineer Reconnaissance (5-OPFOR-0022)

**CONDITION:** The enemy is conducting an engineer reconnaissance. The opposing forces (OPFOR) element is positioned along the enemy's route.

**STANDARD:** The OPFOR element disrupts an engineer reconnaissance. 1. Prevents the unit from meeting its specified time schedule. 2. Forces the unit to deviate from its specified route. 3. Prevents the unit from accomplishing its assigned engineer reconnaissance. 4. Surprises the unit conducting the reconnaissance.

**TASK:** Conduct an Ambush (5-OPFOR-0007)

**CONDITION:** The enemy is moving in a convoy. The opposing forces (OPFOR) element is positioned along the enemy's route.

**STANDARD:** The OPFOR element inflicts casualties on the enemy and causes vehicle and equipment damage. 1. Prepares an ambush site before the element arrives. 2. Surprises march element forces. 3. Inflicts heavy casualties within the designated kill zone. 4. Inflicts heavy damage to vehicles and equipment within the designated kill zone. 5. Delays the march element from reaching a specified destination for a specified period of time. 6. Withdraws on order. 7. Sustains no casualties. 8. Reports actions to superiors.

**TASK:** Conduct an Aerial Reconnaissance (5-OPFOR-0010)

**CONDITION:** The opposing forces (OPFOR) headquarters (HQ) element requires intelligence on the locations and identification of enemy elements. An aircraft is dispatched to take photographs and make a visual inspection of the enemy rear area.

**STANDARD:** The OPFOR element gathers photograph intelligence of the enemy. 1. Photographs the assigned sectors. 2. Makes quick visual checks where the ceiling is low. 3. Locates enemy positions in the area, particularly support and storage bases, and command and control (C2) facilities. 4. Sustains no loss of aircraft. 5. Reports priority intelligence requirements (PIR) and other information requirements to the OPFOR HQ.

**TASK:** Conduct Terrorist and Saboteur Attacks (5-OPFOR-0005)

**CONDITION:** The opposing forces (OPFOR) element dispatches small teams into the enemy's rear area to disrupt combat service support (CSS) operations.

**STANDARD:** The enemy sustains disrupted command and control (C2), destroyed equipment and supplies, and light casualties. 1. Locates rear support bases and C2 facilities. 2. Delays and disrupts CSS operations through probes. 3. Infiltrates CSS bases to conduct sabotage and terrorist activities. 4. Inflicts light casualties. 5. Destroys supplies and equipment.

**TASK:** Disrupt Defensive Preparations (5-OPFOR-0018)

**CONDITION:** The opposing forces (OPFOR) element has located the enemy. Priority intelligence requirements (PIR) and other intelligence requirements obtained by OPFOR patrols indicate that the enemy elements are establishing defensive positions. The OPFOR element has automatic and antiarmor weapons and light mortars.

**STANDARD:** The OPFOR element disrupts and delays the enemy's defensive preparations. 1. Locates and penetrates the enemy's security system. 2. Forces the enemy to delay defensive preparations. 3. Disrupts the enemy's obstacle preparations.

**TASK:** Disrupt Quartering Party Operations (5-OPFOR-0017)

**CONDITION:** The enemy is conducting quartering party operations. It has established an assembly area (AA) but has not moved in the main body.

**STANDARD:** The opposing forces (OPFOR) element attempts to disrupt quartering party operations and infiltrate the enemy's AA. 1. Locates the quartering party and the AA. 2. Surprises the main body. 3. Penetrates the AA with squad-size probes. 4. Inflicts personnel casualties and vehicle damage. 5. Disrupts the unit's preparations (prevents or delays beyond the unit's allotted time).

**TASK:** Disrupt Enemy Movement and Operations Using Tactical Nuclear Weapons (5-OPFOR-0016)

**CONDITION:** The opposing forces (OPFOR) element has located the enemy. Priority intelligence requirements (PIR) and other intelligence requirements have been obtained by OPFOR patrols. Tactical nuclear weapons are employed against key locations in the rear area.

**STANDARD:** The OPFOR element disrupts enemy movement and operations. 1. Disrupts or delays the movement of the enemy's equipment and supplies to the forward areas. 2. Destroys enemy equipment and supplies. 3. Inflicts a high rate of nuclear casualties among the enemy forces. 4. Denies the enemy the use of specified areas. 5. Contaminates the enemy's equipment and supplies.

**TASK:** Disrupt Enemy Movement and Operations Using Persistent and Nonpersistent Chemical Weapons (5-OPFOR-0015)

**CONDITION:** The opposing forces (OPFOR) element has located the enemy. Priority intelligence requirements (PIR) and other intelligence requirements have been obtained by OPFOR patrols. The OPFOR units deliver chemical agents, by means of conventional artillery weapons or aircraft, along selected supply routes and key bases in the rear area.

**STANDARD:** The OPFOR element disrupts enemy movement and operations using persistent and nonpersistent chemical weapons. 1. Delivers chemical agents in low and densely wooded areas. 2. Delays the movement of enemy supplies and equipment to the forward areas. 3. Restricts the movement of the enemy units in the rear area. 4. Channels the movement of enemy units into predesignated ambush areas. 5. Contaminates enemy supplies and equipment. 6. Inflicts a high rate of casualties on enemy forces.

**TASK:** Conduct Air Attacks (5-OPFOR-0002)

**CONDITION:** The opposing forces (OPFOR) element in the rear area has forwarded the positions of the enemy support sites or the locations of moving elements. The OPFOR aircraft have been dispatched to attack enemy installations or convoys.

**STANDARD:** The OPFOR element attempts to delay, disrupt, or damage the enemy targets by air. 1. Locates the target (support sites or convoys). 2. Makes attack runs on the designated targets. 3. Inflicts heavy damage to the selected target. 4. Sustains no loss of aircraft. 5. Delays moving the force for more than one hour.

**TASK:** Defend a Minefield (5-OPFOR-0023)

**CONDITION:** The enemy is conducting a minefield sweeping operation. The opposing forces (OPFOR) element has a minefield placed in the enemy's path. The minefield is under constant observation and fire.

**STANDARD:** The OPFOR element defends a minefield against an enemy element conducting a minefield sweeping operation. 1. Prevents the unit from detecting the obstacle. 2. Disrupts the minefield sweeping operation. 3. Prevents the unit from conducting the minefield sweeping operation, prevents the unit from moving all personnel through the breach or delays the completion of the minefield sweeping operation for more than 45 minutes.

**TASK:** Attack (5-OPFOR-0001)

**CONDITION:** The opposing forces (OPFOR) element has located the enemy. The priority intelligence requirements (PIR) and other intelligence requirements have been obtained by OPFOR patrols. The OPFOR element has automatic and antiarmor weapons and light mortars.

**STANDARD:** The OPFOR element attempts to seize the terrain, vehicles, or equipment. 1. Develops an attack plan. 2. Surprises the enemy unit's main body. 3. Initiates the attack using a scheme of maneuver that exploits the enemy's flanks, gaps, and weaknesses. 4. Uses covered and concealed routes to approach the enemy forces' flanks, gaps, or weakly held areas. 5. Employs indirect fire to support the attack. 6. Penetrates enemy defenses. 7. Destroys equipment and supplies. 8. Inflicts heavy casualties. 9. Isolates the combat service support (CSS) base by blocking reinforcements. 10. Forces enemy units to displace. 11. Avoids being fixed in one position. 12. Withdraws before the CSS base is reinforced with tactical combat forces.

**TASK:** Disrupt Assembly Area (AA) Activities (5-OPFOR-0013)

**CONDITION:** Intelligence reports indicate that platoon- and company-size enemy units are operating in the opposing forces (OPFOR) area of operations. Enemy units can defend from AAs with direct fire, antiarmor weapons, and indirect fire. The enemy has close air support (CAS) and nuclear, biological, and chemical (NBC) capabilities.

**STANDARD:** The OPFOR element locates and disrupts the enemy's AA activities. 1. Locates the element's AA. 2. Probes the AA with squad- or team-size elements. 3. Inflicts more than 5 percent casualties on the element. 4. Disrupts the element's preparations (prevents or delays beyond the element's allotted time).

**TASK:** Maintain Contact (5-OPFOR-0003)

**CONDITION:** The opposing forces (OPFOR) element is engaged with enemy base defense forces. The enemy forces are withdrawing under pressure.

**STANDARD:** The OPFOR element maintains enemy contact while the enemy withdraws. 1. Engages the enemy forces decisively. 2. Advances the OPFOR as the enemy forces withdraw. 3. Inflicts heavy casualties. 4. Captures the members of the enemy force. 5. Captures documents and equipment. 6. Safeguards captured documents, equipment, and personnel.



**ELEMENTS:** Three Combat Mobility Platoons  
 Nine Combat Engineer Squads  
 Mobility Support Platoon  
 Three Mobility Sections

**TASK:** Remove a Hasty Protective Row Minefield (05-3-0116)  
 (FM 20-32)

**ITERATION:** 1 2 3 4 5 M (Circle)

**COMMANDER/LEADER ASSESSMENT:** T P U (Circle)

**CONDITIONS:** In a field environment, an order has been received from higher headquarters (HQ) to remove a hasty protective row minefield that the element emplaced within the assigned sector. Digital units have performed functionality checks, and systems are operational. Some iterations of this task should be performed in MOPP4.

**TASK STANDARDS:** All mines are rendered safe and are removed or accounted for without damage to the mines or injury to personnel. All mines are repacked and stored according to the standing operating procedure (SOP). A report of change is filed and maintained until all mines are disarmed and removed. Digital units send and receive reports using frequency-modulated (FM) or digital means, updating the common operational picture (COP) and situational awareness (SA). The time required to conduct this task is increased when conducting it in mission-oriented protection posture (MOPP) 4.

TASK STEPS AND PERFORMANCE MEASURES	GO	NO-GO
<p>* 1. The tank commander (TC) and the driver provide overwatch and security for personnel removing the minefield.          NOTE: Squad members work together to accomplish this type of mission.</p> <p>* 2. The element leader directs the overwatch elements to a position that affords the best observation of the minefield and beyond.</p> <p style="padding-left: 40px;">a. The security force employed smoke on the farside to conceal mine removal, if necessary.</p> <p style="padding-left: 40px;">b. The security force remained in position, overwatching the removal team until the minefield was cleared.</p> <p>* 3. The element leader determines the best method for removing the mines.</p> <p style="padding-left: 40px;">a. If the minefield was under constant observation from the time it was laid and was not tampered with, the element leader directed the personnel who laid the mines to pick up the same mines. The element leader used Department of the Army (DA) Form 1355-1-R to direct the squad members on the location and types of mines to be removed.</p> <p style="padding-left: 40px;">b. If the minefield was not under constant observation and may have been tampered with or the personnel who laid the mines were not available or did not remember the location of the mines, the element leader used DA Form 1355-1-R with the mine detectors to direct squad members on the location and types of mines to be removed.</p> <p>* 4. The element leader retrieves safeties, shipping plugs, and other items that accompanied the emplaced mines.</p> <p>5. The removal team takes the safeties and removes the mines within the minefield.</p>		

TASK STEPS AND PERFORMANCE MEASURES	GO	NO-GO
<p>NOTE: The team starts at the reference point (RP) and moves to B1 using the azimuth and the distance provided on DA Form 1355-1-R; then the team moves from B1 to the mine and removes the mine. If B1 is destroyed, the team moves from the RP to B2, using that azimuth and distance. The team then shoots a back azimuth (subtract 180 degrees) from the recorded azimuth at B2 to the first mine and removes the mine. This process is continued until all the mines are removed. The stakes at A1, B1, A2, and B2 are necessary because its safer to find a stake than to find an armed mine.</p> <p>a. Observed basic safety precautions by maintaining a distance of 30 meters between removal personnel.</p> <p>NOTE: Removal personnel do not run in the minefield, and only move around in cleared areas.</p> <p>b. Started with the row closest to the defender and worked away from it.</p> <p>c. Checked the sides and bottoms of mines for antihandling devices (AHDs) and disarmed them as they were found.</p> <p>NOTE: AHDs are not used in hasty protective row minefields. However, as a safety precaution, all mines are considered to be equipped with AHDs until proven otherwise.</p> <p>d. Turned arming dials to SAFE or UNARMED, if applicable.</p> <p>e. Screw-type fuze. Removed the screw-type fuze cap, then removed the fuze.</p> <p>f. Fuze assembly. Removed the shipping plug/dust cover, removed the entire assembly, then replaced the shipping plug/dust cover.</p> <p>g. Replaced all pins, clips, and other safety devices before the mine was removed from the ground.</p> <p>h. Lifted the mine from the hole after it had been placed on SAFE.</p> <p>(1) If the mine was put in place and kept in sight by the individual who removed it, lifted it directly from the hole after rendering it safe.</p> <p>(2) If the mine was not kept in sight, attached a 60-meter-long rope or wire around the mine, took cover, and pulled the mine from the hole.</p> <p>i. Placed a tick mark on DA Form 1355-1-R beside each mine as it was removed.</p> <p>6. The removal team assembles all the mines in one location for accountability.</p> <p>* 7. The element leader confirms the safety of mines and accounts for the number and types of mines as recorded on DA Form 1355-1-R.</p> <p>NOTE: The element leader may find it necessary to confirm an exploded mine to account for all mines. To confirm a mine explosion, if it is not witnessed, place a tick mark on the DA Form 1355-1-R beside each mine as it is removed. If a crater is found in the vicinity of a mine, ensure that it was caused by the land mine and not artillery. Depending on the size of the mine, a mine crater is shallow, circular, and shows traces of burnt soil. The impact and the soil dispersion of artillery are generally elongated.</p> <p>8. The removal team cleans and repacks the mines for future use.</p> <p>NOTE: This is done only after the element leader confirms that each mine is disarmed and safe.</p> <p>a. Repacked the mines in their original containers and cased them to keep them functional and safe for future use.</p> <p>b. Stored the mines according to the unit's SOP.</p> <p>9. The removal team removes and stores the row markers for future use.</p> <p>*10. The element leader submits a report of change to his higher HQ stating that the minefield has been removed and the area is cleared.</p>		

TASK STEPS AND PERFORMANCE MEASURES	GO	NO-GO
NOTE: The commander is responsible for the surveillance and maintenance of the minefield and makes a report of change as soon as any mines are removed.		
*11. The element leader destroys DA Form 1355-1-R after the minefield has been removed and the report of change has been sent.		
NOTE: Digital units update the digital overlay to provide current SA.		

TASK PERFORMANCE / EVALUATION SUMMARY BLOCK							
ITERATION	1	2	3	4	5	M	TOTAL
TOTAL TASK STEPS EVALUATED							
TOTAL TASK STEPS "GO"							
TRAINING STATUS "GO"/"NO-GO"							

"\*\*" indicates a leader task step.

#### SUPPORTING INDIVIDUAL TASKS

Task Number	Task Title
052-192-1021	Locate Mines by Visual Means
052-192-3050	Direct a Mine Sweeping Party
052-192-3211	Direct the Removal of a Hasty Row Protective Minefield
052-192-4053	Supervise Minefield Breaching Operations

#### SUPPORTING COLLECTIVE TASKS

Task Number	Task Title
05-2-0111	Plan Minefield Clearing Operations
05-2-7008	Prepare an Operation Order (OPORD) (Company/Platoon)

#### OPFOR TASKS AND STANDARDS

**TASK:** Conduct Sniper Operations (5-OPFOR-0006)

**CONDITION:** The opposing forces (OPFOR) element has assigned snipers (regular or irregular elements) in the enemy's rear area along the main supply route (MSR) and near support sites.

**STANDARD:** The OPFOR element kills or wounds targets. 1. Sets up a well-concealed location. 2. Engages vehicle drivers or personnel on foot with short bursts of semiautomatic fire. 3. Kills or wounds selected targets. 4. Prevents the position from being discovered by enemy forces. 5. Evacuates the area without being spotted. 6. Reports all specified priority intelligence requirements (PIR) and other intelligence requirements to the OPFOR headquarters (HQ).

**TASK:** Conduct an Ambush (5-OPFOR-0007)

**CONDITION:** The enemy is moving in a convoy. The opposing forces (OPFOR) element is positioned along the enemy's route.

**STANDARD:** The OPFOR element inflicts casualties on the enemy and causes vehicle and equipment damage. 1. Prepares an ambush site before the element arrives. 2. Surprises march element forces. 3. Inflicts heavy casualties within the designated kill zone. 4. Inflicts heavy damage to vehicles and equipment within the designated kill zone. 5. Delays the march element from reaching a specified destination for a specified period of time. 6. Withdraws on order. 7. Sustains no casualties. 8. Reports actions to superiors.

**TASK:** Conduct an Attack (5-OPFOR-0008)

**CONDITION:** The enemy is conducting tactical operations. The opposing forces (OPFOR) element receives orders to attack the enemy, the area of occupation, or the main supply route (MSR) with smoke.

**STANDARD:** The OPFOR element disrupts the enemy's movement and smoke operations. 1. Determines the delivery method of the smoke attack. 2. Locates the target. 3. Delivers the smoke attack downwind. 4. Attacks the enemy with smoke, and surge attacks when the enemy responds to the smoke.

**TASK:** Defeat Obstacles (5-OPFOR-0009)

**CONDITION:** The opposing forces (OPFOR) element encounters an obstacle that blocks the avenue of approach as it advances upon the enemy forces.

**STANDARD:** The OPFOR element bypasses or breaches the enemy obstacle. 1. Detects the obstacle before halting its main body. 2. Defeats the obstacle. a. Bypasses the obstacle without entering the engagement areas. b. Breaches the obstacle within 45 minutes and passes its entire force through the obstacle. 3. Does not incur degradation to the point that the mission must be discontinued.

**TASK:** Gather Intelligence (5-OPFOR-0011)

**CONDITION:** The opposing forces (OPFOR) small element, operating in the rear area, is planning attacks on enemy bases. Information is needed to complete the plans.

**STANDARD:** The OPFOR element infiltrates, gathers intelligence information, and submits its findings to the command. 1. Identifies all priority intelligence requirements (PIR) and other intelligence requirements. 2. Passes through any outpost, defensive wire, or warning devices undetected. 3. Moves to an observation point that offers cover and concealment and is clear enough to gather PIR and other intelligence requirements. 4. Gathers all PIR and other intelligence requirements. 5. Withdraws from the area undetected. 6. Reports all information to the OPFOR headquarters (HQ).

**TASK:** Counter Passage of Lines (5-OPFOR-0012)

**CONDITION:** Enemy forces are in defensive positions, but they are expected to attempt passage-of-lines operations. The opposing forces (OPFOR) received orders to disrupt enemy passage-of-lines operations.

**STANDARD:** The OPFOR element delays or prevents enemy passage of lines. 1. Delays the passage. 2. Prevents the company from moving all personnel through the stationary unit. 3. Engages the main body of either the moving or the stationary unit.

**TASK:** Surrender to the Capturing Unit on the Battlefield (5-OPFOR-0024)

**CONDITION:** The enemy has captured the opposing forces (OPFOR) element's soldiers, documents, and equipment sensitive to the OPFOR tactical operations.

**STANDARD:** The OPFOR soldiers retain or destroy documents and equipment. The OPFOR element surrenders documents and equipment of no tactical use to the enemy and attempts to conceal or destroy items of tactical value. The OPFOR element attempts escape and evasion. 1. Prevents the successful capture of documents and equipment. 2. Destroys documents and equipment. 3. Removes identifying markings from equipment. 4. Removes unit-identifying insignia. 5. Provides misleading information. 6. Plans an escape. 7. Delays movement to the nearest collection point. 8. Prevents safeguarding of enemy prisoners of war (EPWs) in order to cause embarrassment to the United States (US).

**TASK:** Disrupt a Net Control Station (NCS) (5-OPFOR-0019)

**CONDITION:** The enemy has established a NCS. The opposing forces (OPFOR) element has radio and jamming equipment.

**STANDARD:** The OPFOR element attempts to disrupt an NCS. 1. Attempts to locate the radio frequency that the unit is operating on. 2. Attempts to enter the radio net. 3. Attempts to issue "bogus" orders to a unit on the net. 4. Jams the radio frequency and forces the unit to go to an alternate frequency.

**TASK:** Conduct a Raid (5-OPFOR-0004)

**CONDITION:** The opposing forces (OPFOR) element has occupied an objective rally point and has orders to conduct a raid on a combat service support (CSS) base.

**STANDARD:** The OPFOR element infiltrates the enemy's base and destroys all of the targets. 1. Surprises the enemy forces. 2. Assaults the support base and accomplishes the assigned tasks. 3. Destroys the specified equipment and supplies. 4. Avoids being decisively engaged. 5. Withdraws all personnel from the objective areas within the time prescribed. 6. Obtains all priority intelligence requirements (PIR) from the raid site. 7. Sustains only light casualties from enemy fire.

**TASK:** Disrupt Construction of Vehicle Fighting Positions (5-OPFOR-0020)

**CONDITION:** The opposing forces (OPFOR) element has located the enemy. The priority intelligence requirements (PIR) and other intelligence obtained by OPFOR patrols indicate the enemy is constructing vehicle fighting positions within its defensive area. The OPFOR element has automatic and antiarmor weapons and light mortars.

**STANDARD:** The OPFOR element attempts to disrupt the enemy's efforts to establish vehicle fighting positions. 1. Locates the defensive area. 2. Surprises the main body. 3. Penetrates the defensive area with squad-size probes. 4. Inflicts casualties on the unit. 5. Destroys vehicles. 6. Disrupts the unit's preparations (prevents or delays beyond the unit's allotted time).

**TASK:** Disrupt an Engineer Reconnaissance (5-OPFOR-0022)

**CONDITION:** The enemy is conducting an engineer reconnaissance. The opposing forces (OPFOR) element is positioned along the enemy's route.

**STANDARD:** The OPFOR element disrupts an engineer reconnaissance. 1. Prevents the unit from meeting its specified time schedule. 2. Forces the unit to deviate from its specified route. 3. Prevents the unit from accomplishing its assigned engineer reconnaissance. 4. Surprises the unit conducting the reconnaissance.

**TASK:** Conduct an Aerial Reconnaissance (5-OPFOR-0010)

**CONDITION:** The opposing forces (OPFOR) headquarters (HQ) element requires intelligence on the locations and identification of enemy elements. An aircraft is dispatched to take photographs and make a visual inspection of the enemy rear area.

**STANDARD:** The OPFOR element gathers photograph intelligence of the enemy. 1. Photographs the assigned sectors. 2. Makes quick visual checks where the ceiling is low. 3. Locates enemy positions in the area, particularly support and storage bases, and command and control (C2) facilities. 4. Sustains no loss of aircraft. 5. Reports priority intelligence requirements (PIR) and other information requirements to the OPFOR HQ.

**TASK:** Conduct Terrorist and Saboteur Attacks (5-OPFOR-0005)

**CONDITION:** The opposing forces (OPFOR) element dispatches small teams into the enemy's rear area to disrupt combat service support (CSS) operations.

**STANDARD:** The enemy sustains disrupted command and control (C2), destroyed equipment and supplies, and light casualties. 1. Locates rear support bases and C2 facilities. 2. Delays and disrupts CSS operations through probes. 3. Infiltrates CSS bases to conduct sabotage and terrorist activities. 4. Inflicts light casualties. 5. Destroys supplies and equipment.

**TASK:** Disrupt Defensive Preparations (5-OPFOR-0018)

**CONDITION:** The opposing forces (OPFOR) element has located the enemy. Priority intelligence requirements (PIR) and other intelligence requirements obtained by OPFOR patrols indicate that the enemy elements are establishing defensive positions. The OPFOR element has automatic and antiarmor weapons and light mortars.

**STANDARD:** The OPFOR element disrupts and delays the enemy's defensive preparations. 1. Locates and penetrates the enemy's security system. 2. Forces the enemy to delay defensive preparations. 3. Disrupts the enemy's obstacle preparations.

**TASK:** Disrupt Quartering Party Operations (5-OPFOR-0017)

**CONDITION:** The enemy is conducting quartering party operations. It has established an assembly area (AA) but has not moved in the main body.

**STANDARD:** The opposing forces (OPFOR) element attempts to disrupt quartering party operations and infiltrate the enemy's AA. 1. Locates the quartering party and the AA. 2. Surprises the main body. 3. Penetrates the AA with squad-size probes. 4. Inflicts personnel casualties and vehicle damage. 5. Disrupts the unit's preparations (prevents or delays beyond the unit's allotted time).

**TASK:** Disrupt Enemy Movement and Operations Using Tactical Nuclear Weapons (5-OPFOR-0016)

**CONDITION:** The opposing forces (OPFOR) element has located the enemy. Priority intelligence requirements (PIR) and other intelligence requirements have been obtained by OPFOR patrols. Tactical nuclear weapons are employed against key locations in the rear area.

**STANDARD:** The OPFOR element disrupts enemy movement and operations. 1. Disrupts or delays the movement of the enemy's equipment and supplies to the forward areas. 2. Destroys enemy equipment and supplies. 3. Inflicts a high rate of nuclear casualties among the enemy forces. 4. Denies the enemy the use of specified areas. 5. Contaminates the enemy's equipment and supplies.

**TASK:** Disrupt Enemy Movement and Operations Using Persistent and Nonpersistent Chemical Weapons (5-OPFOR-0015)

**CONDITION:** The opposing forces (OPFOR) element has located the enemy. Priority intelligence requirements (PIR) and other intelligence requirements have been obtained by OPFOR patrols. The OPFOR units deliver chemical agents, by means of conventional artillery weapons or aircraft, along selected supply routes and key bases in the rear area.

**STANDARD:** The OPFOR element disrupts enemy movement and operations using persistent and nonpersistent chemical weapons. 1. Delivers chemical agents in low and densely wooded areas. 2. Delays the movement of enemy supplies and equipment to the forward areas. 3. Restricts the movement of the enemy units in the rear area. 4. Channels the movement of enemy units into predesignated ambush areas. 5. Contaminates enemy supplies and equipment. 6. Inflicts a high rate of casualties on enemy forces.

**TASK:** Disrupt Movement (5-OPFOR-0014)

**CONDITION:** The enemy is expected to move through the opposing forces (OPFOR) element's area of operations. The OPFOR element has received an operation order (OPORD) or fragmentary order (FRAGO) to disrupt enemy movement. The enemy has the capability to defend with direct fire and antiarmor weapons.

**STANDARD:** The OPFOR element delays enemy movement. 1. Delays the element. 2. Forces the element to deviate from its route. 3. Prevents the element from reaching its destination. 4. Surprises the element's main body.

**TASK:** Conduct Air Attacks (5-OPFOR-0002)

**CONDITION:** The opposing forces (OPFOR) element in the rear area has forwarded the positions of the enemy support sites or the locations of moving elements. The OPFOR aircraft have been dispatched to attack enemy installations or convoys.

**STANDARD:** The OPFOR element attempts to delay, disrupt, or damage the enemy targets by air. 1. Locates the target (support sites or convoys). 2. Makes attack runs on the designated targets. 3. Inflicts heavy damage to the selected target. 4. Sustains no loss of aircraft. 5. Delays moving the force for more than one hour.

**TASK:** Defend a Minefield (5-OPFOR-0023)

**CONDITION:** The enemy is conducting a minefield sweeping operation. The opposing forces (OPFOR) element has a minefield placed in the enemy's path. The minefield is under constant observation and fire.

**STANDARD:** The OPFOR element defends a minefield against an enemy element conducting a minefield sweeping operation. 1. Prevents the unit from detecting the obstacle. 2. Disrupts the minefield sweeping operation. 3. Prevents the unit from conducting the minefield sweeping operation, prevents the unit from moving all personnel through the breach or delays the completion of the minefield sweeping operation for more than 45 minutes.

**TASK:** Attack (5-OPFOR-0001)

**CONDITION:** The opposing forces (OPFOR) element has located the enemy. The priority intelligence requirements (PIR) and other intelligence requirements have been obtained by OPFOR patrols. The OPFOR element has automatic and antiarmor weapons and light mortars.

**STANDARD:** The OPFOR element attempts to seize the terrain, vehicles, or equipment. 1. Develops an attack plan. 2. Surprises the enemy unit's main body. 3. Initiates the attack using a scheme of maneuver that exploits the enemy's flanks, gaps, and weaknesses. 4. Uses covered and concealed routes to approach the enemy forces' flanks, gaps, or weakly held areas. 5. Employs indirect fire to support the attack. 6. Penetrates enemy defenses. 7. Destroys equipment and supplies. 8. Inflicts heavy casualties. 9. Isolates the combat service support (CSS) base by blocking reinforcements. 10. Forces enemy units to displace. 11. Avoids being fixed in one position. 12. Withdraws before the CSS base is reinforced with tactical combat forces.

**TASK:** Disrupt Assembly Area (AA) Activities (5-OPFOR-0013)

**CONDITION:** Intelligence reports indicate that platoon- and company-size enemy units are operating in the opposing forces (OPFOR) area of operations. Enemy units can defend from AAs with direct fire, antiarmor weapons, and indirect fire. The enemy has close air support (CAS) and nuclear, biological, and chemical (NBC) capabilities.

**STANDARD:** The OPFOR element locates and disrupts the enemy's AA activities. 1. Locates the element's AA. 2. Probes the AA with squad- or team-size elements. 3. Inflicts more than 5 percent casualties on the element. 4. Disrupts the element's preparations (prevents or delays beyond the element's allotted time).

**TASK:** Maintain Contact (5-OPFOR-0003)

**CONDITION:** The opposing forces (OPFOR) element is engaged with enemy base defense forces. The enemy forces are withdrawing under pressure.

**STANDARD:** The OPFOR element maintains enemy contact while the enemy withdraws. 1. Engages the enemy forces decisively. 2. Advances the OPFOR as the enemy forces withdraw. 3. Inflicts heavy casualties. 4. Captures the members of the enemy force. 5. Captures documents and equipment. 6. Safeguards captured documents, equipment, and personnel.

**TASK:** Disrupt a Route Reconnaissance (5-OPFOR-0021)

**CONDITION:** The enemy is conducting a route reconnaissance. The opposing forces (OPFOR) element is positioned along the enemy's route.

**STANDARD:** The OPFOR element attempts to disrupt a squad/section conducting a route reconnaissance. 1. Prevents the unit from meeting its specified time schedule. 2. Forces the unit to deviate from its specified route. 3. Prevents the unit from reaching its assigned destination. 4. Surprises the squad/section. 5. Inflicts casualties on the unit.



**ELEMENTS:** Three Combat Mobility Platoons  
 Nine Combat Engineer Squads  
 Three Mobility Sections

**TASK:** Conduct Minesweeping Operations (05-3-0118)  
 (FM 20-32)

**ITERATION:** 1 2 3 4 5 M (Circle)

**COMMANDER/LEADER ASSESSMENT:** T P U (Circle)

**CONDITIONS:** The follow-on forces are preparing to move forward over a designated main supply route (MSR). The maneuver commander directs a route minesweeping operation. The element is directed to perform the sweep along a route containing enemy mines. The area is secure, but enemy contact with squad-size or smaller elements is possible. The security team is provided. Digital units have performed functionality checks, and systems are operational. Some iterations of this task should be performed in MOPP4.

**TASK STANDARDS:** The element detects and destroys or removes all mines from the specified route so that there are no friendly casualties to mines within the time standards outlined below. Digital units send and receive reports using frequency-modulated (FM) or digital means to update the task force (TF) common operational picture (COP) and provide situational awareness (SA). The time required to perform this task is increased when conducting it in mission-oriented protection posture (MOPP) 4.

TASK STEPS AND PERFORMANCE MEASURES	GO	NO-GO
<p>* 1. The element leader plans the minesweeping operation.            NOTE: The Army Battle Command System (ABCS) can be integrated to enhance SA and send and receive reports.</p> <ul style="list-style-type: none"> <li>a. Gathered intelligence from the element leader and the Intelligence Officer (US Army) (S2) concerning the route (any history of mining, booby traps, or disruption to communications).</li> <li>b. Designated the areas to be swept; for example, the natural man-made obstacles, vegetation, communication lines, culverts, and ditches.</li> <li>c. Performed a map reconnaissance of the route, the location, the length of the sweep, and established checkpoints.</li> <li>d. Coordinated with the security team and established a rendezvous point using universal transverse Mercator (UTM) (grid) coordinates and time.</li> </ul> <p>* 2. The element leader determines the sweep method.</p> <ul style="list-style-type: none"> <li>a. Used the hasty minesweeping method (rate is 3 to 5 kilometers per hour [kph] when the tactical situation did not permit time for a deliberate sweep or the need to open the route was urgent).</li> <li>b. Used the deliberate minesweeping method (rate is 1 to 3 kph) when time was not a factor. Incorporated electronic and visual sweeps of the entire route that were very thorough and time-consuming.</li> <li>c. Used the combination minesweeping method (rate is determined by the amount of the deliberate sweep conducted) when areas of the route (but not the entire route) required deliberate procedures (history of enemy mining).</li> </ul> <p>* 3. The element leader briefs the squad and the security element using the five-paragraph order.</p> <ul style="list-style-type: none"> <li>a. Briefed the sweep to be conducted (hasty, deliberate, or combination).</li> <li>b. Briefed the organization on the sweep team operation (less personnel are required for the hasty method). Specified column or echelon minesweeping.</li> </ul>		

TASK STEPS AND PERFORMANCE MEASURES	GO	NO-GO
<p>(1) Specified the makeup of the sweep team in column minesweeping when the area to be swept had a front of less than 2 meters (minimum makeup of one detector or operator, one noncommissioned officer in charge [NCOIC], one mine marker, two demolition men, one relief detector operator, and one messenger or radio operator).</p> <p>(2) Specified the makeup of the sweep team in echelon minesweeping when the area to be swept had a front of more than 2 meters (consists of multiples of one detector operator, one mine marker, one demolition man, and one relief detector operator [each to cover 2 meters of front]).</p> <p>c. Briefed the mission to the security team, indicating what actions to take when enemy contact was made and when mines were encountered.</p> <p>d. Briefed safety to all personnel (wear helmets and flak jackets, do not run, move only in cleared areas, assume all mines and booby traps are equipped with antihandling devices [AHDs], and make sure that there is only one person at a time at a mine location).</p> <p>* 4. The element leader inspects the sweep and the security team's equipment.</p> <p>a. Inspected helmets, load-bearing equipment (LBE), weapons, and flak jackets for serviceability and fit.</p> <p>b. Inspected the mine detectors for operation and determined the availability of additional detectors.</p> <p>c. Inspected the communications equipment for operation and secure mode. Performed a communications check.</p> <p>d. Inspected vehicles for sandbagged floors and beds.</p> <p>e. Checked for 1-pound blocks of explosives, detonating cord, a time fuse, and blasting caps.</p> <p>f. Inspected the grapnel hooks, rope, and wire for serviceability.</p> <p>g. Inspected nonmetallic probes for serviceability.</p> <p>5. The squad conducts minesweeping operations.</p> <p>6. The security team supports the sweep team.</p> <p>a. Positioned themselves according to mission, enemy, terrain, troops, time available, and civilian considerations (METT-TC).</p> <p>b. Supported the sweep team upon enemy contact.</p> <p>c. Ensured the safety of the sweep team.</p> <p>d. Watched for trip wires and booby traps.</p> <p>7. The element reacts to emergency situations.</p> <p>a. Reacted to an enemy attack.</p> <p>b. Ceased all operations when members located mines and alerted the security team. Pinpointed the mine location while remaining alert for booby traps and AHDs, identified mines, and notified higher headquarters (HQ).</p> <p>8. The element operates the mine detectors and sweeps the route.</p> <p>* 9. The element leader ensures that the detector operators are relieved every 20 minutes.</p> <p>a. Ensured that the detector operators were at least 8 meters apart when conducting a sweep.</p> <p>b. Swept a 2-meter front for each detector.</p> <p>10. The element probes to locate mines.</p> <p>a. Used probes to confirm the exact location of mines.</p> <p>b. Probed every 5 centimeters across a 1-meter front.</p>		

TASK STEPS AND PERFORMANCE MEASURES	GO	NO-GO
c. Probed gently into the ground at an angle less than 45 degrees. d. Pushed the probe with just enough pressure so that it sank slowly into the ground. e. Stopped probing as soon as resistance was encountered. f. Used the tip of the probe and their hands to remove soil and identify the object. If the object was a mine, removed enough soil to show the mine type and then marked its location.  11. The element destroys or removes mines.  *12. The officer in charge (OIC) determines if mines will be destroyed. a. Destroyed mines by placing a demolition block next to each mine. b. Removed mines with a grapnel hook and a rope or wire. c. Notified explosive ordnance disposal (EOD) personnel of enemy mines. The friendly mines with AHDs or booby traps were neutralized by hand.  13. The element verifies that the route is cleared. a. Used a tank-mounted roller when available. b. Used an expedient method. Prepared a 2 1/2-ton (or larger) vehicle by placing sandbags on the floor and cargo compartment and removing the cab shield (headache board). Then slowly backed the vehicle over the entire route.  *14. The element leader submits reports according to the unit's standing operating procedure (SOP). a. Submitted a spot report (SPOTREP) if any mines or booby traps were detected. b. Submitted the work status or completion reports as required to ensure that commanders were aware of changes. c. Submitted mine or booby-trap incident reports. Each incident was documented and forwarded through intelligence channels at the end of the operation.  *15. The element leader briefs the platoon leader, the platoon sergeant, and the commander upon completion of the mission.  *16. The element leader ensures that the maintenance is performed and the equipment is stored.		

TASK PERFORMANCE / EVALUATION SUMMARY BLOCK							
ITERATION	1	2	3	4	5	M	TOTAL
TOTAL TASK STEPS EVALUATED							
TOTAL TASK STEPS "GO"							
TRAINING STATUS "GO"/"NO-GO"							

"\*" indicates a leader task step.

#### SUPPORTING INDIVIDUAL TASKS

Task Number	Task Title
052-192-1021	Locate Mines by Visual Means
052-192-1127	Prepare an AN/PSS-12 Mine Detector for Operation
052-192-1230	Identify Mines and Firing Devices, Friendly and Enemy
052-192-2026	Direct a Minefield Marking Party

### SUPPORTING INDIVIDUAL TASKS

Task Number	Task Title
052-192-3034	Direct a Deliberate Minefield Reconnaissance Patrol
052-192-3050	Direct a Mine Sweeping Party
052-192-3060	Conduct a Breach of a Minefield
052-192-4045	Conduct Route Sweep Operations
052-192-4052	Supervise Minefield Clearing Operations
052-256-3034	Organize Jobsite Security

### SUPPORTING COLLECTIVE TASKS

Task Number	Task Title
05-2-0413	Conduct Engineer Intelligence Collection
05-2-1218	Conduct Report Procedures
05-2-1380	Identify Terrain Information Requirements

### OPFOR TASKS AND STANDARDS

**TASK:** Surrender to the Capturing Unit on the Battlefield (5-OPFOR-0024)

**CONDITION:** The enemy has captured the opposing forces (OPFOR) element's soldiers, documents, and equipment sensitive to the OPFOR tactical operations.

**STANDARD:** The OPFOR soldiers retain or destroy documents and equipment. The OPFOR element surrenders documents and equipment of no tactical use to the enemy and attempts to conceal or destroy items of tactical value. The OPFOR element attempts escape and evasion. 1. Prevents the successful capture of documents and equipment. 2. Destroys documents and equipment. 3. Removes identifying markings from equipment. 4. Removes unit-identifying insignia. 5. Provides misleading information. 6. Plans an escape. 7. Delays movement to the nearest collection point. 8. Prevents safeguarding of enemy prisoners of war (EPWs) in order to cause embarrassment to the United States (US).

**TASK:** Conduct Sniper Operations (5-OPFOR-0006)

**CONDITION:** The opposing forces (OPFOR) element has assigned snipers (regular or irregular elements) in the enemy's rear area along the main supply route (MSR) and near support sites.

**STANDARD:** The OPFOR element kills or wounds targets. 1. Sets up a well-concealed location. 2. Engages vehicle drivers or personnel on foot with short bursts of semiautomatic fire. 3. Kills or wounds selected targets. 4. Prevents the position from being discovered by enemy forces. 5. Evacuates the area without being spotted. 6. Reports all specified priority intelligence requirements (PIR) and other intelligence requirements to the OPFOR headquarters (HQ).

**TASK:** Disrupt a Net Control Station (NCS) (5-OPFOR-0019)

**CONDITION:** The enemy has established a NCS. The opposing forces (OPFOR) element has radio and jamming equipment.

**STANDARD:** The OPFOR element attempts to disrupt an NCS. 1. Attempts to locate the radio frequency that the unit is operating on. 2. Attempts to enter the radio net. 3. Attempts to issue "bogus" orders to a unit on the net. 4. Jams the radio frequency and forces the unit to go to an alternate frequency.

**TASK:** Conduct a Raid (5-OPFOR-0004)

**CONDITION:** The opposing forces (OPFOR) element has occupied an objective rally point and has orders to conduct a raid on a combat service support (CSS) base.

**STANDARD:** The OPFOR element infiltrates the enemy's base and destroys all of the targets. 1. Surprises the enemy forces. 2. Assaults the support base and accomplishes the assigned tasks. 3. Destroys the specified equipment and supplies. 4. Avoids being decisively engaged. 5. Withdraws all personnel from the objective areas within the time prescribed. 6. Obtains all priority intelligence requirements (PIR) from the raid site. 7. Sustains only light casualties from enemy fire.

**TASK:** Conduct an Attack (5-OPFOR-0008)

**CONDITION:** The enemy is conducting tactical operations. The opposing forces (OPFOR) element receives orders to attack the enemy, the area of occupation, or the main supply route (MSR) with smoke.

**STANDARD:** The OPFOR element disrupts the enemy's movement and smoke operations. 1. Determines the delivery method of the smoke attack. 2. Locates the target. 3. Delivers the smoke attack downwind. 4. Attacks the enemy with smoke, and surge attacks when the enemy responds to the smoke.

**TASK:** Disrupt Construction of Vehicle Fighting Positions (5-OPFOR-0020)

**CONDITION:** The opposing forces (OPFOR) element has located the enemy. The priority intelligence requirements (PIR) and other intelligence obtained by OPFOR patrols indicate the enemy is constructing vehicle fighting positions within its defensive area. The OPFOR element has automatic and antiarmor weapons and light mortars.

**STANDARD:** The OPFOR element attempts to disrupt the enemy's efforts to establish vehicle fighting positions. 1. Locates the defensive area. 2. Surprises the main body. 3. Penetrates the defensive area with squad-size probes. 4. Inflicts casualties on the unit. 5. Destroys vehicles. 6. Disrupts the unit's preparations (prevents or delays beyond the unit's allotted time).

**TASK:** Defeat Obstacles (5-OPFOR-0009)

**CONDITION:** The opposing forces (OPFOR) element encounters an obstacle that blocks the avenue of approach as it advances upon the enemy forces.

**STANDARD:** The OPFOR element bypasses or breaches the enemy obstacle. 1. Detects the obstacle before halting its main body. 2. Defeats the obstacle. a. Bypasses the obstacle without entering the engagement areas. b. Breaches the obstacle within 45 minutes and passes its entire force through the obstacle. 3. Does not incur degradation to the point that the mission must be discontinued.

**TASK:** Disrupt an Engineer Reconnaissance (5-OPFOR-0022)

**CONDITION:** The enemy is conducting an engineer reconnaissance. The opposing forces (OPFOR) element is positioned along the enemy's route.

**STANDARD:** The OPFOR element disrupts an engineer reconnaissance. 1. Prevents the unit from meeting its specified time schedule. 2. Forces the unit to deviate from its specified route. 3. Prevents the unit from accomplishing its assigned engineer reconnaissance. 4. Surprises the unit conducting the reconnaissance.

**TASK:** Conduct an Aerial Reconnaissance (5-OPFOR-0010)

**CONDITION:** The opposing forces (OPFOR) headquarters (HQ) element requires intelligence on the locations and identification of enemy elements. An aircraft is dispatched to take photographs and make a visual inspection of the enemy rear area.

**STANDARD:** The OPFOR element gathers photograph intelligence of the enemy. 1. Photographs the assigned sectors. 2. Makes quick visual checks where the ceiling is low. 3. Locates enemy positions in the area, particularly support and storage bases, and command and control (C2) facilities. 4. Sustains no loss of aircraft. 5. Reports priority intelligence requirements (PIR) and other information requirements to the OPFOR HQ.

**TASK:** Conduct Terrorist and Saboteur Attacks (5-OPFOR-0005)

**CONDITION:** The opposing forces (OPFOR) element dispatches small teams into the enemy's rear area to disrupt combat service support (CSS) operations.

**STANDARD:** The enemy sustains disrupted command and control (C2), destroyed equipment and supplies, and light casualties. 1. Locates rear support bases and C2 facilities. 2. Delays and disrupts CSS operations through probes. 3. Infiltrates CSS bases to conduct sabotage and terrorist activities. 4. Inflicts light casualties. 5. Destroys supplies and equipment.

**TASK:** Disrupt Defensive Preparations (5-OPFOR-0018)

**CONDITION:** The opposing forces (OPFOR) element has located the enemy. Priority intelligence requirements (PIR) and other intelligence requirements obtained by OPFOR patrols indicate that the enemy elements are establishing defensive positions. The OPFOR element has automatic and antiarmor weapons and light mortars.

**STANDARD:** The OPFOR element disrupts and delays the enemy's defensive preparations. 1. Locates and penetrates the enemy's security system. 2. Forces the enemy to delay defensive preparations. 3. Disrupts the enemy's obstacle preparations.

**TASK:** Disrupt Quartering Party Operations (5-OPFOR-0017)

**CONDITION:** The enemy is conducting quartering party operations. It has established an assembly area (AA) but has not moved in the main body.

**STANDARD:** The opposing forces (OPFOR) element attempts to disrupt quartering party operations and infiltrate the enemy's AA. 1. Locates the quartering party and the AA. 2. Surprises the main body. 3. Penetrates the AA with squad-size probes. 4. Inflicts personnel casualties and vehicle damage. 5. Disrupts the unit's preparations (prevents or delays beyond the unit's allotted time).

**TASK:** Disrupt Enemy Movement and Operations Using Tactical Nuclear Weapons (5-OPFOR-0016)

**CONDITION:** The opposing forces (OPFOR) element has located the enemy. Priority intelligence requirements (PIR) and other intelligence requirements have been obtained by OPFOR patrols. Tactical nuclear weapons are employed against key locations in the rear area.

**STANDARD:** The OPFOR element disrupts enemy movement and operations. 1. Disrupts or delays the movement of the enemy's equipment and supplies to the forward areas. 2. Destroys enemy equipment and supplies. 3. Inflicts a high rate of nuclear casualties among the enemy forces. 4. Denies the enemy the use of specified areas. 5. Contaminates the enemy's equipment and supplies.

**TASK:** Disrupt Enemy Movement and Operations Using Persistent and Nonpersistent Chemical Weapons (5-OPFOR-0015)

**CONDITION:** The opposing forces (OPFOR) element has located the enemy. Priority intelligence requirements (PIR) and other intelligence requirements have been obtained by OPFOR patrols. The OPFOR units deliver chemical agents, by means of conventional artillery weapons or aircraft, along selected supply routes and key bases in the rear area.

**STANDARD:** The OPFOR element disrupts enemy movement and operations using persistent and nonpersistent chemical weapons. 1. Delivers chemical agents in low and densely wooded areas. 2. Delays the movement of enemy supplies and equipment to the forward areas. 3. Restricts the movement of the enemy units in the rear area. 4. Channels the movement of enemy units into predesignated ambush areas. 5. Contaminates enemy supplies and equipment. 6. Inflicts a high rate of casualties on enemy forces.

**TASK:** Counter Passage of Lines (5-OPFOR-0012)

**CONDITION:** Enemy forces are in defensive positions, but they are expected to attempt passage-of-lines operations. The opposing forces (OPFOR) received orders to disrupt enemy passage-of-lines operations.

**STANDARD:** The OPFOR element delays or prevents enemy passage of lines. 1. Delays the passage. 2. Prevents the company from moving all personnel through the stationary unit. 3. Engages the main body of either the moving or the stationary unit.

**TASK:** Disrupt Movement (5-OPFOR-0014)

**CONDITION:** The enemy is expected to move through the opposing forces (OPFOR) element's area of operations. The OPFOR element has received an operation order (OPORD) or fragmentary order (FRAGO) to disrupt enemy movement. The enemy has the capability to defend with direct fire and antiarmor weapons.

**STANDARD:** The OPFOR element delays enemy movement. 1. Delays the element. 2. Forces the element to deviate from its route. 3. Prevents the element from reaching its destination. 4. Surprises the element's main body.

**TASK:** Conduct Air Attacks (5-OPFOR-0002)

**CONDITION:** The opposing forces (OPFOR) element in the rear area has forwarded the positions of the enemy support sites or the locations of moving elements. The OPFOR aircraft have been dispatched to attack enemy installations or convoys.

**STANDARD:** The OPFOR element attempts to delay, disrupt, or damage the enemy targets by air. 1. Locates the target (support sites or convoys). 2. Makes attack runs on the designated targets. 3. Inflicts heavy damage to the selected target. 4. Sustains no loss of aircraft. 5. Delays moving the force for more than one hour.

**TASK:** Defend a Minefield (5-OPFOR-0023)

**CONDITION:** The enemy is conducting a minefield sweeping operation. The opposing forces (OPFOR) element has a minefield placed in the enemy's path. The minefield is under constant observation and fire.

**STANDARD:** The OPFOR element defends a minefield against an enemy element conducting a minefield sweeping operation. 1. Prevents the unit from detecting the obstacle. 2. Disrupts the minefield sweeping operation. 3. Prevents the unit from conducting the minefield sweeping operation, prevents the unit from moving all personnel through the breach or delays the completion of the minefield sweeping operation for more than 45 minutes.

**TASK:** Attack (5-OPFOR-0001)

**CONDITION:** The opposing forces (OPFOR) element has located the enemy. The priority intelligence requirements (PIR) and other intelligence requirements have been obtained by OPFOR patrols. The OPFOR element has automatic and antiarmor weapons and light mortars.

**STANDARD:** The OPFOR element attempts to seize the terrain, vehicles, or equipment. 1. Develops an attack plan. 2. Surprises the enemy unit's main body. 3. Initiates the attack using a scheme of maneuver that exploits the enemy's flanks, gaps, and weaknesses. 4. Uses covered and concealed routes to approach the enemy forces' flanks, gaps, or weakly held areas. 5. Employs indirect fire to support the attack. 6. Penetrates enemy defenses. 7. Destroys equipment and supplies. 8. Inflicts heavy casualties. 9. Isolates the combat service support (CSS) base by blocking reinforcements. 10. Forces enemy units to displace. 11. Avoids being fixed in one position. 12. Withdraws before the CSS base is reinforced with tactical combat forces.

**TASK:** Disrupt Assembly Area (AA) Activities (5-OPFOR-0013)

**CONDITION:** Intelligence reports indicate that platoon- and company-size enemy units are operating in the opposing forces (OPFOR) area of operations. Enemy units can defend from AAs with direct fire, antiarmor weapons, and indirect fire. The enemy has close air support (CAS) and nuclear, biological, and chemical (NBC) capabilities.

**STANDARD:** The OPFOR element locates and disrupts the enemy's AA activities. 1. Locates the element's AA. 2. Probes the AA with squad- or team-size elements. 3. Inflicts more than 5 percent casualties on the element. 4. Disrupts the element's preparations (prevents or delays beyond the element's allotted time).

**TASK:** Conduct an Ambush (5-OPFOR-0007)

**CONDITION:** The enemy is moving in a convoy. The opposing forces (OPFOR) element is positioned along the enemy's route.

**STANDARD:** The OPFOR element inflicts casualties on the enemy and causes vehicle and equipment damage. 1. Prepares an ambush site before the element arrives. 2. Surprises march element forces. 3. Inflicts heavy casualties within the designated kill zone. 4. Inflicts heavy damage to vehicles and equipment within the designated kill zone. 5. Delays the march element from reaching a specified destination for a specified period of time. 6. Withdraws on order. 7. Sustains no casualties. 8. Reports actions to superiors.

**TASK:** Maintain Contact (5-OPFOR-0003)

**CONDITION:** The opposing forces (OPFOR) element is engaged with enemy base defense forces. The enemy forces are withdrawing under pressure.

**STANDARD:** The OPFOR element maintains enemy contact while the enemy withdraws. 1. Engages the enemy forces decisively. 2. Advances the OPFOR as the enemy forces withdraw. 3. Inflicts heavy casualties. 4. Captures the members of the enemy force. 5. Captures documents and equipment. 6. Safeguards captured documents, equipment, and personnel.

**TASK:** Disrupt a Route Reconnaissance (5-OPFOR-0021)

**CONDITION:** The enemy is conducting a route reconnaissance. The opposing forces (OPFOR) element is positioned along the enemy's route.

**STANDARD:** The OPFOR element attempts to disrupt a squad/section conducting a route reconnaissance. 1. Prevents the unit from meeting its specified time schedule. 2. Forces the unit to deviate from its specified route. 3. Prevents the unit from reaching its assigned destination. 4. Surprises the squad/section. 5. Inflicts casualties on the unit.



**ELEMENTS:** Three Combat Mobility Platoons  
 Nine Combat Engineer Squads  
 Mobility Support Platoon  
 Three Mobility Sections

**TASK:** Prepare Preconstructed Obstacles (05-3-0204)  
 (FM 5-34) (FM 5-102) (STANAG 2123)

**ITERATION:** 1 2 3 4 5 M (Circle)

**COMMANDER/LEADER ASSESSMENT:** T P U (Circle)

**CONDITIONS:** The element leader is issued an obstacle folder and directed to emplace the obstacle. Digital units have performed functionality checks, and systems are operational. Some iterations of this task should be performed in MOPP4.

**TASK STANDARDS:** The element prepares prechamber shafts and beam post obstacles on bridges in compliance with the obstacle folder. The element completes a three-shaft prechamber obstacle within 90 minutes. The squad completes a 54-beam post obstacle within 4 hours. Digital units send and receive reports using frequency-modulated (FM) or digital means. The time required to perform this task is increased when conducting it in mission-oriented protection posture (MOPP) 4.

TASK STEPS AND PERFORMANCE MEASURES	GO	NO-GO
1. The squad prepares a prechamber shaft according to the standards or criteria outlined in the obstacle folder.  * 2. The squad leader draws the required demolition material from the location identified in the folder.  * 3. The squad leader obtains the special tools (T-handle wrenches, shaft cover lifting hooks, and loading poles) listed in the obstacle folder. The crew-- a. Opened the prechamber shaft nearest the enemy first. b. Loaded each prechamber shaft with 25-kilogram DM41 charges (4 per meter of shaft depth). NOTE: The DM41 charge is designed to fit European prechamber shafts. c. Dual-primed the last charge in each shaft. d. Installed the firing system by using existing plastic lines to pull the branch lines through the conduit. e. Laid ring mains along the side of the road.  * 4. The squad leader completes Section 5 of the obstacle folder and submits the completed folder to the platoon leader/sergeant. NOTE: Digital units populate the Force XXI Battle Command Brigade and Below (FBCB2) System with the obstacle locations and update the common operational picture (COP), providing situational awareness (SA) to friendly units according to the unit's standing operating procedure (SOP).  5. The squad completes a three-shaft system within 90 minutes.  6. The squad prepares a beam post obstacle as directed in the obstacle folder. a. Drew the required steel I-beams from supply. b. Located the special tools (T-handle wrenches and lifting hooks) identified in the folder.  7. The crew opens the shaft covers and removes the crossbar beginning with the enemy row.		

TASK STEPS AND PERFORMANCE MEASURES	GO	NO-GO
<p>8. A section carries an I-beam and lowers it into the shaft, enemy row first. NOTE: The squad may improve the enemy-side double row by placing two rolls of concertina, one on top of the other, over each row of beams. It positions a camouflage net over the entire double row.</p> <p>9. The squad completes three double rows 12 meters wide (54 I-beams) in 4 hours and reports the intermediate status and completion to higher headquarters (HQ).</p> <p>*10. The squad leader completes the obstacle folder and submits it to the platoon leader/sergeant.</p> <p>*11. The squad prepares a bridge for demolition as directed in the obstacle folder. The squad leader --</p> <ol style="list-style-type: none"> <li>Determined the location of the required demolition material and drew it from supply.</li> <li>Located any special tools identified in the folder.</li> </ol> <p>12. The crew places charges as directed in the obstacle folder and prepares the firing systems. If the charges are dual-primed, the crew ensures that each system is independent.</p> <p>13. The squad prepares the demolition target.</p> <ol style="list-style-type: none"> <li>Prepared the demolition target to state 1, if it was a preliminary target.</li> <li>Advised higher HQ that it was ready to execute the target.</li> </ol> <p>NOTE: If permission is given to execute the target upon completion, the target is brought to state 2 and executed following the procedures outlined in Standardization Agreement (STANAG) 2123.</p> <p>*14. The squad leader, following procedures in the obstacle folder, may turn over the target to a demolition firing party.</p> <p>*15. The squad leader reports the intermediate status, completion, and results of the demolition to higher HQ. NOTES:</p> <ol style="list-style-type: none"> <li>The squad leader may improve the obstacle as directed in the obstacle folder; for example, laying mines.</li> <li>Digital units populate the Army Battle Command System (ABCS) with obstacle locations according to the unit's tactical standing operating procedure (TACSOP).</li> </ol> <p>*16. The squad leader completes Section 5 of the obstacle folder and submits the completed folder to the platoon leader/sergeant. NOTE: Digital units submit reports and update the SA using digital means.</p>		

TASK PERFORMANCE / EVALUATION SUMMARY BLOCK							
ITERATION	1	2	3	4	5	M	TOTAL
TOTAL TASK STEPS EVALUATED							
TOTAL TASK STEPS "GO"							
TRAINING STATUS "GO"/"NO-GO"							

"\*" indicates a leader task step.

**SUPPORTING INDIVIDUAL TASKS**

<b>Task Number</b>	<b>Task Title</b>
052-195-4050	Prepare Engineer Estimates

**SUPPORTING COLLECTIVE TASKS**

<b>Task Number</b>	<b>Task Title</b>
05-2-0516	Emplace Situational Obstacles
05-2-7008	Prepare an Operation Order (OPORD) (Company/Platoon)
05-3-0025	Report Obstacle Information (Platoon)
05-3-0405	Conduct a Target Reconnaissance

**OPFOR TASKS AND STANDARDS**

**TASK:** Defeat Obstacles (5-OPFOR-0009)

**CONDITION:** The opposing forces (OPFOR) element encounters an obstacle that blocks the avenue of approach as it advances upon the enemy forces.

**STANDARD:** The OPFOR element bypasses or breaches the enemy obstacle. 1. Detects the obstacle before halting its main body. 2. Defeats the obstacle. a. Bypasses the obstacle without entering the engagement areas. b. Breaches the obstacle within 45 minutes and passes its entire force through the obstacle. 3. Does not incur degradation to the point that the mission must be discontinued.

**TASK:** Conduct Sniper Operations (5-OPFOR-0006)

**CONDITION:** The opposing forces (OPFOR) element has assigned snipers (regular or irregular elements) in the enemy's rear area along the main supply route (MSR) and near support sites.

**STANDARD:** The OPFOR element kills or wounds targets. 1. Sets up a well-concealed location. 2. Engages vehicle drivers or personnel on foot with short bursts of semiautomatic fire. 3. Kills or wounds selected targets. 4. Prevents the position from being discovered by enemy forces. 5. Evacuates the area without being spotted. 6. Reports all specified priority intelligence requirements (PIR) and other intelligence requirements to the OPFOR headquarters (HQ).

**TASK:** Surrender to the Capturing Unit on the Battlefield (5-OPFOR-0024)

**CONDITION:** The enemy has captured the opposing forces (OPFOR) element's soldiers, documents, and equipment sensitive to the OPFOR tactical operations.

**STANDARD:** The OPFOR soldiers retain or destroy documents and equipment. The OPFOR element surrenders documents and equipment of no tactical use to the enemy and attempts to conceal or destroy items of tactical value. The OPFOR element attempts escape and evasion. 1. Prevents the successful capture of documents and equipment. 2. Destroys documents and equipment. 3. Removes identifying markings from equipment. 4. Removes unit-identifying insignia. 5. Provides misleading information. 6. Plans an escape. 7. Delays movement to the nearest collection point. 8. Prevents safeguarding of enemy prisoners of war (EPWs) in order to cause embarrassment to the United States (US).

**TASK:** Conduct an Attack (5-OPFOR-0008)

**CONDITION:** The enemy is conducting tactical operations. The opposing forces (OPFOR) element receives orders to attack the enemy, the area of occupation, or the main supply route (MSR) with smoke.

**STANDARD:** The OPFOR element disrupts the enemy's movement and smoke operations. 1. Determines the delivery method of the smoke attack. 2. Locates the target. 3. Delivers the smoke attack downwind. 4. Attacks the enemy with smoke, and surge attacks when the enemy responds to the smoke.

**TASK:** Disrupt a Net Control Station (NCS) (5-OPFOR-0019)

**CONDITION:** The enemy has established a NCS. The opposing forces (OPFOR) element has radio and jamming equipment.

**STANDARD:** The OPFOR element attempts to disrupt an NCS. 1. Attempts to locate the radio frequency that the unit is operating on. 2. Attempts to enter the radio net. 3. Attempts to issue "bogus" orders to a unit on the net. 4. Jams the radio frequency and forces the unit to go to an alternate frequency.

**TASK:** Disrupt Construction of Vehicle Fighting Positions (5-OPFOR-0020)

**CONDITION:** The opposing forces (OPFOR) element has located the enemy. The priority intelligence requirements (PIR) and other intelligence obtained by OPFOR patrols indicate the enemy is constructing vehicle fighting positions within its defensive area. The OPFOR element has automatic and antiarmor weapons and light mortars.

**STANDARD:** The OPFOR element attempts to disrupt the enemy's efforts to establish vehicle fighting positions. 1. Locates the defensive area. 2. Surprises the main body. 3. Penetrates the defensive area with squad-size probes. 4. Inflicts casualties on the unit. 5. Destroys vehicles. 6. Disrupts the unit's preparations (prevents or delays beyond the unit's allotted time).

**TASK:** Disrupt an Engineer Reconnaissance (5-OPFOR-0022)

**CONDITION:** The enemy is conducting an engineer reconnaissance. The opposing forces (OPFOR) element is positioned along the enemy's route.

**STANDARD:** The OPFOR element disrupts an engineer reconnaissance. 1. Prevents the unit from meeting its specified time schedule. 2. Forces the unit to deviate from its specified route. 3. Prevents the unit from accomplishing its assigned engineer reconnaissance. 4. Surprises the unit conducting the reconnaissance.

**TASK:** Conduct an Ambush (5-OPFOR-0007)

**CONDITION:** The enemy is moving in a convoy. The opposing forces (OPFOR) element is positioned along the enemy's route.

**STANDARD:** The OPFOR element inflicts casualties on the enemy and causes vehicle and equipment damage. 1. Prepares an ambush site before the element arrives. 2. Surprises march element forces. 3. Inflicts heavy casualties within the designated kill zone. 4. Inflicts heavy damage to vehicles and equipment within the designated kill zone. 5. Delays the march element from reaching a specified destination for a specified period of time. 6. Withdraws on order. 7. Sustains no casualties. 8. Reports actions to superiors.

**TASK:** Conduct an Aerial Reconnaissance (5-OPFOR-0010)

**CONDITION:** The opposing forces (OPFOR) headquarters (HQ) element requires intelligence on the locations and identification of enemy elements. An aircraft is dispatched to take photographs and make a visual inspection of the enemy rear area.

**STANDARD:** The OPFOR element gathers photograph intelligence of the enemy. 1. Photographs the assigned sectors. 2. Makes quick visual checks where the ceiling is low. 3. Locates enemy positions in the area, particularly support and storage bases, and command and control (C2) facilities. 4. Sustains no loss of aircraft. 5. Reports priority intelligence requirements (PIR) and other information requirements to the OPFOR HQ.

**TASK:** Conduct Terrorist and Saboteur Attacks (5-OPFOR-0005)

**CONDITION:** The opposing forces (OPFOR) element dispatches small teams into the enemy's rear area to disrupt combat service support (CSS) operations.

**STANDARD:** The enemy sustains disrupted command and control (C2), destroyed equipment and supplies, and light casualties. 1. Locates rear support bases and C2 facilities. 2. Delays and disrupts CSS operations through probes. 3. Infiltrates CSS bases to conduct sabotage and terrorist activities. 4. Inflicts light casualties. 5. Destroys supplies and equipment.

**TASK:** Disrupt a Route Reconnaissance (5-OPFOR-0021)

**CONDITION:** The enemy is conducting a route reconnaissance. The opposing forces (OPFOR) element is positioned along the enemy's route.

**STANDARD:** The OPFOR element attempts to disrupt a squad/section conducting a route reconnaissance. 1. Prevents the unit from meeting its specified time schedule. 2. Forces the unit to deviate from its specified route. 3. Prevents the unit from reaching its assigned destination. 4. Surprises the squad/section. 5. Inflicts casualties on the unit.

**TASK:** Conduct a Raid (5-OPFOR-0004)

**CONDITION:** The opposing forces (OPFOR) element has occupied an objective rally point and has orders to conduct a raid on a combat service support (CSS) base.

**STANDARD:** The OPFOR element infiltrates the enemy's base and destroys all of the targets. 1. Surprises the enemy forces. 2. Assaults the support base and accomplishes the assigned tasks. 3. Destroys the specified equipment and supplies. 4. Avoids being decisively engaged. 5. Withdraws all personnel from the objective areas within the time prescribed. 6. Obtains all priority intelligence requirements (PIR) from the raid site. 7. Sustains only light casualties from enemy fire.

**TASK:** Disrupt Defensive Preparations (5-OPFOR-0018)

**CONDITION:** The opposing forces (OPFOR) element has located the enemy. Priority intelligence requirements (PIR) and other intelligence requirements obtained by OPFOR patrols indicate that the enemy elements are establishing defensive positions. The OPFOR element has automatic and antiarmor weapons and light mortars.

**STANDARD:** The OPFOR element disrupts and delays the enemy's defensive preparations. 1. Locates and penetrates the enemy's security system. 2. Forces the enemy to delay defensive preparations. 3. Disrupts the enemy's obstacle preparations.

**TASK:** Disrupt Quartering Party Operations (5-OPFOR-0017)

**CONDITION:** The enemy is conducting quartering party operations. It has established an assembly area (AA) but has not moved in the main body.

**STANDARD:** The opposing forces (OPFOR) element attempts to disrupt quartering party operations and infiltrate the enemy's AA. 1. Locates the quartering party and the AA. 2. Surprises the main body. 3. Penetrates the AA with squad-size probes. 4. Inflicts personnel casualties and vehicle damage. 5. Disrupts the unit's preparations (prevents or delays beyond the unit's allotted time).

**TASK:** Disrupt Enemy Movement and Operations Using Tactical Nuclear Weapons (5-OPFOR-0016)

**CONDITION:** The opposing forces (OPFOR) element has located the enemy. Priority intelligence requirements (PIR) and other intelligence requirements have been obtained by OPFOR patrols. Tactical nuclear weapons are employed against key locations in the rear area.

**STANDARD:** The OPFOR element disrupts enemy movement and operations. 1. Disrupts or delays the movement of the enemy's equipment and supplies to the forward areas. 2. Destroys enemy equipment and supplies. 3. Inflicts a high rate of nuclear casualties among the enemy forces. 4. Denies the enemy the use of specified areas. 5. Contaminates the enemy's equipment and supplies.

**TASK:** Disrupt Enemy Movement and Operations Using Persistent and Nonpersistent Chemical Weapons (5-OPFOR-0015)

**CONDITION:** The opposing forces (OPFOR) element has located the enemy. Priority intelligence requirements (PIR) and other intelligence requirements have been obtained by OPFOR patrols. The OPFOR units deliver chemical agents, by means of conventional artillery weapons or aircraft, along selected supply routes and key bases in the rear area.

**STANDARD:** The OPFOR element disrupts enemy movement and operations using persistent and nonpersistent chemical weapons. 1. Delivers chemical agents in low and densely wooded areas. 2. Delays the movement of enemy supplies and equipment to the forward areas. 3. Restricts the movement of the enemy units in the rear area. 4. Channels the movement of enemy units into predesignated ambush areas. 5. Contaminates enemy supplies and equipment. 6. Inflicts a high rate of casualties on enemy forces.

**TASK:** Counter Passage of Lines (5-OPFOR-0012)

**CONDITION:** Enemy forces are in defensive positions, but they are expected to attempt passage-of-lines operations. The opposing forces (OPFOR) received orders to disrupt enemy passage-of-lines operations.

**STANDARD:** The OPFOR element delays or prevents enemy passage of lines. 1. Delays the passage. 2. Prevents the company from moving all personnel through the stationary unit. 3. Engages the main body of either the moving or the stationary unit.

**TASK:** Disrupt Movement (5-OPFOR-0014)

**CONDITION:** The enemy is expected to move through the opposing forces (OPFOR) element's area of operations. The OPFOR element has received an operation order (OPORD) or fragmentary order (FRAGO) to disrupt enemy movement. The enemy has the capability to defend with direct fire and antiarmor weapons.

**STANDARD:** The OPFOR element delays enemy movement. 1. Delays the element. 2. Forces the element to deviate from its route. 3. Prevents the element from reaching its destination. 4. Surprises the element's main body.

**TASK:** Conduct Air Attacks (5-OPFOR-0002)

**CONDITION:** The opposing forces (OPFOR) element in the rear area has forwarded the positions of the enemy support sites or the locations of moving elements. The OPFOR aircraft have been dispatched to attack enemy installations or convoys.

**STANDARD:** The OPFOR element attempts to delay, disrupt, or damage the enemy targets by air. 1. Locates the target (support sites or convoys). 2. Makes attack runs on the designated targets. 3. Inflicts heavy damage to the selected target. 4. Sustains no loss of aircraft. 5. Delays moving the force for more than one hour.

**TASK:** Defend a Minefield (5-OPFOR-0023)

**CONDITION:** The enemy is conducting a minefield sweeping operation. The opposing forces (OPFOR) element has a minefield placed in the enemy's path. The minefield is under constant observation and fire.

**STANDARD:** The OPFOR element defends a minefield against an enemy element conducting a minefield sweeping operation. 1. Prevents the unit from detecting the obstacle. 2. Disrupts the minefield sweeping operation. 3. Prevents the unit from conducting the minefield sweeping operation, prevents the unit from moving all personnel through the breach or delays the completion of the minefield sweeping operation for more than 45 minutes.

**TASK:** Attack (5-OPFOR-0001)

**CONDITION:** The opposing forces (OPFOR) element has located the enemy. The priority intelligence requirements (PIR) and other intelligence requirements have been obtained by OPFOR patrols. The OPFOR element has automatic and antiarmor weapons and light mortars.

**STANDARD:** The OPFOR element attempts to seize the terrain, vehicles, or equipment. 1. Develops an attack plan. 2. Surprises the enemy unit's main body. 3. Initiates the attack using a scheme of maneuver that exploits the enemy's flanks, gaps, and weaknesses. 4. Uses covered and concealed routes to approach the enemy forces' flanks, gaps, or weakly held areas. 5. Employs indirect fire to support the attack. 6. Penetrates enemy defenses. 7. Destroys equipment and supplies. 8. Inflicts heavy casualties. 9. Isolates the combat service support (CSS) base by blocking reinforcements. 10. Forces enemy units to displace. 11. Avoids being fixed in one position. 12. Withdraws before the CSS base is reinforced with tactical combat forces.

**TASK:** Disrupt Assembly Area (AA) Activities (5-OPFOR-0013)

**CONDITION:** Intelligence reports indicate that platoon- and company-size enemy units are operating in the opposing forces (OPFOR) area of operations. Enemy units can defend from AAs with direct fire, antiarmor weapons, and indirect fire. The enemy has close air support (CAS) and nuclear, biological, and chemical (NBC) capabilities.

**STANDARD:** The OPFOR element locates and disrupts the enemy's AA activities. 1. Locates the element's AA. 2. Probes the AA with squad- or team-size elements. 3. Inflicts more than 5 percent casualties on the element. 4. Disrupts the element's preparations (prevents or delays beyond the element's allotted time).

**TASK:** Maintain Contact (5-OPFOR-0003)

**CONDITION:** The opposing forces (OPFOR) element is engaged with enemy base defense forces. The enemy forces are withdrawing under pressure.

**STANDARD:** The OPFOR element maintains enemy contact while the enemy withdraws. 1. Engages the enemy forces decisively. 2. Advances the OPFOR as the enemy forces withdraw. 3. Inflicts heavy casualties. 4. Captures the members of the enemy force. 5. Captures documents and equipment. 6. Safeguards captured documents, equipment, and personnel.

**ELEMENTS:** Company Headquarters  
 Three Combat Mobility Platoons  
 Nine Combat Engineer Squads  
 Mobility Support Platoon  
 Three Mobility Sections

**TASK:** Disable Critical Equipment and Material (05-3-0210)  
 (FM 5-250) (TM 750-244-2) (TM 750-244-3)  
 (TM 750-244-6) (TM 750-244-7)

**ITERATION:** 1 2 3 4 5 M (Circle)

**COMMANDER/LEADER ASSESSMENT:** T P U (Circle)

**CONDITIONS:** An enemy assault penetrates the element's position. The element leader is ordered to evacuate the position and disable items that the platoon cannot haul or move. Digital units have performed functionality checks, and systems are operational. Some iterations of this task should be performed in MOPP4.

**TASK STANDARDS:** The element evacuates the position and disables all critical items that cannot be hauled or moved. Digital units send and receive reports via frequency-modulated (FM) or digital means. The time required to perform this task is increased when conducting it in mission-oriented protection posture (MOPP) 4.

TASK STEPS AND PERFORMANCE MEASURES	GO	NO-GO
<ul style="list-style-type: none"> <li>* 1. The element leader prioritizes the equipment to be disabled.               <ul style="list-style-type: none"> <li>a. Used information in the unit's standing operating procedure (SOP).</li> <li>b. Identified critical equipment as communication (radios and keying material), transportation assets (tracked and wheeled vehicles and construction equipment), barrier material (mines, wire, and explosives), and weapons systems.</li> <li>c. Prioritized the disabling of the equipment based on its value to the enemy.</li> </ul> </li> <li>* 2. The element leader determines the method for disabling tracked and wheeled vehicles, including the construction equipment, and directs unit members.               <ul style="list-style-type: none"> <li>a. Smashed vital elements, such as the gearbox, the starter, the battery, the engine block, the transmission, the instrument panel, and the communications equipment.</li> <li>b. Drained the hydraulic system and cut the hoses.</li> <li>c. Used explosives to disable transportation assets, such as tracked or wheeled vehicles and trailers.</li> <li>d. Used a bayonet or another cutting tool to slash all tires.</li> <li>e. Drained the oil and ran the engine until it seized.</li> </ul> </li> <li>* 3. The element leader determines the method for disabling the communications equipment and directs the unit members.               <ul style="list-style-type: none"> <li>a. Smashed vital elements using an ax, a pick, a sledgehammer, or any heavy implement. Smashed all dials, knobs, and gauges and demolished all antennas.</li> <li>b. Used explosives to disable the communications equipment.</li> </ul> </li> <li>* 4. The element leader determines the amount of barrier material (mines, wire, and explosives) to use and destroys the remaining items with explosives.</li> </ul>		



TASK STEPS AND PERFORMANCE MEASURES	GO	NO-GO
* 5. The element leader determines the method for disabling an organic bridge with demolitions. <ul style="list-style-type: none"> <li>a. Considered whether to use partial or complete destruction.</li> <li>b. Considered the quantity and type of explosive.</li> <li>c. Considered whether to use an electric or nonelectric firing system.</li> <li>d. Considered what the appropriate time would be to disable or demolish the bridge.</li> <li>e. Considered the method of coordination to use with adjacent forces.</li> </ul> 6. The element members disable critical equipment during the evacuation according to the platoon leader's plan. * 7. The element leader submits status reports to the company according to the unit's SOP.		

TASK PERFORMANCE / EVALUATION SUMMARY BLOCK							
ITERATION	1	2	3	4	5	M	TOTAL
TOTAL TASK STEPS EVALUATED							
TOTAL TASK STEPS "GO"							
TRAINING STATUS "GO"/"NO-GO"							

"\*" indicates a leader task step.

#### SUPPORTING INDIVIDUAL TASKS

Task Number	Task Title
052-193-2014	Determine the Safe Distance When Firing Explosives
052-193-2016	Place Steel-Cutting Charges
052-193-2030	Clear Misfires
052-193-3023	Calculate Steel-Cutting Charges
052-193-3054	Prepare a Demolition Reconnaissance Report
052-193-4040	Supervise Engineer Demolition Missions

#### SUPPORTING COLLECTIVE TASKS: NONE

#### OPFOR TASKS AND STANDARDS

**TASK:** Conduct Air Attacks (5-OPFOR-0002)

**CONDITION:** The opposing forces (OPFOR) element in the rear area has forwarded the positions of the enemy support sites or the locations of moving elements. The OPFOR aircraft have been dispatched to attack enemy installations or convoys.

**STANDARD:** The OPFOR element attempts to delay, disrupt, or damage the enemy targets by air. 1. Locates the target (support sites or convoys). 2. Makes attack runs on the designated targets. 3. Inflicts heavy damage to the selected target. 4. Sustains no loss of aircraft. 5. Delays moving the force for more than one hour.

**TASK:** Conduct Sniper Operations (5-OPFOR-0006)

**CONDITION:** The opposing forces (OPFOR) element has assigned snipers (regular or irregular elements) in the enemy's rear area along the main supply route (MSR) and near support sites.

**STANDARD:** The OPFOR element kills or wounds targets. 1. Sets up a well-concealed location. 2. Engages vehicle drivers or personnel on foot with short bursts of semiautomatic fire. 3. Kills or wounds selected targets. 4. Prevents the position from being discovered by enemy forces. 5. Evacuates the area without being spotted. 6. Reports all specified priority intelligence requirements (PIR) and other intelligence requirements to the OPFOR headquarters (HQ).

**TASK:** Conduct an Attack (5-OPFOR-0008)

**CONDITION:** The enemy is conducting tactical operations. The opposing forces (OPFOR) element receives orders to attack the enemy, the area of occupation, or the main supply route (MSR) with smoke.

**STANDARD:** The OPFOR element disrupts the enemy's movement and smoke operations. 1. Determines the delivery method of the smoke attack. 2. Locates the target. 3. Delivers the smoke attack downwind. 4. Attacks the enemy with smoke, and surge attacks when the enemy responds to the smoke.

**TASK:** Disrupt a Net Control Station (NCS) (5-OPFOR-0019)

**CONDITION:** The enemy has established a NCS. The opposing forces (OPFOR) element has radio and jamming equipment.

**STANDARD:** The OPFOR element attempts to disrupt an NCS. 1. Attempts to locate the radio frequency that the unit is operating on. 2. Attempts to enter the radio net. 3. Attempts to issue "bogus" orders to a unit on the net. 4. Jams the radio frequency and forces the unit to go to an alternate frequency.

**TASK:** Disrupt Construction of Vehicle Fighting Positions (5-OPFOR-0020)

**CONDITION:** The opposing forces (OPFOR) element has located the enemy. The priority intelligence requirements (PIR) and other intelligence obtained by OPFOR patrols indicate the enemy is constructing vehicle fighting positions within its defensive area. The OPFOR element has automatic and antiarmor weapons and light mortars.

**STANDARD:** The OPFOR element attempts to disrupt the enemy's efforts to establish vehicle fighting positions. 1. Locates the defensive area. 2. Surprises the main body. 3. Penetrates the defensive area with squad-size probes. 4. Inflicts casualties on the unit. 5. Destroys vehicles. 6. Disrupts the unit's preparations (prevents or delays beyond the unit's allotted time).

**TASK:** Defeat Obstacles (5-OPFOR-0009)

**CONDITION:** The opposing forces (OPFOR) element encounters an obstacle that blocks the avenue of approach as it advances upon the enemy forces.

**STANDARD:** The OPFOR element bypasses or breaches the enemy obstacle. 1. Detects the obstacle before halting its main body. 2. Defeats the obstacle. a. Bypasses the obstacle without entering the engagement areas. b. Breaches the obstacle within 45 minutes and passes its entire force through the obstacle. 3. Does not incur degradation to the point that the mission must be discontinued.

**TASK:** Disrupt an Engineer Reconnaissance (5-OPFOR-0022)

**CONDITION:** The enemy is conducting an engineer reconnaissance. The opposing forces (OPFOR) element is positioned along the enemy's route.

**STANDARD:** The OPFOR element disrupts an engineer reconnaissance. 1. Prevents the unit from meeting its specified time schedule. 2. Forces the unit to deviate from its specified route. 3. Prevents the unit from accomplishing its assigned engineer reconnaissance. 4. Surprises the unit conducting the reconnaissance.

**TASK:** Conduct an Ambush (5-OPFOR-0007)

**CONDITION:** The enemy is moving in a convoy. The opposing forces (OPFOR) element is positioned along the enemy's route.

**STANDARD:** The OPFOR element inflicts casualties on the enemy and causes vehicle and equipment damage. 1. Prepares an ambush site before the element arrives. 2. Surprises march element forces. 3. Inflicts heavy casualties within the designated kill zone. 4. Inflicts heavy damage to vehicles and equipment within the designated kill zone. 5. Delays the march element from reaching a specified destination for a specified period of time. 6. Withdraws on order. 7. Sustains no casualties. 8. Reports actions to superiors.

**TASK:** Conduct an Aerial Reconnaissance (5-OPFOR-0010)

**CONDITION:** The opposing forces (OPFOR) headquarters (HQ) element requires intelligence on the locations and identification of enemy elements. An aircraft is dispatched to take photographs and make a visual inspection of the enemy rear area.

**STANDARD:** The OPFOR element gathers photograph intelligence of the enemy. 1. Photographs the assigned sectors. 2. Makes quick visual checks where the ceiling is low. 3. Locates enemy positions in the area, particularly support and storage bases, and command and control (C2) facilities. 4. Sustains no loss of aircraft. 5. Reports priority intelligence requirements (PIR) and other information requirements to the OPFOR HQ.

**TASK:** Conduct Terrorist and Saboteur Attacks (5-OPFOR-0005)

**CONDITION:** The opposing forces (OPFOR) element dispatches small teams into the enemy's rear area to disrupt combat service support (CSS) operations.

**STANDARD:** The enemy sustains disrupted command and control (C2), destroyed equipment and supplies, and light casualties. 1. Locates rear support bases and C2 facilities. 2. Delays and disrupts CSS operations through probes. 3. Infiltrates CSS bases to conduct sabotage and terrorist activities. 4. Inflicts light casualties. 5. Destroys supplies and equipment.

**TASK:** Disrupt a Route Reconnaissance (5-OPFOR-0021)

**CONDITION:** The enemy is conducting a route reconnaissance. The opposing forces (OPFOR) element is positioned along the enemy's route.

**STANDARD:** The OPFOR element attempts to disrupt a squad/section conducting a route reconnaissance. 1. Prevents the unit from meeting its specified time schedule. 2. Forces the unit to deviate from its specified route. 3. Prevents the unit from reaching its assigned destination. 4. Surprises the squad/section. 5. Inflicts casualties on the unit.

**TASK:** Surrender to the Capturing Unit on the Battlefield (5-OPFOR-0024)

**CONDITION:** The enemy has captured the opposing forces (OPFOR) element's soldiers, documents, and equipment sensitive to the OPFOR tactical operations.

**STANDARD:** The OPFOR soldiers retain or destroy documents and equipment. The OPFOR element surrenders documents and equipment of no tactical use to the enemy and attempts to conceal or destroy items of tactical value. The OPFOR element attempts escape and evasion. 1. Prevents the successful capture of documents and equipment. 2. Destroys documents and equipment. 3. Removes identifying markings from equipment. 4. Removes unit-identifying insignia. 5. Provides misleading information. 6. Plans an escape. 7. Delays movement to the nearest collection point. 8. Prevents safeguarding of enemy prisoners of war (EPWs) in order to cause embarrassment to the United States (US).

**TASK:** Conduct a Raid (5-OPFOR-0004)

**CONDITION:** The opposing forces (OPFOR) element has occupied an objective rally point and has orders to conduct a raid on a combat service support (CSS) base.

**STANDARD:** The OPFOR element infiltrates the enemy's base and destroys all of the targets. 1. Surprises the enemy forces. 2. Assaults the support base and accomplishes the assigned tasks. 3. Destroys the specified equipment and supplies. 4. Avoids being decisively engaged. 5. Withdraws all personnel from the objective areas within the time prescribed. 6. Obtains all priority intelligence requirements (PIR) from the raid site. 7. Sustains only light casualties from enemy fire.

**TASK:** Disrupt Defensive Preparations (5-OPFOR-0018)

**CONDITION:** The opposing forces (OPFOR) element has located the enemy. Priority intelligence requirements (PIR) and other intelligence requirements obtained by OPFOR patrols indicate that the enemy elements are establishing defensive positions. The OPFOR element has automatic and antiarmor weapons and light mortars.

**STANDARD:** The OPFOR element disrupts and delays the enemy's defensive preparations. 1. Locates and penetrates the enemy's security system. 2. Forces the enemy to delay defensive preparations. 3. Disrupts the enemy's obstacle preparations.

**TASK:** Disrupt Quartering Party Operations (5-OPFOR-0017)

**CONDITION:** The enemy is conducting quartering party operations. It has established an assembly area (AA) but has not moved in the main body.

**STANDARD:** The opposing forces (OPFOR) element attempts to disrupt quartering party operations and infiltrate the enemy's AA. 1. Locates the quartering party and the AA. 2. Surprises the main body. 3. Penetrates the AA with squad-size probes. 4. Inflicts personnel casualties and vehicle damage. 5. Disrupts the unit's preparations (prevents or delays beyond the unit's allotted time).

**TASK:** Disrupt Enemy Movement and Operations Using Tactical Nuclear Weapons (5-OPFOR-0016)

**CONDITION:** The opposing forces (OPFOR) element has located the enemy. Priority intelligence requirements (PIR) and other intelligence requirements have been obtained by OPFOR patrols. Tactical nuclear weapons are employed against key locations in the rear area.

**STANDARD:** The OPFOR element disrupts enemy movement and operations. 1. Disrupts or delays the movement of the enemy's equipment and supplies to the forward areas. 2. Destroys enemy equipment and supplies. 3. Inflicts a high rate of nuclear casualties among the enemy forces. 4. Denies the enemy the use of specified areas. 5. Contaminates the enemy's equipment and supplies.

**TASK:** Disrupt Enemy Movement and Operations Using Persistent and Nonpersistent Chemical Weapons (5-OPFOR-0015)

**CONDITION:** The opposing forces (OPFOR) element has located the enemy. Priority intelligence requirements (PIR) and other intelligence requirements have been obtained by OPFOR patrols. The OPFOR units deliver chemical agents, by means of conventional artillery weapons or aircraft, along selected supply routes and key bases in the rear area.

**STANDARD:** The OPFOR element disrupts enemy movement and operations using persistent and nonpersistent chemical weapons. 1. Delivers chemical agents in low and densely wooded areas. 2. Delays the movement of enemy supplies and equipment to the forward areas. 3. Restricts the movement of the enemy units in the rear area. 4. Channels the movement of enemy units into predesignated ambush areas. 5. Contaminates enemy supplies and equipment. 6. Inflicts a high rate of casualties on enemy forces.

**TASK:** Counter Passage of Lines (5-OPFOR-0012)

**CONDITION:** Enemy forces are in defensive positions, but they are expected to attempt passage-of-lines operations. The opposing forces (OPFOR) received orders to disrupt enemy passage-of-lines operations.

**STANDARD:** The OPFOR element delays or prevents enemy passage of lines. 1. Delays the passage. 2. Prevents the company from moving all personnel through the stationary unit. 3. Engages the main body of either the moving or the stationary unit.

**TASK:** Disrupt Movement (5-OPFOR-0014)

**CONDITION:** The enemy is expected to move through the opposing forces (OPFOR) element's area of operations. The OPFOR element has received an operation order (OPORD) or fragmentary order (FRAGO) to disrupt enemy movement. The enemy has the capability to defend with direct fire and antiarmor weapons.

**STANDARD:** The OPFOR element delays enemy movement. 1. Delays the element. 2. Forces the element to deviate from its route. 3. Prevents the element from reaching its destination. 4. Surprises the element's main body.

**TASK:** Defend a Minefield (5-OPFOR-0023)

**CONDITION:** The enemy is conducting a minefield sweeping operation. The opposing forces (OPFOR) element has a minefield placed in the enemy's path. The minefield is under constant observation and fire.

**STANDARD:** The OPFOR element defends a minefield against an enemy element conducting a minefield sweeping operation. 1. Prevents the unit from detecting the obstacle. 2. Disrupts the minefield sweeping operation. 3. Prevents the unit from conducting the minefield sweeping operation, prevents the unit from moving all personnel through the breach or delays the completion of the minefield sweeping operation for more than 45 minutes.

**TASK:** Attack (5-OPFOR-0001)

**CONDITION:** The opposing forces (OPFOR) element has located the enemy. The priority intelligence requirements (PIR) and other intelligence requirements have been obtained by OPFOR patrols. The OPFOR element has automatic and antiarmor weapons and light mortars.

**STANDARD:** The OPFOR element attempts to seize the terrain, vehicles, or equipment. 1. Develops an attack plan. 2. Surprises the enemy unit's main body. 3. Initiates the attack using a scheme of maneuver that exploits the enemy's flanks, gaps, and weaknesses. 4. Uses covered and concealed routes to approach the enemy forces' flanks, gaps, or weakly held areas. 5. Employs indirect fire to support the attack. 6. Penetrates enemy defenses. 7. Destroys equipment and supplies. 8. Inflicts heavy casualties. 9. Isolates the combat service support (CSS) base by blocking reinforcements. 10. Forces enemy units to displace. 11. Avoids being fixed in one position. 12. Withdraws before the CSS base is reinforced with tactical combat forces.

**TASK:** Disrupt Assembly Area (AA) Activities (5-OPFOR-0013)

**CONDITION:** Intelligence reports indicate that platoon- and company-size enemy units are operating in the opposing forces (OPFOR) area of operations. Enemy units can defend from AAs with direct fire, antiarmor weapons, and indirect fire. The enemy has close air support (CAS) and nuclear, biological, and chemical (NBC) capabilities.

**STANDARD:** The OPFOR element locates and disrupts the enemy's AA activities. 1. Locates the element's AA. 2. Probes the AA with squad- or team-size elements. 3. Inflicts more than 5 percent casualties on the element. 4. Disrupts the element's preparations (prevents or delays beyond the element's allotted time).

**TASK:** Maintain Contact (5-OPFOR-0003)

**CONDITION:** The opposing forces (OPFOR) element is engaged with enemy base defense forces. The enemy forces are withdrawing under pressure.

**STANDARD:** The OPFOR element maintains enemy contact while the enemy withdraws. 1. Engages the enemy forces decisively. 2. Advances the OPFOR as the enemy forces withdraw. 3. Inflicts heavy casualties. 4. Captures the members of the enemy force. 5. Captures documents and equipment. 6. Safeguards captured documents, equipment, and personnel.

**ELEMENTS:** Three Combat Mobility Platoons  
 Nine Combat Engineer Squads  
 Mobility Support Platoon  
 Three Mobility Sections

**TASK:** Construct Wire Obstacles (05-3-0303)  
 (FM 5-34) (FM 20-32) (FM 5-102)  
 (FM 90-7)

**ITERATION:** 1 2 3 4 5 M (Circle)

**COMMANDER/LEADER ASSESSMENT:** T P U (Circle)

**CONDITIONS:** The element receives a fragmentary order (FRAGO) or an operation order (OPORD) to construct a wire obstacle at an 8-digit grid location to reinforce terrain in support of the scheme of maneuver. The element has the materials available to construct the wire obstacle. The wire obstacle may be emplaced as a tactical or protective obstacle. Digital units have performed functionality checks, and systems are operational. Some iterations of this task should be performed in MOPP4.

**TASK STANDARDS:** The element emplaces the obstacle to standard according to higher headquarters (HQ) requirements (tactical [disrupt, fix, turn, or block] or protective) and the timeline specified in the FRAGO or OPORD. The element sites and constructs the obstacle, performs an obstacle turnover, and reports to higher HQ or the supported maneuver unit HQ. Digital units send and receive reports using frequency-modulated (FM) or digital means. The element updates overlays and provides appropriate Department of the Army (DA) forms according to the unit's tactical standing operating procedure (TACSOP) and the applicable Standardization Agreement (STANAG). The time required to conduct this task is increased when conducted in mission-oriented protection posture (MOPP) 4.

TASK STEPS AND PERFORMANCE MEASURES	GO	NO-GO
<p>* 1. The element leader receives a FRAGO or OPORD to construct a wire obstacle to reinforce terrain in support of the scheme of maneuver.</p> <p>NOTE: Digital units send orders and reports and perform a map reconnaissance using the Army Battle Command System (ABCS) according to the unit's TACSOP.</p> <ul style="list-style-type: none"> <li>a. Conducted a thorough map reconnaissance, including the route and the terrain.</li> <li>b. Reviewed the unit's standing operating procedure (SOP) or TACSOP.</li> <li>c. Conducted troop-leading procedures.</li> <li>d. Conducted precombat checks (PCCs) and precombat inspections (PCIs).</li> <li>e. Conducted a risk management assessment and a safety briefing according to the unit's SOP or TACSOP.</li> </ul> <p>* 2. The element leader prepares to construct a wire obstacle.</p> <ul style="list-style-type: none"> <li>a. Reconnoitered the site to consider needed security, potential actions on contact, and the accessibility of materials.</li> <li>b. Organized the work party.</li> </ul> <p>* 3. The element leader and overwatch units site the obstacle as part of the overwatch unit's engagement area (EA) development process.</p> <p>NOTE: Cover the obstacle with direct and/or indirect fire.</p> <p>4. The element constructs the wire obstacle.</p> <p>NOTE: Digital units report obstacle completion and locations by populating the Force XXI Battle Command Brigade and Below (FBCB2) System and report to higher HQ according to the unit's TACSOP.</p> <ul style="list-style-type: none"> <li>a. Used triple-standard concertina.</li> </ul>		

TASK STEPS AND PERFORMANCE MEASURES	GO	NO-GO
<p>(1) Worked from the enemy side to the friendly side.</p> <p>(2) Spaced the pickets at 3.8-meter (5-pace) intervals.</p> <p>NOTE: 1 meter equals 1.3 paces.</p> <p>(3) Staggered the rear row.</p> <p>(4) Secured the bottom rolls with horizontal wire on both the enemy side and the friendly side.</p> <p>(5) Anchored the horizontal wire to the anchor (short) pickets, 1.5 meters (2 paces) from the end of the long pickets.</p> <p>(6) Secured the top roll, the horizontal wire, and the bottom roll on the friendly side with wire ties midway between pickets.</p> <p>(7) Completed construction within the time standard of 1 squad hour per 100 meters during daylight or 1.5 squad hours per 100 meters in darkness.</p> <p>b. Prepared the knife rest.</p> <p>(1) Prepared a knife rest 3 to 5 meters long.</p> <p>(2) Secured the knife rest to the ground 3 to 5 meters between the cross members with a minimum height of 1.2 meters and tightly lashed together.</p> <p>(3) Completed construction within the time standard of 1 squad hour per knife rest during daylight or 1.5 squad hours per knife rest in darkness.</p> <p>c. Prepared a double-apron, 4-2 pace fence.</p> <p>(1) Laid the fence centerline.</p> <p>(2) Spaced the long pickets at 3-meter (4-pace) intervals.</p> <p>(3) Spaced anchor pickets 1.5 meters (2 paces) in each direction away from the centerline and midway between the long pickets.</p> <p>(4) Installed all 12 wires working from the enemy side to the friendly side.</p> <p>NOTE: No antitank mines should be placed in the fence.</p> <p>(5) Used the correct wire ties and ensured that all of the wires were tight.</p> <p>(6) Completed construction within the time standard of 3 squad hours per 100 meters during daylight or 4.5 squad hours per 100 meters in darkness.</p> <p>d. Constructed an 11-row antivehicular wire obstacle.</p> <p>(1) Spaced pickets at 3.8-meter (5-pace) intervals.</p> <p>(2) Placed the concertina wire over the long pickets and placed a 20-centimeter-diameter log between the 5th and 6th rows.</p> <p>(3) Anchored the horizontal wires to the anchor stakes, 1.5 meters (2 paces) from each end of the concertina.</p> <p>(4) Ensured that the obstacle was no less than 10 meters (11 rows) deep.</p> <p>(5) Completed construction within the time standard of 1squad hour during daylight or 2 squad hours in darkness.</p> <p>NOTE: The time standard given is for entanglements that are 15 meters wide and 10 meters (11 rows) deep.</p> <p>* 5. The element leader ensures that the wire obstacle meets the commander's intent and requirements.</p> <p>* 6. The element leader submits initiation reports, status updates, and completion reports to higher HQ according to the unit's SOP or TACSOP.</p> <p>* 7. The element leader conducts an obstacle turnover to the overwatch unit according to the unit's SOP or TACSOP.</p> <p>NOTE: Refer to Field Manual (FM) 20-32 for information on how to prepare an obstacle turnover checklist.</p>		



TASK PERFORMANCE / EVALUATION SUMMARY BLOCK							
ITERATION	1	2	3	4	5	M	TOTAL
TOTAL TASK STEPS EVALUATED							
TOTAL TASK STEPS "GO"							
TRAINING STATUS "GO"/"NO-GO"							

"\*" indicates a leader task step.

#### SUPPORTING INDIVIDUAL TASKS

Task Number	Task Title
052-195-2101	Direct Construction of Wire Entanglements
052-195-3066	Direct Construction of Nonexplosive Obstacles
052-195-3067	Determine Logistical Requirements for Wire Obstacles

#### SUPPORTING COLLECTIVE TASKS

Task Number	Task Title
05-2-0001	Prepare an Obstacle Plan
05-2-7008	Prepare an Operation Order (OPORD) (Company/Platoon)

#### OPFOR TASKS AND STANDARDS

**TASK:** Maintain Contact (5-OPFOR-0003)

**CONDITION:** The opposing forces (OPFOR) element is engaged with enemy base defense forces. The enemy forces are withdrawing under pressure.

**STANDARD:** The OPFOR element maintains enemy contact while the enemy withdraws. 1. Engages the enemy forces decisively. 2. Advances the OPFOR as the enemy forces withdraw. 3. Inflicts heavy casualties. 4. Captures the members of the enemy force. 5. Captures documents and equipment. 6. Safeguards captured documents, equipment, and personnel.

**TASK:** Conduct an Ambush (5-OPFOR-0007)

**CONDITION:** The enemy is moving in a convoy. The opposing forces (OPFOR) element is positioned along the enemy's route.

**STANDARD:** The OPFOR element inflicts casualties on the enemy and causes vehicle and equipment damage. 1. Prepares an ambush site before the element arrives. 2. Surprises march element forces. 3. Inflicts heavy casualties within the designated kill zone. 4. Inflicts heavy damage to vehicles and equipment within the designated kill zone. 5. Delays the march element from reaching a specified destination for a specified period of time. 6. Withdraws on order. 7. Sustains no casualties. 8. Reports actions to superiors.

**TASK:** Defeat Obstacles (5-OPFOR-0009)

**CONDITION:** The opposing forces (OPFOR) element encounters an obstacle that blocks the avenue of approach as it advances upon the enemy forces.

**STANDARD:** The OPFOR element bypasses or breaches the enemy obstacle. 1. Detects the obstacle before halting its main body. 2. Defeats the obstacle. a. Bypasses the obstacle without entering the engagement areas. b. Breaches the obstacle within 45 minutes and passes its entire force through the obstacle. 3. Does not incur degradation to the point that the mission must be discontinued.

**TASK:** Gather Intelligence (5-OPFOR-0011)

**CONDITION:** The opposing forces (OPFOR) small element, operating in the rear area, is planning attacks on enemy bases. Information is needed to complete the plans.

**STANDARD:** The OPFOR element infiltrates, gathers intelligence information, and submits its findings to the command. 1. Identifies all priority intelligence requirements (PIR) and other intelligence requirements. 2. Passes through any outpost, defensive wire, or warning devices undetected. 3. Moves to an observation point that offers cover and concealment and is clear enough to gather PIR and other intelligence requirements. 4. Gathers all PIR and other intelligence requirements. 5. Withdraws from the area undetected. 6. Reports all information to the OPFOR headquarters (HQ).

**TASK:** Disrupt Movement (5-OPFOR-0014)

**CONDITION:** The enemy is expected to move through the opposing forces (OPFOR) element's area of operations. The OPFOR element has received an operation order (OPORD) or fragmentary order (FRAGO) to disrupt enemy movement. The enemy has the capability to defend with direct fire and antiarmor weapons.

**STANDARD:** The OPFOR element delays enemy movement. 1. Delays the element. 2. Forces the element to deviate from its route. 3. Prevents the element from reaching its destination. 4. Surprises the element's main body.

**TASK:** Disrupt Defensive Preparations (5-OPFOR-0018)

**CONDITION:** The opposing forces (OPFOR) element has located the enemy. Priority intelligence requirements (PIR) and other intelligence requirements obtained by OPFOR patrols indicate that the enemy elements are establishing defensive positions. The OPFOR element has automatic and antiarmor weapons and light mortars.

**STANDARD:** The OPFOR element disrupts and delays the enemy's defensive preparations. 1. Locates and penetrates the enemy's security system. 2. Forces the enemy to delay defensive preparations. 3. Disrupts the enemy's obstacle preparations.

**TASK:** Disrupt a Net Control Station (NCS) (5-OPFOR-0019)

**CONDITION:** The enemy has established a NCS. The opposing forces (OPFOR) element has radio and jamming equipment.

**STANDARD:** The OPFOR element attempts to disrupt an NCS. 1. Attempts to locate the radio frequency that the unit is operating on. 2. Attempts to enter the radio net. 3. Attempts to issue "bogus" orders to a unit on the net. 4. Jams the radio frequency and forces the unit to go to an alternate frequency.

**TASK:** Conduct Sniper Operations (5-OPFOR-0006)

**CONDITION:** The opposing forces (OPFOR) element has assigned snipers (regular or irregular elements) in the enemy's rear area along the main supply route (MSR) and near support sites.

**STANDARD:** The OPFOR element kills or wounds targets. 1. Sets up a well-concealed location. 2. Engages vehicle drivers or personnel on foot with short bursts of semiautomatic fire. 3. Kills or wounds selected targets. 4. Prevents the position from being discovered by enemy forces. 5. Evacuates the area without being spotted. 6. Reports all specified priority intelligence requirements (PIR) and other intelligence requirements to the OPFOR headquarters (HQ).

**TASK:** Disrupt a Route Reconnaissance (5-OPFOR-0021)

**CONDITION:** The enemy is conducting a route reconnaissance. The opposing forces (OPFOR) element is positioned along the enemy's route.

**STANDARD:** The OPFOR element attempts to disrupt a squad/section conducting a route reconnaissance. 1. Prevents the unit from meeting its specified time schedule. 2. Forces the unit to deviate from its specified route. 3. Prevents the unit from reaching its assigned destination. 4. Surprises the squad/section. 5. Inflicts casualties on the unit.

**TASK:** Conduct an Attack (5-OPFOR-0008)

**CONDITION:** The enemy is conducting tactical operations. The opposing forces (OPFOR) element receives orders to attack the enemy, the area of occupation, or the main supply route (MSR) with smoke.

**STANDARD:** The OPFOR element disrupts the enemy's movement and smoke operations. 1. Determines the delivery method of the smoke attack. 2. Locates the target. 3. Delivers the smoke attack downwind. 4. Attacks the enemy with smoke, and surge attacks when the enemy responds to the smoke.

**TASK:** Disrupt Construction of Vehicle Fighting Positions (5-OPFOR-0020)

**CONDITION:** The opposing forces (OPFOR) element has located the enemy. The priority intelligence requirements (PIR) and other intelligence obtained by OPFOR patrols indicate the enemy is constructing vehicle fighting positions within its defensive area. The OPFOR element has automatic and antiarmor weapons and light mortars.

**STANDARD:** The OPFOR element attempts to disrupt the enemy's efforts to establish vehicle fighting positions. 1. Locates the defensive area. 2. Surprises the main body. 3. Penetrates the defensive area with squad-size probes. 4. Inflicts casualties on the unit. 5. Destroys vehicles. 6. Disrupts the unit's preparations (prevents or delays beyond the unit's allotted time).

**TASK:** Disrupt an Engineer Reconnaissance (5-OPFOR-0022)

**CONDITION:** The enemy is conducting an engineer reconnaissance. The opposing forces (OPFOR) element is positioned along the enemy's route.

**STANDARD:** The OPFOR element disrupts an engineer reconnaissance. 1. Prevents the unit from meeting its specified time schedule. 2. Forces the unit to deviate from its specified route. 3. Prevents the unit from accomplishing its assigned engineer reconnaissance. 4. Surprises the unit conducting the reconnaissance.

**TASK:** Conduct an Aerial Reconnaissance (5-OPFOR-0010)

**CONDITION:** The opposing forces (OPFOR) headquarters (HQ) element requires intelligence on the locations and identification of enemy elements. An aircraft is dispatched to take photographs and make a visual inspection of the enemy rear area.

**STANDARD:** The OPFOR element gathers photograph intelligence of the enemy. 1. Photographs the assigned sectors. 2. Makes quick visual checks where the ceiling is low. 3. Locates enemy positions in the area, particularly support and storage bases, and command and control (C2) facilities. 4. Sustains no loss of aircraft. 5. Reports priority intelligence requirements (PIR) and other information requirements to the OPFOR HQ.

**TASK:** Conduct Terrorist and Saboteur Attacks (5-OPFOR-0005)

**CONDITION:** The opposing forces (OPFOR) element dispatches small teams into the enemy's rear area to disrupt combat service support (CSS) operations.

**STANDARD:** The enemy sustains disrupted command and control (C2), destroyed equipment and supplies, and light casualties. 1. Locates rear support bases and C2 facilities. 2. Delays and disrupts CSS operations through probes. 3. Infiltrates CSS bases to conduct sabotage and terrorist activities. 4. Inflicts light casualties. 5. Destroys supplies and equipment.

**TASK:** Conduct a Raid (5-OPFOR-0004)

**CONDITION:** The opposing forces (OPFOR) element has occupied an objective rally point and has orders to conduct a raid on a combat service support (CSS) base.

**STANDARD:** The OPFOR element infiltrates the enemy's base and destroys all of the targets. 1. Surprises the enemy forces. 2. Assaults the support base and accomplishes the assigned tasks. 3. Destroys the specified equipment and supplies. 4. Avoids being decisively engaged. 5. Withdraws all personnel from the objective areas within the time prescribed. 6. Obtains all priority intelligence requirements (PIR) from the raid site. 7. Sustains only light casualties from enemy fire.

**TASK:** Surrender to the Capturing Unit on the Battlefield (5-OPFOR-0024)

**CONDITION:** The enemy has captured the opposing forces (OPFOR) element's soldiers, documents, and equipment sensitive to the OPFOR tactical operations.

**STANDARD:** The OPFOR soldiers retain or destroy documents and equipment. The OPFOR element surrenders documents and equipment of no tactical use to the enemy and attempts to conceal or destroy items of tactical value. The OPFOR element attempts escape and evasion. 1. Prevents the successful capture of documents and equipment. 2. Destroys documents and equipment. 3. Removes identifying markings from equipment. 4. Removes unit-identifying insignia. 5. Provides misleading information. 6. Plans an escape. 7. Delays movement to the nearest collection point. 8. Prevents safeguarding of enemy prisoners of war (EPWs) in order to cause embarrassment to the United States (US).

**TASK:** Disrupt Quartering Party Operations (5-OPFOR-0017)

**CONDITION:** The enemy is conducting quartering party operations. It has established an assembly area (AA) but has not moved in the main body.

**STANDARD:** The opposing forces (OPFOR) element attempts to disrupt quartering party operations and infiltrate the enemy's AA. 1. Locates the quartering party and the AA. 2. Surprises the main body. 3. Penetrates the AA with squad-size probes. 4. Inflicts personnel casualties and vehicle damage. 5. Disrupts the unit's preparations (prevents or delays beyond the unit's allotted time).

**TASK:** Disrupt Enemy Movement and Operations Using Tactical Nuclear Weapons (5-OPFOR-0016)

**CONDITION:** The opposing forces (OPFOR) element has located the enemy. Priority intelligence requirements (PIR) and other intelligence requirements have been obtained by OPFOR patrols. Tactical nuclear weapons are employed against key locations in the rear area.

**STANDARD:** The OPFOR element disrupts enemy movement and operations. 1. Disrupts or delays the movement of the enemy's equipment and supplies to the forward areas. 2. Destroys enemy equipment and supplies. 3. Inflicts a high rate of nuclear casualties among the enemy forces. 4. Denies the enemy the use of specified areas. 5. Contaminates the enemy's equipment and supplies.

**TASK:** Disrupt Enemy Movement and Operations Using Persistent and Nonpersistent Chemical Weapons (5-OPFOR-0015)

**CONDITION:** The opposing forces (OPFOR) element has located the enemy. Priority intelligence requirements (PIR) and other intelligence requirements have been obtained by OPFOR patrols. The OPFOR units deliver chemical agents, by means of conventional artillery weapons or aircraft, along selected supply routes and key bases in the rear area.

**STANDARD:** The OPFOR element disrupts enemy movement and operations using persistent and nonpersistent chemical weapons. 1. Delivers chemical agents in low and densely wooded areas. 2. Delays the movement of enemy supplies and equipment to the forward areas. 3. Restricts the movement of the enemy units in the rear area. 4. Channels the movement of enemy units into predesignated ambush areas. 5. Contaminates enemy supplies and equipment. 6. Inflicts a high rate of casualties on enemy forces.

**TASK:** Counter Passage of Lines (5-OPFOR-0012)

**CONDITION:** Enemy forces are in defensive positions, but they are expected to attempt passage-of-lines operations. The opposing forces (OPFOR) received orders to disrupt enemy passage-of-lines operations.

**STANDARD:** The OPFOR element delays or prevents enemy passage of lines. 1. Delays the passage. 2. Prevents the company from moving all personnel through the stationary unit. 3. Engages the main body of either the moving or the stationary unit.

**TASK:** Conduct Air Attacks (5-OPFOR-0002)

**CONDITION:** The opposing forces (OPFOR) element in the rear area has forwarded the positions of the enemy support sites or the locations of moving elements. The OPFOR aircraft have been dispatched to attack enemy installations or convoys.

**STANDARD:** The OPFOR element attempts to delay, disrupt, or damage the enemy targets by air. 1. Locates the target (support sites or convoys). 2. Makes attack runs on the designated targets. 3. Inflicts heavy damage to the selected target. 4. Sustains no loss of aircraft. 5. Delays moving the force for more than one hour.

**TASK:** Defend a Minefield (5-OPFOR-0023)

**CONDITION:** The enemy is conducting a minefield sweeping operation. The opposing forces (OPFOR) element has a minefield placed in the enemy's path. The minefield is under constant observation and fire.

**STANDARD:** The OPFOR element defends a minefield against an enemy element conducting a minefield sweeping operation. 1. Prevents the unit from detecting the obstacle. 2. Disrupts the minefield sweeping operation. 3. Prevents the unit from conducting the minefield sweeping operation, prevents the unit from moving all personnel through the breach or delays the completion of the minefield sweeping operation for more than 45 minutes.

**TASK:** Attack (5-OPFOR-0001)

**CONDITION:** The opposing forces (OPFOR) element has located the enemy. The priority intelligence requirements (PIR) and other intelligence requirements have been obtained by OPFOR patrols. The OPFOR element has automatic and antiarmor weapons and light mortars.

**STANDARD:** The OPFOR element attempts to seize the terrain, vehicles, or equipment. 1. Develops an attack plan. 2. Surprises the enemy unit's main body. 3. Initiates the attack using a scheme of maneuver that exploits the enemy's flanks, gaps, and weaknesses. 4. Uses covered and concealed routes to approach the enemy forces' flanks, gaps, or weakly held areas. 5. Employs indirect fire to support the attack. 6. Penetrates enemy defenses. 7. Destroys equipment and supplies. 8. Inflicts heavy casualties. 9. Isolates the combat service support (CSS) base by blocking reinforcements. 10. Forces enemy units to displace. 11. Avoids being fixed in one position. 12. Withdraws before the CSS base is reinforced with tactical combat forces.

**TASK:** Disrupt Assembly Area (AA) Activities (5-OPFOR-0013)

**CONDITION:** Intelligence reports indicate that platoon- and company-size enemy units are operating in the opposing forces (OPFOR) area of operations. Enemy units can defend from AAs with direct fire, antiarmor weapons, and indirect fire. The enemy has close air support (CAS) and nuclear, biological, and chemical (NBC) capabilities.

**STANDARD:** The OPFOR element locates and disrupts the enemy's AA activities. 1. Locates the element's AA. 2. Probes the AA with squad- or team-size elements. 3. Inflicts more than 5 percent casualties on the element. 4. Disrupts the element's preparations (prevents or delays beyond the element's allotted time).

**ELEMENTS:** Three Combat Mobility Platoons  
 Nine Combat Engineer Squads  
 Mobility Support Platoon  
 Three Mobility Sections

**TASK:** Construct a Log Obstacle (05-3-0307)  
 (FM 5-34)

**ITERATION:** 1 2 3 4 5 M (Circle)  
**COMMANDER/LEADER ASSESSMENT:** T P U (Circle)

**CONDITIONS:** The maneuver commander orders the construction of log obstacles to support the defensive scheme. Intelligence reports indicate adequate standing timber is onsite. A small emplacement excavator (SEE) or a front-end loader is available, and the platoon provides local job security. Digital units have performed functionality checks, and systems are operational. Some iterations of this task should be performed in MOPP4.

**TASK STANDARDS:** The element constructs a log obstacle tied to existing or reinforced obstacles to block or delay the enemy. Obstacles stop or delay an enemy's main battle tank (MBT). Digital units send and receive reports via frequency-modulated (FM) or digital means to update the common operational picture (COP), overlays, and the situational awareness (SA). The time required to perform this task is increased when conducting it in mission-oriented protection posture (MOPP) 4.

TASK STEPS AND PERFORMANCE MEASURES	GO	NO-GO
<p>* 1. The platoon leader or the platoon sergeant conducts a ground reconnaissance with the squad leaders if possible.</p> <p>NOTE: Digital units send orders and reports and perform map reconnaissance using the Army Battle Command System (ABCS) according to the unit's tactical operating procedure (TACSOP).</p> <ul style="list-style-type: none"> <li>a. Identified the dispersion areas.</li> <li>b. Identified routes to and from the site.</li> <li>c. Identified the availability and location of materials.</li> <li>d. Identified the overwatch positions.</li> </ul> <p>NOTE: Digital units conduct the above subtask steps using the Force XXI Battle Command Brigade and Below (FBCB2) System.</p> <p>2. The platoon constructs log hurdles.</p> <p>NOTE: Digital units report the completion of obstacles and their locations by populating the FBCB2 and reporting to higher headquarters (HQ) according to the unit's TACSOP.</p> <p>* 3. The platoon leader selects a site where log hurdles cannot be readily bypassed. He sites the hurdles on the steepest part of a slope, as near as possible to the top.</p> <p>* 4. The platoon leader selects three 25-centimeter-diameter logs or one 45-centimeter-diameter log for each hurdle. The platoon--</p> <ul style="list-style-type: none"> <li>a. Staked the logs firmly in place across a roadway or on the ground of a bypass route.</li> <li>b. Lashed the logs to the securing stakes, placing the stakes no more than 1.5 meters apart.</li> <li>c. Buried the stakes at least 60 centimeters in the ground, with 60 centimeters remaining above ground.</li> <li>d. Constructed each log hurdle within one squad hour.</li> </ul>		

TASK STEPS AND PERFORMANCE MEASURES	GO	NO-GO
<p>* 5. The platoon leader sends the progress completion reports to higher HQ by secure means.</p> <p>* 6. The platoon leader determines the log crib to construct and ties it into the natural terrain so that it cannot be readily bypassed. The platoon--</p> <p>a. Constructed the rectangular log crib with a 6-meter front, facing one corner of the triangular log crib towards the enemy.</p> <p>b. Only used the logs that were at least 20 centimeters in diameter.</p> <p>* 7. The platoon leader ensures that all vertical logs are cut about 3 meters long and emplaced 1.5 meters below the ground. The platoon--</p> <p>a. Placed the vertical logs 1.8 meters apart.</p> <p>b. Secured the logs together and filled the center with earth taken from the enemy side of the obstacle.</p> <p>c. Constructed the log crib within eight platoon hours.</p> <p>d. Constructed a log post obstacle.</p> <p>* 8. The platoon leader determines the length and depth of the log post obstacle and ties it into the natural terrain so that it cannot be easily bypassed. The platoon--</p> <p>a. Constructed the log post obstacle that was at least four rows, had an irregular spacing of 1 to 2 meters between posts, had an irregular height of 75 to 120 centimeters, was 1.5 meters underground, and was at least 40 centimeters in diameter.</p> <p>b. Attached wire to the log posts in an irregular pattern.</p> <p>* 9. The platoon leader determines the work rate based on the length of the front and available personnel and equipment (such as a pile driver, an auger, or hand tools).</p> <p>10. The platoon constructs the log post obstacle within plus 10 percent of the time calculated in step 9.</p> <p>*11. The platoon leader sends progress completion reports to higher HQ by secure means.</p>		

TASK PERFORMANCE / EVALUATION SUMMARY BLOCK							
ITERATION	1	2	3	4	5	M	TOTAL
TOTAL TASK STEPS EVALUATED							
TOTAL TASK STEPS "GO"							
TRAINING STATUS "GO"/"NO-GO"							

"\*\*" indicates a leader task step.

#### SUPPORTING INDIVIDUAL TASKS

Task Number	Task Title
052-195-3066	Direct Construction of Nonexplosive Obstacles

#### SUPPORTING COLLECTIVE TASKS

Task Number	Task Title
05-1-1393	Request Nonstandard Topographic Products
05-2-0002	Prepare an Engineer Estimate (Company)



**SUPPORTING COLLECTIVE TASKS**

<b>Task Number</b>	<b>Task Title</b>
05-2-1218	Conduct Report Procedures
05-2-7008	Prepare an Operation Order (OPORD) (Company/Platoon)
05-3-0001	Prepare an Obstacle Plan (Platoon)

**OPFOR TASKS AND STANDARDS**

**TASK:** Defeat Obstacles (5-OPFOR-0009)

**CONDITION:** The opposing forces (OPFOR) element encounters an obstacle that blocks the avenue of approach as it advances upon the enemy forces.

**STANDARD:** The OPFOR element bypasses or breaches the enemy obstacle. 1. Detects the obstacle before halting its main body. 2. Defeats the obstacle. a. Bypasses the obstacle without entering the engagement areas. b. Breaches the obstacle within 45 minutes and passes its entire force through the obstacle. 3. Does not incur degradation to the point that the mission must be discontinued.

**TASK:** Surrender to the Capturing Unit on the Battlefield (5-OPFOR-0024)

**CONDITION:** The enemy has captured the opposing forces (OPFOR) element's soldiers, documents, and equipment sensitive to the OPFOR tactical operations.

**STANDARD:** The OPFOR soldiers retain or destroy documents and equipment. The OPFOR element surrenders documents and equipment of no tactical use to the enemy and attempts to conceal or destroy items of tactical value. The OPFOR element attempts escape and evasion. 1. Prevents the successful capture of documents and equipment. 2. Destroys documents and equipment. 3. Removes identifying markings from equipment. 4. Removes unit-identifying insignia. 5. Provides misleading information. 6. Plans an escape. 7. Delays movement to the nearest collection point. 8. Prevents safeguarding of enemy prisoners of war (EPWs) in order to cause embarrassment to the United States (US).

**TASK:** Conduct an Attack (5-OPFOR-0008)

**CONDITION:** The enemy is conducting tactical operations. The opposing forces (OPFOR) element receives orders to attack the enemy, the area of occupation, or the main supply route (MSR) with smoke.

**STANDARD:** The OPFOR element disrupts the enemy's movement and smoke operations. 1. Determines the delivery method of the smoke attack. 2. Locates the target. 3. Delivers the smoke attack downwind. 4. Attacks the enemy with smoke, and surge attacks when the enemy responds to the smoke.

**TASK:** Disrupt a Net Control Station (NCS) (5-OPFOR-0019)

**CONDITION:** The enemy has established a NCS. The opposing forces (OPFOR) element has radio and jamming equipment.

**STANDARD:** The OPFOR element attempts to disrupt an NCS. 1. Attempts to locate the radio frequency that the unit is operating on. 2. Attempts to enter the radio net. 3. Attempts to issue "bogus" orders to a unit on the net. 4. Jams the radio frequency and forces the unit to go to an alternate frequency.

**TASK:** Disrupt Construction of Vehicle Fighting Positions (5-OPFOR-0020)

**CONDITION:** The opposing forces (OPFOR) element has located the enemy. The priority intelligence requirements (PIR) and other intelligence obtained by OPFOR patrols indicate the enemy is constructing vehicle fighting positions within its defensive area. The OPFOR element has automatic and antiarmor weapons and light mortars.

**STANDARD:** The OPFOR element attempts to disrupt the enemy's efforts to establish vehicle fighting positions. 1. Locates the defensive area. 2. Surprises the main body. 3. Penetrates the defensive area with squad-size probes. 4. Inflicts casualties on the unit. 5. Destroys vehicles. 6. Disrupts the unit's preparations (prevents or delays beyond the unit's allotted time).

**TASK:** Disrupt an Engineer Reconnaissance (5-OPFOR-0022)

**CONDITION:** The enemy is conducting an engineer reconnaissance. The opposing forces (OPFOR) element is positioned along the enemy's route.

**STANDARD:** The OPFOR element disrupts an engineer reconnaissance. 1. Prevents the unit from meeting its specified time schedule. 2. Forces the unit to deviate from its specified route. 3. Prevents the unit from accomplishing its assigned engineer reconnaissance. 4. Surprises the unit conducting the reconnaissance.

**TASK:** Conduct an Ambush (5-OPFOR-0007)

**CONDITION:** The enemy is moving in a convoy. The opposing forces (OPFOR) element is positioned along the enemy's route.

**STANDARD:** The OPFOR element inflicts casualties on the enemy and causes vehicle and equipment damage. 1. Prepares an ambush site before the element arrives. 2. Surprises march element forces. 3. Inflicts heavy casualties within the designated kill zone. 4. Inflicts heavy damage to vehicles and equipment within the designated kill zone. 5. Delays the march element from reaching a specified destination for a specified period of time. 6. Withdraws on order. 7. Sustains no casualties. 8. Reports actions to superiors.

**TASK:** Conduct an Aerial Reconnaissance (5-OPFOR-0010)

**CONDITION:** The opposing forces (OPFOR) headquarters (HQ) element requires intelligence on the locations and identification of enemy elements. An aircraft is dispatched to take photographs and make a visual inspection of the enemy rear area.

**STANDARD:** The OPFOR element gathers photograph intelligence of the enemy. 1. Photographs the assigned sectors. 2. Makes quick visual checks where the ceiling is low. 3. Locates enemy positions in the area, particularly support and storage bases, and command and control (C2) facilities. 4. Sustains no loss of aircraft. 5. Reports priority intelligence requirements (PIR) and other information requirements to the OPFOR HQ.

**TASK:** Conduct Terrorist and Saboteur Attacks (5-OPFOR-0005)

**CONDITION:** The opposing forces (OPFOR) element dispatches small teams into the enemy's rear area to disrupt combat service support (CSS) operations.

**STANDARD:** The enemy sustains disrupted command and control (C2), destroyed equipment and supplies, and light casualties. 1. Locates rear support bases and C2 facilities. 2. Delays and disrupts CSS operations through probes. 3. Infiltrates CSS bases to conduct sabotage and terrorist activities. 4. Inflicts light casualties. 5. Destroys supplies and equipment.

**TASK:** Disrupt a Route Reconnaissance (5-OPFOR-0021)

**CONDITION:** The enemy is conducting a route reconnaissance. The opposing forces (OPFOR) element is positioned along the enemy's route.

**STANDARD:** The OPFOR element attempts to disrupt a squad/section conducting a route reconnaissance. 1. Prevents the unit from meeting its specified time schedule. 2. Forces the unit to deviate from its specified route. 3. Prevents the unit from reaching its assigned destination. 4. Surprises the squad/section. 5. Inflicts casualties on the unit.

**TASK:** Conduct a Raid (5-OPFOR-0004)

**CONDITION:** The opposing forces (OPFOR) element has occupied an objective rally point and has orders to conduct a raid on a combat service support (CSS) base.

**STANDARD:** The OPFOR element infiltrates the enemy's base and destroys all of the targets. 1. Surprises the enemy forces. 2. Assaults the support base and accomplishes the assigned tasks. 3. Destroys the specified equipment and supplies. 4. Avoids being decisively engaged. 5. Withdraws all personnel from the objective areas within the time prescribed. 6. Obtains all priority intelligence requirements (PIR) from the raid site. 7. Sustains only light casualties from enemy fire.

**TASK:** Disrupt Defensive Preparations (5-OPFOR-0018)

**CONDITION:** The opposing forces (OPFOR) element has located the enemy. Priority intelligence requirements (PIR) and other intelligence requirements obtained by OPFOR patrols indicate that the enemy elements are establishing defensive positions. The OPFOR element has automatic and antiarmor weapons and light mortars.

**STANDARD:** The OPFOR element disrupts and delays the enemy's defensive preparations. 1. Locates and penetrates the enemy's security system. 2. Forces the enemy to delay defensive preparations. 3. Disrupts the enemy's obstacle preparations.

**TASK:** Disrupt Quartering Party Operations (5-OPFOR-0017)

**CONDITION:** The enemy is conducting quartering party operations. It has established an assembly area (AA) but has not moved in the main body.

**STANDARD:** The opposing forces (OPFOR) element attempts to disrupt quartering party operations and infiltrate the enemy's AA. 1. Locates the quartering party and the AA. 2. Surprises the main body. 3. Penetrates the AA with squad-size probes. 4. Inflicts personnel casualties and vehicle damage. 5. Disrupts the unit's preparations (prevents or delays beyond the unit's allotted time).

**TASK:** Disrupt Enemy Movement and Operations Using Tactical Nuclear Weapons (5-OPFOR-0016)

**CONDITION:** The opposing forces (OPFOR) element has located the enemy. Priority intelligence requirements (PIR) and other intelligence requirements have been obtained by OPFOR patrols. Tactical nuclear weapons are employed against key locations in the rear area.

**STANDARD:** The OPFOR element disrupts enemy movement and operations. 1. Disrupts or delays the movement of the enemy's equipment and supplies to the forward areas. 2. Destroys enemy equipment and supplies. 3. Inflicts a high rate of nuclear casualties among the enemy forces. 4. Denies the enemy the use of specified areas. 5. Contaminates the enemy's equipment and supplies.

**TASK:** Disrupt Enemy Movement and Operations Using Persistent and Nonpersistent Chemical Weapons (5-OPFOR-0015)

**CONDITION:** The opposing forces (OPFOR) element has located the enemy. Priority intelligence requirements (PIR) and other intelligence requirements have been obtained by OPFOR patrols. The OPFOR units deliver chemical agents, by means of conventional artillery weapons or aircraft, along selected supply routes and key bases in the rear area.

**STANDARD:** The OPFOR element disrupts enemy movement and operations using persistent and nonpersistent chemical weapons. 1. Delivers chemical agents in low and densely wooded areas. 2. Delays the movement of enemy supplies and equipment to the forward areas. 3. Restricts the movement of the enemy units in the rear area. 4. Channels the movement of enemy units into predesignated ambush areas. 5. Contaminates enemy supplies and equipment. 6. Inflicts a high rate of casualties on enemy forces.

**TASK:** Counter Passage of Lines (5-OPFOR-0012)

**CONDITION:** Enemy forces are in defensive positions, but they are expected to attempt passage-of-lines operations. The opposing forces (OPFOR) received orders to disrupt enemy passage-of-lines operations.

**STANDARD:** The OPFOR element delays or prevents enemy passage of lines. 1. Delays the passage. 2. Prevents the company from moving all personnel through the stationary unit. 3. Engages the main body of either the moving or the stationary unit.

**TASK:** Disrupt Movement (5-OPFOR-0014)

**CONDITION:** The enemy is expected to move through the opposing forces (OPFOR) element's area of operations. The OPFOR element has received an operation order (OPORD) or fragmentary order (FRAGO) to disrupt enemy movement. The enemy has the capability to defend with direct fire and antiarmor weapons.

**STANDARD:** The OPFOR element delays enemy movement. 1. Delays the element. 2. Forces the element to deviate from its route. 3. Prevents the element from reaching its destination. 4. Surprises the element's main body.

**TASK:** Conduct Sniper Operations (5-OPFOR-0006)

**CONDITION:** The opposing forces (OPFOR) element has assigned snipers (regular or irregular elements) in the enemy's rear area along the main supply route (MSR) and near support sites.

**STANDARD:** The OPFOR element kills or wounds targets. 1. Sets up a well-concealed location. 2. Engages vehicle drivers or personnel on foot with short bursts of semiautomatic fire. 3. Kills or wounds selected targets. 4. Prevents the position from being discovered by enemy forces. 5. Evacuates the area without being spotted. 6. Reports all specified priority intelligence requirements (PIR) and other intelligence requirements to the OPFOR headquarters (HQ).

**TASK:** Conduct Air Attacks (5-OPFOR-0002)

**CONDITION:** The opposing forces (OPFOR) element in the rear area has forwarded the positions of the enemy support sites or the locations of moving elements. The OPFOR aircraft have been dispatched to attack enemy installations or convoys.

**STANDARD:** The OPFOR element attempts to delay, disrupt, or damage the enemy targets by air. 1. Locates the target (support sites or convoys). 2. Makes attack runs on the designated targets. 3. Inflicts heavy damage to the selected target. 4. Sustains no loss of aircraft. 5. Delays moving the force for more than one hour.

**TASK:** Defend a Minefield (5-OPFOR-0023)

**CONDITION:** The enemy is conducting a minefield sweeping operation. The opposing forces (OPFOR) element has a minefield placed in the enemy's path. The minefield is under constant observation and fire.

**STANDARD:** The OPFOR element defends a minefield against an enemy element conducting a minefield sweeping operation. 1. Prevents the unit from detecting the obstacle. 2. Disrupts the minefield sweeping operation. 3. Prevents the unit from conducting the minefield sweeping operation, prevents the unit from moving all personnel through the breach or delays the completion of the minefield sweeping operation for more than 45 minutes.

**TASK:** Attack (5-OPFOR-0001)

**CONDITION:** The opposing forces (OPFOR) element has located the enemy. The priority intelligence requirements (PIR) and other intelligence requirements have been obtained by OPFOR patrols. The OPFOR element has automatic and antiarmor weapons and light mortars.

**STANDARD:** The OPFOR element attempts to seize the terrain, vehicles, or equipment. 1. Develops an attack plan. 2. Surprises the enemy unit's main body. 3. Initiates the attack using a scheme of maneuver that exploits the enemy's flanks, gaps, and weaknesses. 4. Uses covered and concealed routes to approach the enemy forces' flanks, gaps, or weakly held areas. 5. Employs indirect fire to support the attack. 6. Penetrates enemy defenses. 7. Destroys equipment and supplies. 8. Inflicts heavy casualties. 9. Isolates the combat service support (CSS) base by blocking reinforcements. 10. Forces enemy units to displace. 11. Avoids being fixed in one position. 12. Withdraws before the CSS base is reinforced with tactical combat forces.

**TASK:** Disrupt Assembly Area (AA) Activities (5-OPFOR-0013)

**CONDITION:** Intelligence reports indicate that platoon- and company-size enemy units are operating in the opposing forces (OPFOR) area of operations. Enemy units can defend from AAs with direct fire, antiarmor weapons, and indirect fire. The enemy has close air support (CAS) and nuclear, biological, and chemical (NBC) capabilities.

**STANDARD:** The OPFOR element locates and disrupts the enemy's AA activities. 1. Locates the element's AA. 2. Probes the AA with squad- or team-size elements. 3. Inflicts more than 5 percent casualties on the element. 4. Disrupts the element's preparations (prevents or delays beyond the element's allotted time).

**TASK:** Maintain Contact (5-OPFOR-0003)

**CONDITION:** The opposing forces (OPFOR) element is engaged with enemy base defense forces. The enemy forces are withdrawing under pressure.

**STANDARD:** The OPFOR element maintains enemy contact while the enemy withdraws. 1. Engages the enemy forces decisively. 2. Advances the OPFOR as the enemy forces withdraw. 3. Inflicts heavy casualties. 4. Captures the members of the enemy force. 5. Captures documents and equipment. 6. Safeguards captured documents, equipment, and personnel.

**ELEMENTS:** Company Headquarters  
Three Combat Mobility Platoons

**TASK:** Construct Bunkers and Shelters (05-3-0312)  
(FM 5-34) (FM 5-103)

**ITERATION:** 1 2 3 4 5 M (Circle)

**COMMANDER/LEADER ASSESSMENT:** T P U (Circle)

**CONDITIONS:** The unit is directed to construct bunkers and shelters in the brigade support area. The element has organic hand tools, a bulldozer, a high-mobility engineer escalator (HMEE), a deployable universal combat earthmover (DEUCE), and a crane. Digital units have performed functionality checks, and systems are operational. Some iterations of this task should be performed in MOPP4.

**TASK STANDARDS:** The element constructs bunkers and shelters, providing protection from direct or indirect fire and the weather as outlined in Field Manual (FM) 5-103 and fulfilling their functional intent. Digital units send and receive reports using frequency-modulated (FM) or digital means. They update the common operational picture (COP) to provide current situational awareness (SA). The time required to perform this task is increased when conducting it in mission-oriented protection posture (MOPP) 4.

TASK STEPS AND PERFORMANCE MEASURES	GO	NO-GO
<p>* 1. The platoon leader coordinates with the commander to determine the type and location of bunkers and shelters.</p> <p>NOTE: Digital units can use the Army Battle Command System (ABCS) to conduct collaborative planning.</p> <ul style="list-style-type: none"> <li>a. Used natural shelters, such as caves, mines, and tunnels when possible.</li> <li>b. Selected the shelter or bunker based on the mission, terrain, available labor, and time factors.</li> </ul> <p>NOTES:</p> <ul style="list-style-type: none"> <li>1. An underground bunker or shelter provides the highest level of protection and requires extensive labor and equipment.</li> <li>2. A cut-and-cover bunker or shelter requires partial excavation and backfill.</li> <li>3. An aboveground bunker or shelter can be constructed quickly and requires less labor.</li> <li>4. Aboveground shelters should only be used in forward areas when they are concealed in the woods, situated on a reverse slope, positioned among other buildings, or the water table is excessively high. <ul style="list-style-type: none"> <li>c. Sited shelters on reverse slopes, in woods, or in a natural defilade (ravines, valleys, wadis, and other hollows or depressions in the terrain) when possible.</li> <li>d. Prepared construction time estimates using the man-hours found in FM 5-103.</li> <li>e. Prepared a bill of materials (BOM) using the plans found in FM 5-103.</li> <li>f. Constructed shelters out of the paths of natural drainage lines.</li> </ul> </li> </ul> <p>2. The platoon constructs bunkers and shelters.</p> <p>NOTE: Digital units report completion of obstacles and locations by populating the Force XXI Battle Command Brigade and Below (FBCB2) System and reporting to higher headquarters (HQ) according to the unit's tactical standing operating procedure (TACSOP).</p> <ul style="list-style-type: none"> <li>a. Sloped or ditched the entrance sharply away from the shelter.</li> <li>b. Sloped the floor at least 1 percent toward a grenade sump at the entrance.</li> </ul>		

TASK STEPS AND PERFORMANCE MEASURES	GO	NO-GO
<p>c. Hung an entrance cover to block all of the light to the outside, if lights were used inside.</p> <p>d. Checked cracks and crevices to maintain light discipline.</p> <p>e. Circulated the air at a rate of 1 cubic foot per minute in bunkers and shelters used by personnel remaining inside for long periods of time. This condition was met when light drapes covering vents were moved by incoming air. Used stovepipes, tubes, or hollow logs to enhance the ventilation.</p> <p>f. Built two well-camouflaged entrances or exits on large shelters (15 or more personnel). Made the secondary exit more blast-resistant than the main exit by constructing it just large enough to crawl through.</p> <p>g. Made the overhead cover deep enough to provide the required level of protection.</p> <p>(1) All the bunkers had 76 centimeters of overhead cover.</p> <p>(2) The container express (CONEX) shelters and the aboveground cavity wall shelters had 61 centimeters of overhead cover.</p> <p>(3) The steel-framed/fabric-covered shelters had 46 centimeters of overhead cover.</p> <p>(4) The hardened frame/fabric shelters, concrete arch shelters, and metal-pipe arch shelters had 1.2 meters of overhead cover.</p> <p>h. Camouflaged and concealed all shelters.</p> <p>3. The platoon improves bunkers or shelters as time permits by adding an additional overhead cover and maintaining the camouflage.</p> <p>* 4. The platoon leader reports the construction's status and mission completion to higher HQ according to the unit's standing operating procedure (SOP).</p> <p>NOTE: The emplacing unit submits reports and locations using FM or digital means. Digital units plot the locations of earth walls and berms on the FBCB2 to provide SA to friendly units.</p>		

TASK PERFORMANCE / EVALUATION SUMMARY BLOCK							
ITERATION	1	2	3	4	5	M	TOTAL
TOTAL TASK STEPS EVALUATED							
TOTAL TASK STEPS "GO"							
TRAINING STATUS "GO"/"NO-GO"							

"\*" indicates a leader task step.

#### SUPPORTING INDIVIDUAL TASKS

Task Number	Task Title
052-195-3060	Direct Construction of Combat Bunkers and Shelters

#### SUPPORTING COLLECTIVE TASKS

Task Number	Task Title
05-2-0301	Camouflage Vehicles and Equipment
05-2-0518	Control Construction of Survivability Positions
05-2-7008	Prepare an Operation Order (OPORD) (Company/Platoon)
05-5-0302	Prepare Crew-Served Weapons Fighting Positions

## OPFOR TASKS AND STANDARDS

### **TASK:** Defend a Minefield (5-OPFOR-0023)

**CONDITION:** The enemy is conducting a minefield sweeping operation. The opposing forces (OPFOR) element has a minefield placed in the enemy's path. The minefield is under constant observation and fire.

**STANDARD:** The OPFOR element defends a minefield against an enemy element conducting a minefield sweeping operation. 1. Prevents the unit from detecting the obstacle. 2. Disrupts the minefield sweeping operation. 3. Prevents the unit from conducting the minefield sweeping operation, prevents the unit from moving all personnel through the breach or delays the completion of the minefield sweeping operation for more than 45 minutes.

### **TASK:** Conduct Air Attacks (5-OPFOR-0002)

**CONDITION:** The opposing forces (OPFOR) element in the rear area has forwarded the positions of the enemy support sites or the locations of moving elements. The OPFOR aircraft have been dispatched to attack enemy installations or convoys.

**STANDARD:** The OPFOR element attempts to delay, disrupt, or damage the enemy targets by air. 1. Locates the target (support sites or convoys). 2. Makes attack runs on the designated targets. 3. Inflicts heavy damage to the selected target. 4. Sustains no loss of aircraft. 5. Delays moving the force for more than one hour.

### **TASK:** Conduct a Raid (5-OPFOR-0004)

**CONDITION:** The opposing forces (OPFOR) element has occupied an objective rally point and has orders to conduct a raid on a combat service support (CSS) base.

**STANDARD:** The OPFOR element infiltrates the enemy's base and destroys all of the targets. 1. Surprises the enemy forces. 2. Assaults the support base and accomplishes the assigned tasks. 3. Destroys the specified equipment and supplies. 4. Avoids being decisively engaged. 5. Withdraws all personnel from the objective areas within the time prescribed. 6. Obtains all priority intelligence requirements (PIR) from the raid site. 7. Sustains only light casualties from enemy fire.

### **TASK:** Conduct Terrorist and Saboteur Attacks (5-OPFOR-0005)

**CONDITION:** The opposing forces (OPFOR) element dispatches small teams into the enemy's rear area to disrupt combat service support (CSS) operations.

**STANDARD:** The enemy sustains disrupted command and control (C2), destroyed equipment and supplies, and light casualties. 1. Locates rear support bases and C2 facilities. 2. Delays and disrupts CSS operations through probes. 3. Infiltrates CSS bases to conduct sabotage and terrorist activities. 4. Inflicts light casualties. 5. Destroys supplies and equipment.

### **TASK:** Conduct Sniper Operations (5-OPFOR-0006)

**CONDITION:** The opposing forces (OPFOR) element has assigned snipers (regular or irregular elements) in the enemy's rear area along the main supply route (MSR) and near support sites.

**STANDARD:** The OPFOR element kills or wounds targets. 1. Sets up a well-concealed location. 2. Engages vehicle drivers or personnel on foot with short bursts of semiautomatic fire. 3. Kills or wounds selected targets. 4. Prevents the position from being discovered by enemy forces. 5. Evacuates the area without being spotted. 6. Reports all specified priority intelligence requirements (PIR) and other intelligence requirements to the OPFOR headquarters (HQ).



**TASK:** Conduct an Attack (5-OPFOR-0008)

**CONDITION:** The enemy is conducting tactical operations. The opposing forces (OPFOR) element receives orders to attack the enemy, the area of occupation, or the main supply route (MSR) with smoke.

**STANDARD:** The OPFOR element disrupts the enemy's movement and smoke operations. 1. Determines the delivery method of the smoke attack. 2. Locates the target. 3. Delivers the smoke attack downwind. 4. Attacks the enemy with smoke, and surge attacks when the enemy responds to the smoke.

**TASK:** Conduct an Aerial Reconnaissance (5-OPFOR-0010)

**CONDITION:** The opposing forces (OPFOR) headquarters (HQ) element requires intelligence on the locations and identification of enemy elements. An aircraft is dispatched to take photographs and make a visual inspection of the enemy rear area.

**STANDARD:** The OPFOR element gathers photograph intelligence of the enemy. 1. Photographs the assigned sectors. 2. Makes quick visual checks where the ceiling is low. 3. Locates enemy positions in the area, particularly support and storage bases, and command and control (C2) facilities. 4. Sustains no loss of aircraft. 5. Reports priority intelligence requirements (PIR) and other information requirements to the OPFOR HQ.

**TASK:** Gather Intelligence (5-OPFOR-0011)

**CONDITION:** The opposing forces (OPFOR) small element, operating in the rear area, is planning attacks on enemy bases. Information is needed to complete the plans.

**STANDARD:** The OPFOR element infiltrates, gathers intelligence information, and submits its findings to the command. 1. Identifies all priority intelligence requirements (PIR) and other intelligence requirements. 2. Passes through any outpost, defensive wire, or warning devices undetected. 3. Moves to an observation point that offers cover and concealment and is clear enough to gather PIR and other intelligence requirements. 4. Gathers all PIR and other intelligence requirements. 5. Withdraws from the area undetected. 6. Reports all information to the OPFOR headquarters (HQ).

**TASK:** Disrupt Assembly Area (AA) Activities (5-OPFOR-0013)

**CONDITION:** Intelligence reports indicate that platoon- and company-size enemy units are operating in the opposing forces (OPFOR) area of operations. Enemy units can defend from AAs with direct fire, antiarmor weapons, and indirect fire. The enemy has close air support (CAS) and nuclear, biological, and chemical (NBC) capabilities.

**STANDARD:** The OPFOR element locates and disrupts the enemy's AA activities. 1. Locates the element's AA. 2. Probes the AA with squad- or team-size elements. 3. Inflicts more than 5 percent casualties on the element. 4. Disrupts the element's preparations (prevents or delays beyond the element's allotted time).

**TASK:** Disrupt Defensive Preparations (5-OPFOR-0018)

**CONDITION:** The opposing forces (OPFOR) element has located the enemy. Priority intelligence requirements (PIR) and other intelligence requirements obtained by OPFOR patrols indicate that the enemy elements are establishing defensive positions. The OPFOR element has automatic and antiarmor weapons and light mortars.

**STANDARD:** The OPFOR element disrupts and delays the enemy's defensive preparations. 1. Locates and penetrates the enemy's security system. 2. Forces the enemy to delay defensive preparations. 3. Disrupts the enemy's obstacle preparations.

**TASK:** Disrupt a Net Control Station (NCS) (5-OPFOR-0019)

**CONDITION:** The enemy has established a NCS. The opposing forces (OPFOR) element has radio and jamming equipment.

**STANDARD:** The OPFOR element attempts to disrupt an NCS. 1. Attempts to locate the radio frequency that the unit is operating on. 2. Attempts to enter the radio net. 3. Attempts to issue "bogus" orders to a unit on the net. 4. Jams the radio frequency and forces the unit to go to an alternate frequency.

**TASK:** Disrupt Movement (5-OPFOR-0014)

**CONDITION:** The enemy is expected to move through the opposing forces (OPFOR) element's area of operations. The OPFOR element has received an operation order (OPORD) or fragmentary order (FRAGO) to disrupt enemy movement. The enemy has the capability to defend with direct fire and antiarmor weapons.

**STANDARD:** The OPFOR element delays enemy movement. 1. Delays the element. 2. Forces the element to deviate from its route. 3. Prevents the element from reaching its destination. 4. Surprises the element's main body.

**TASK:** Disrupt Construction of Vehicle Fighting Positions (5-OPFOR-0020)

**CONDITION:** The opposing forces (OPFOR) element has located the enemy. The priority intelligence requirements (PIR) and other intelligence obtained by OPFOR patrols indicate the enemy is constructing vehicle fighting positions within its defensive area. The OPFOR element has automatic and antiarmor weapons and light mortars.

**STANDARD:** The OPFOR element attempts to disrupt the enemy's efforts to establish vehicle fighting positions. 1. Locates the defensive area. 2. Surprises the main body. 3. Penetrates the defensive area with squad-size probes. 4. Inflicts casualties on the unit. 5. Destroys vehicles. 6. Disrupts the unit's preparations (prevents or delays beyond the unit's allotted time).

**TASK:** Defeat Obstacles (5-OPFOR-0009)

**CONDITION:** The opposing forces (OPFOR) element encounters an obstacle that blocks the avenue of approach as it advances upon the enemy forces.

**STANDARD:** The OPFOR element bypasses or breaches the enemy obstacle. 1. Detects the obstacle before halting its main body. 2. Defeats the obstacle. a. Bypasses the obstacle without entering the engagement areas. b. Breaches the obstacle within 45 minutes and passes its entire force through the obstacle. 3. Does not incur degradation to the point that the mission must be discontinued.

**TASK:** Disrupt an Engineer Reconnaissance (5-OPFOR-0022)

**CONDITION:** The enemy is conducting an engineer reconnaissance. The opposing forces (OPFOR) element is positioned along the enemy's route.

**STANDARD:** The OPFOR element disrupts an engineer reconnaissance. 1. Prevents the unit from meeting its specified time schedule. 2. Forces the unit to deviate from its specified route. 3. Prevents the unit from accomplishing its assigned engineer reconnaissance. 4. Surprises the unit conducting the reconnaissance.

**TASK:** Conduct an Ambush (5-OPFOR-0007)

**CONDITION:** The enemy is moving in a convoy. The opposing forces (OPFOR) element is positioned along the enemy's route.

**STANDARD:** The OPFOR element inflicts casualties on the enemy and causes vehicle and equipment damage. 1. Prepares an ambush site before the element arrives. 2. Surprises march element forces. 3. Inflicts heavy casualties within the designated kill zone. 4. Inflicts heavy damage to vehicles and equipment within the designated kill zone. 5. Delays the march element from reaching a specified destination for a specified period of time. 6. Withdraws on order. 7. Sustains no casualties. 8. Reports actions to superiors.

**TASK:** Surrender to the Capturing Unit on the Battlefield (5-OPFOR-0024)

**CONDITION:** The enemy has captured the opposing forces (OPFOR) element's soldiers, documents, and equipment sensitive to the OPFOR tactical operations.

**STANDARD:** The OPFOR soldiers retain or destroy documents and equipment. The OPFOR element surrenders documents and equipment of no tactical use to the enemy and attempts to conceal or destroy items of tactical value. The OPFOR element attempts escape and evasion. 1. Prevents the successful capture of documents and equipment. 2. Destroys documents and equipment. 3. Removes identifying markings from equipment. 4. Removes unit-identifying insignia. 5. Provides misleading information. 6. Plans an escape. 7. Delays movement to the nearest collection point. 8. Prevents safeguarding of enemy prisoners of war (EPWs) in order to cause embarrassment to the United States (US).

**TASK:** Disrupt Quartering Party Operations (5-OPFOR-0017)

**CONDITION:** The enemy is conducting quartering party operations. It has established an assembly area (AA) but has not moved in the main body.

**STANDARD:** The opposing forces (OPFOR) element attempts to disrupt quartering party operations and infiltrate the enemy's AA. 1. Locates the quartering party and the AA. 2. Surprises the main body. 3. Penetrates the AA with squad-size probes. 4. Inflicts personnel casualties and vehicle damage. 5. Disrupts the unit's preparations (prevents or delays beyond the unit's allotted time).

**TASK:** Disrupt Enemy Movement and Operations Using Tactical Nuclear Weapons (5-OPFOR-0016)

**CONDITION:** The opposing forces (OPFOR) element has located the enemy. Priority intelligence requirements (PIR) and other intelligence requirements have been obtained by OPFOR patrols. Tactical nuclear weapons are employed against key locations in the rear area.

**STANDARD:** The OPFOR element disrupts enemy movement and operations. 1. Disrupts or delays the movement of the enemy's equipment and supplies to the forward areas. 2. Destroys enemy equipment and supplies. 3. Inflicts a high rate of nuclear casualties among the enemy forces. 4. Denies the enemy the use of specified areas. 5. Contaminates the enemy's equipment and supplies.

**TASK:** Disrupt Enemy Movement and Operations Using Persistent and Nonpersistent Chemical Weapons (5-OPFOR-0015)

**CONDITION:** The opposing forces (OPFOR) element has located the enemy. Priority intelligence requirements (PIR) and other intelligence requirements have been obtained by OPFOR patrols. The OPFOR units deliver chemical agents, by means of conventional artillery weapons or aircraft, along selected supply routes and key bases in the rear area.

**STANDARD:** The OPFOR element disrupts enemy movement and operations using persistent and nonpersistent chemical weapons. 1. Delivers chemical agents in low and densely wooded areas. 2. Delays the movement of enemy supplies and equipment to the forward areas. 3. Restricts the movement of the enemy units in the rear area. 4. Channels the movement of enemy units into predesignated ambush areas. 5. Contaminates enemy supplies and equipment. 6. Inflicts a high rate of casualties on enemy forces.

**TASK:** Counter Passage of Lines (5-OPFOR-0012)

**CONDITION:** Enemy forces are in defensive positions, but they are expected to attempt passage-of-lines operations. The opposing forces (OPFOR) received orders to disrupt enemy passage-of-lines operations.

**STANDARD:** The OPFOR element delays or prevents enemy passage of lines. 1. Delays the passage. 2. Prevents the company from moving all personnel through the stationary unit. 3. Engages the main body of either the moving or the stationary unit.

**TASK:** Attack (5-OPFOR-0001)

**CONDITION:** The opposing forces (OPFOR) element has located the enemy. The priority intelligence requirements (PIR) and other intelligence requirements have been obtained by OPFOR patrols. The OPFOR element has automatic and antiarmor weapons and light mortars.

**STANDARD:** The OPFOR element attempts to seize the terrain, vehicles, or equipment. 1. Develops an attack plan. 2. Surprises the enemy unit's main body. 3. Initiates the attack using a scheme of maneuver that exploits the enemy's flanks, gaps, and weaknesses. 4. Uses covered and concealed routes to approach the enemy forces' flanks, gaps, or weakly held areas. 5. Employs indirect fire to support the attack. 6. Penetrates enemy defenses. 7. Destroys equipment and supplies. 8. Inflicts heavy casualties. 9. Isolates the combat service support (CSS) base by blocking reinforcements. 10. Forces enemy units to displace. 11. Avoids being fixed in one position. 12. Withdraws before the CSS base is reinforced with tactical combat forces.

**TASK:** Disrupt a Route Reconnaissance (5-OPFOR-0021)

**CONDITION:** The enemy is conducting a route reconnaissance. The opposing forces (OPFOR) element is positioned along the enemy's route.

**STANDARD:** The OPFOR element attempts to disrupt a squad/section conducting a route reconnaissance. 1. Prevents the unit from meeting its specified time schedule. 2. Forces the unit to deviate from its specified route. 3. Prevents the unit from reaching its assigned destination. 4. Surprises the squad/section. 5. Inflicts casualties on the unit.

**TASK:** Maintain Contact (5-OPFOR-0003)

**CONDITION:** The opposing forces (OPFOR) element is engaged with enemy base defense forces. The enemy forces are withdrawing under pressure.

**STANDARD:** The OPFOR element maintains enemy contact while the enemy withdraws. 1. Engages the enemy forces decisively. 2. Advances the OPFOR as the enemy forces withdraw. 3. Inflicts heavy casualties. 4. Captures the members of the enemy force. 5. Captures documents and equipment. 6. Safeguards captured documents, equipment, and personnel.

**ELEMENT:** Three Combat Mobility Platoons

**TASK:** Plan/Construct Strongpoints (05-3-0314)

(FM 5-34)

(FM 3-34.2)

(FM 5-102)

(FM 5-103)

**ITERATION:** 1 2 3 4 5 M (Circle)

**COMMANDER/LEADER ASSESSMENT:** T P U (Circle)

**CONDITIONS:** The engineer element is supporting a maneuver force ordered to establish a strongpoint in a given location during day or night, in varying weather conditions, and in open or restricted terrain. Digital units have performed functionality checks, and systems are operational. Some iterations of this task should be performed in MOPP4.

**TASK STANDARDS:** A strongpoint is developed to support the maneuver force's scheme of maneuver, impede the enemy's ability to easily bypass the strongpoint area, prevent enemy penetration, withstand enemy medium artillery, and withstand close air support. Digital units submit completion reports and requests using frequency-modulated (FM) or digital means to update the common operational picture (COP). The time required to perform this task is increased when conducting it in mission-oriented protection posture (MOPP) 4.

TASK STEPS AND PERFORMANCE MEASURES	GO	NO-GO
<ul style="list-style-type: none"> <li>* 1. The platoon leader issues a warning order to his subordinate leaders.</li> <li>* 2. The platoon leader conducts a map reconnaissance of the area to be developed into a strongpoint.</li> <li>* 3. The platoon leader conducts an on-the-ground reconnaissance of the area to be developed into a strongpoint.               <ul style="list-style-type: none"> <li>a. Coordinated with the maneuver force commander to pinpoint the location of the weapon systems.</li> <li>b. Coordinated individual and command and control (C2) positions.</li> </ul> </li> <li>* 4. The platoon leader identifies and prioritizes the tasks to be accomplished.</li> <li>* 5. The platoon leader identifies the equipment and materials required to support the engineer effort, requests Class IV and Class V supplies, and submits the request to higher headquarters (HQ).               <ul style="list-style-type: none"> <li>a. Identified mines and the obstacle supply materials.</li> <li>b. Identified the engineer equipment.</li> </ul> </li> <li>* 6. The platoon leader issues an operation order (OPORD) to subordinate leaders.</li> <li>7. The platoon (supplemented with maneuver force personnel when available) constructs the primary and alternate individual positions, the crew-served weapon positions, and the C2 positions as well as the communications trenches and the bunker positions (medical and supply).</li> <li>8. The platoon reinforces the existing structures and natural obstacles within the strongpoint where appropriate.</li> <li>9. The platoon provides countermobility support to enhance the effectiveness of the strongpoint.               <ul style="list-style-type: none"> <li>a. Used scatterable minefields.</li> <li>b. Placed obstacles.</li> </ul> </li> </ul>		

TASK STEPS AND PERFORMANCE MEASURES	GO	NO-GO
*10. The platoon leader provides recommendations to the maneuver force on the effective use of camouflage and deception to enhance the effectiveness of the strongpoint.		
11. The platoon recommends, plans, and develops the access or egress routes for the strongpoint.		
a. Detected and neutralized the minefields.		
b. Constructed and maintained the combat roads and trails.		
c. Reduced obstacles as needed.		

TASK PERFORMANCE / EVALUATION SUMMARY BLOCK							
ITERATION	1	2	3	4	5	M	TOTAL
TOTAL TASK STEPS EVALUATED							
TOTAL TASK STEPS "GO"							
TRAINING STATUS "GO"/"NO-GO"							

"\*" indicates a leader task step.

#### SUPPORTING INDIVIDUAL TASKS: NONE

#### SUPPORTING COLLECTIVE TASKS

Task Number	Task Title
05-2-0042	Receive and Distribute Throughput Supplies
05-2-0314	Integrate Obstacles Into Direct- and Indirect-Fire Plans
05-2-0514	Emplace Tactical Obstacles
05-2-1218	Conduct Report Procedures
05-2-7008	Prepare an Operation Order (OPORD) (Company/Platoon)

#### OPFOR TASKS AND STANDARDS

**TASK:** Surrender to the Capturing Unit on the Battlefield (5-OPFOR-0024)

**CONDITION:** The enemy has captured the opposing forces (OPFOR) element's soldiers, documents, and equipment sensitive to the OPFOR tactical operations.

**STANDARD:** The OPFOR soldiers retain or destroy documents and equipment. The OPFOR element surrenders documents and equipment of no tactical use to the enemy and attempts to conceal or destroy items of tactical value. The OPFOR element attempts escape and evasion. 1. Prevents the successful capture of documents and equipment. 2. Destroys documents and equipment. 3. Removes identifying markings from equipment. 4. Removes unit-identifying insignia. 5. Provides misleading information. 6. Plans an escape. 7. Delays movement to the nearest collection point. 8. Prevents safeguarding of enemy prisoners of war (EPWs) in order to cause embarrassment to the United States (US).

**TASK:** Attack (5-OPFOR-0001)

**CONDITION:** The opposing forces (OPFOR) element has located the enemy. The priority intelligence requirements (PIR) and other intelligence requirements have been obtained by OPFOR patrols. The OPFOR element has automatic and antiarmor weapons and light mortars.

**STANDARD:** The OPFOR element attempts to seize the terrain, vehicles, or equipment. 1. Develops an attack plan. 2. Surprises the enemy unit's main body. 3. Initiates the attack using a scheme of maneuver that exploits the enemy's flanks, gaps, and weaknesses. 4. Uses covered and concealed routes to approach the enemy forces' flanks, gaps, or weakly held areas. 5. Employs indirect fire to support the attack. 6. Penetrates enemy defenses. 7. Destroys equipment and supplies. 8. Inflicts heavy casualties. 9. Isolates the combat service support (CSS) base by blocking reinforcements. 10. Forces enemy units to displace. 11. Avoids being fixed in one position. 12. Withdraws before the CSS base is reinforced with tactical combat forces.

**TASK:** Conduct Air Attacks (5-OPFOR-0002)

**CONDITION:** The opposing forces (OPFOR) element in the rear area has forwarded the positions of the enemy support sites or the locations of moving elements. The OPFOR aircraft have been dispatched to attack enemy installations or convoys.

**STANDARD:** The OPFOR element attempts to delay, disrupt, or damage the enemy targets by air. 1. Locates the target (support sites or convoys). 2. Makes attack runs on the designated targets. 3. Inflicts heavy damage to the selected target. 4. Sustains no loss of aircraft. 5. Delays moving the force for more than one hour.

**TASK:** Conduct Terrorist and Saboteur Attacks (5-OPFOR-0005)

**CONDITION:** The opposing forces (OPFOR) element dispatches small teams into the enemy's rear area to disrupt combat service support (CSS) operations.

**STANDARD:** The enemy sustains disrupted command and control (C2), destroyed equipment and supplies, and light casualties. 1. Locates rear support bases and C2 facilities. 2. Delays and disrupts CSS operations through probes. 3. Infiltrates CSS bases to conduct sabotage and terrorist activities. 4. Inflicts light casualties. 5. Destroys supplies and equipment.

**TASK:** Conduct Sniper Operations (5-OPFOR-0006)

**CONDITION:** The opposing forces (OPFOR) element has assigned snipers (regular or irregular elements) in the enemy's rear area along the main supply route (MSR) and near support sites.

**STANDARD:** The OPFOR element kills or wounds targets. 1. Sets up a well-concealed location. 2. Engages vehicle drivers or personnel on foot with short bursts of semiautomatic fire. 3. Kills or wounds selected targets. 4. Prevents the position from being discovered by enemy forces. 5. Evacuates the area without being spotted. 6. Reports all specified priority intelligence requirements (PIR) and other intelligence requirements to the OPFOR headquarters (HQ).

**TASK:** Defeat Obstacles (5-OPFOR-0009)

**CONDITION:** The opposing forces (OPFOR) element encounters an obstacle that blocks the avenue of approach as it advances upon the enemy forces.

**STANDARD:** The OPFOR element bypasses or breaches the enemy obstacle. 1. Detects the obstacle before halting its main body. 2. Defeats the obstacle. a. Bypasses the obstacle without entering the engagement areas. b. Breaches the obstacle within 45 minutes and passes its entire force through the obstacle. 3. Does not incur degradation to the point that the mission must be discontinued.

**TASK:** Conduct an Aerial Reconnaissance (5-OPFOR-0010)

**CONDITION:** The opposing forces (OPFOR) headquarters (HQ) element requires intelligence on the locations and identification of enemy elements. An aircraft is dispatched to take photographs and make a visual inspection of the enemy rear area.

**STANDARD:** The OPFOR element gathers photograph intelligence of the enemy. 1. Photographs the assigned sectors. 2. Makes quick visual checks where the ceiling is low. 3. Locates enemy positions in the area, particularly support and storage bases, and command and control (C2) facilities. 4. Sustains no loss of aircraft. 5. Reports priority intelligence requirements (PIR) and other information requirements to the OPFOR HQ.

**TASK:** Gather Intelligence (5-OPFOR-0011)

**CONDITION:** The opposing forces (OPFOR) small element, operating in the rear area, is planning attacks on enemy bases. Information is needed to complete the plans.

**STANDARD:** The OPFOR element infiltrates, gathers intelligence information, and submits its findings to the command. 1. Identifies all priority intelligence requirements (PIR) and other intelligence requirements. 2. Passes through any outpost, defensive wire, or warning devices undetected. 3. Moves to an observation point that offers cover and concealment and is clear enough to gather PIR and other intelligence requirements. 4. Gathers all PIR and other intelligence requirements. 5. Withdraws from the area undetected. 6. Reports all information to the OPFOR headquarters (HQ).

**TASK:** Disrupt Defensive Preparations (5-OPFOR-0018)

**CONDITION:** The opposing forces (OPFOR) element has located the enemy. Priority intelligence requirements (PIR) and other intelligence requirements obtained by OPFOR patrols indicate that the enemy elements are establishing defensive positions. The OPFOR element has automatic and antiarmor weapons and light mortars.

**STANDARD:** The OPFOR element disrupts and delays the enemy's defensive preparations. 1. Locates and penetrates the enemy's security system. 2. Forces the enemy to delay defensive preparations. 3. Disrupts the enemy's obstacle preparations.

**TASK:** Disrupt a Net Control Station (NCS) (5-OPFOR-0019)

**CONDITION:** The enemy has established a NCS. The opposing forces (OPFOR) element has radio and jamming equipment.

**STANDARD:** The OPFOR element attempts to disrupt an NCS. 1. Attempts to locate the radio frequency that the unit is operating on. 2. Attempts to enter the radio net. 3. Attempts to issue "bogus" orders to a unit on the net. 4. Jams the radio frequency and forces the unit to go to an alternate frequency.

**TASK:** Disrupt Construction of Vehicle Fighting Positions (5-OPFOR-0020)

**CONDITION:** The opposing forces (OPFOR) element has located the enemy. The priority intelligence requirements (PIR) and other intelligence obtained by OPFOR patrols indicate the enemy is constructing vehicle fighting positions within its defensive area. The OPFOR element has automatic and antiarmor weapons and light mortars.

**STANDARD:** The OPFOR element attempts to disrupt the enemy's efforts to establish vehicle fighting positions. 1. Locates the defensive area. 2. Surprises the main body. 3. Penetrates the defensive area with squad-size probes. 4. Inflicts casualties on the unit. 5. Destroys vehicles. 6. Disrupts the unit's preparations (prevents or delays beyond the unit's allotted time).

**TASK:** Disrupt a Route Reconnaissance (5-OPFOR-0021)



**CONDITION:** The enemy is conducting a route reconnaissance. The opposing forces (OPFOR) element is positioned along the enemy's route.

**STANDARD:** The OPFOR element attempts to disrupt a squad/section conducting a route reconnaissance. 1. Prevents the unit from meeting its specified time schedule. 2. Forces the unit to deviate from its specified route. 3. Prevents the unit from reaching its assigned destination. 4. Surprises the squad/section. 5. Inflicts casualties on the unit.

**TASK:** Conduct a Raid (5-OPFOR-0004)

**CONDITION:** The opposing forces (OPFOR) element has occupied an objective rally point and has orders to conduct a raid on a combat service support (CSS) base.

**STANDARD:** The OPFOR element infiltrates the enemy's base and destroys all of the targets. 1. Surprises the enemy forces. 2. Assaults the support base and accomplishes the assigned tasks. 3. Destroys the specified equipment and supplies. 4. Avoids being decisively engaged. 5. Withdraws all personnel from the objective areas within the time prescribed. 6. Obtains all priority intelligence requirements (PIR) from the raid site. 7. Sustains only light casualties from enemy fire.

**TASK:** Disrupt Movement (5-OPFOR-0014)

**CONDITION:** The enemy is expected to move through the opposing forces (OPFOR) element's area of operations. The OPFOR element has received an operation order (OPORD) or fragmentary order (FRAGO) to disrupt enemy movement. The enemy has the capability to defend with direct fire and antiarmor weapons.

**STANDARD:** The OPFOR element delays enemy movement. 1. Delays the element. 2. Forces the element to deviate from its route. 3. Prevents the element from reaching its destination. 4. Surprises the element's main body.

**TASK:** Conduct an Attack (5-OPFOR-0008)

**CONDITION:** The enemy is conducting tactical operations. The opposing forces (OPFOR) element receives orders to attack the enemy, the area of occupation, or the main supply route (MSR) with smoke.

**STANDARD:** The OPFOR element disrupts the enemy's movement and smoke operations. 1. Determines the delivery method of the smoke attack. 2. Locates the target. 3. Delivers the smoke attack downwind. 4. Attacks the enemy with smoke, and surge attacks when the enemy responds to the smoke.

**TASK:** Disrupt an Engineer Reconnaissance (5-OPFOR-0022)

**CONDITION:** The enemy is conducting an engineer reconnaissance. The opposing forces (OPFOR) element is positioned along the enemy's route.

**STANDARD:** The OPFOR element disrupts an engineer reconnaissance. 1. Prevents the unit from meeting its specified time schedule. 2. Forces the unit to deviate from its specified route. 3. Prevents the unit from accomplishing its assigned engineer reconnaissance. 4. Surprises the unit conducting the reconnaissance.

**TASK:** Conduct an Ambush (5-OPFOR-0007)

**CONDITION:** The enemy is moving in a convoy. The opposing forces (OPFOR) element is positioned along the enemy's route.

**STANDARD:** The OPFOR element inflicts casualties on the enemy and causes vehicle and equipment damage. 1. Prepares an ambush site before the element arrives. 2. Surprises march element forces. 3. Inflicts heavy casualties within the designated kill zone. 4. Inflicts heavy damage to vehicles and equipment within the designated kill zone. 5. Delays the march element from reaching a specified destination for a specified period of time. 6. Withdraws on order. 7. Sustains no casualties. 8. Reports actions to superiors.

**TASK:** Defend a Minefield (5-OPFOR-0023)

**CONDITION:** The enemy is conducting a minefield sweeping operation. The opposing forces (OPFOR) element has a minefield placed in the enemy's path. The minefield is under constant observation and fire.

**STANDARD:** The OPFOR element defends a minefield against an enemy element conducting a minefield sweeping operation. 1. Prevents the unit from detecting the obstacle. 2. Disrupts the minefield sweeping operation. 3. Prevents the unit from conducting the minefield sweeping operation, prevents the unit from moving all personnel through the breach or delays the completion of the minefield sweeping operation for more than 45 minutes.

**TASK:** Disrupt Quartering Party Operations (5-OPFOR-0017)

**CONDITION:** The enemy is conducting quartering party operations. It has established an assembly area (AA) but has not moved in the main body.

**STANDARD:** The opposing forces (OPFOR) element attempts to disrupt quartering party operations and infiltrate the enemy's AA. 1. Locates the quartering party and the AA. 2. Surprises the main body. 3. Penetrates the AA with squad-size probes. 4. Inflicts personnel casualties and vehicle damage. 5. Disrupts the unit's preparations (prevents or delays beyond the unit's allotted time).

**TASK:** Disrupt Enemy Movement and Operations Using Tactical Nuclear Weapons (5-OPFOR-0016)

**CONDITION:** The opposing forces (OPFOR) element has located the enemy. Priority intelligence requirements (PIR) and other intelligence requirements have been obtained by OPFOR patrols. Tactical nuclear weapons are employed against key locations in the rear area.

**STANDARD:** The OPFOR element disrupts enemy movement and operations. 1. Disrupts or delays the movement of the enemy's equipment and supplies to the forward areas. 2. Destroys enemy equipment and supplies. 3. Inflicts a high rate of nuclear casualties among the enemy forces. 4. Denies the enemy the use of specified areas. 5. Contaminates the enemy's equipment and supplies.

**TASK:** Disrupt Enemy Movement and Operations Using Persistent and Nonpersistent Chemical Weapons (5-OPFOR-0015)

**CONDITION:** The opposing forces (OPFOR) element has located the enemy. Priority intelligence requirements (PIR) and other intelligence requirements have been obtained by OPFOR patrols. The OPFOR units deliver chemical agents, by means of conventional artillery weapons or aircraft, along selected supply routes and key bases in the rear area.

**STANDARD:** The OPFOR element disrupts enemy movement and operations using persistent and nonpersistent chemical weapons. 1. Delivers chemical agents in low and densely wooded areas. 2. Delays the movement of enemy supplies and equipment to the forward areas. 3. Restricts the movement of the enemy units in the rear area. 4. Channels the movement of enemy units into predesignated ambush areas. 5. Contaminates enemy supplies and equipment. 6. Inflicts a high rate of casualties on enemy forces.

**TASK:** Counter Passage of Lines (5-OPFOR-0012)

**CONDITION:** Enemy forces are in defensive positions, but they are expected to attempt passage-of-lines operations. The opposing forces (OPFOR) received orders to disrupt enemy passage-of-lines operations.

**STANDARD:** The OPFOR element delays or prevents enemy passage of lines. 1. Delays the passage. 2. Prevents the company from moving all personnel through the stationary unit. 3. Engages the main body of either the moving or the stationary unit.

**TASK:** Disrupt Assembly Area (AA) Activities (5-OPFOR-0013)

**CONDITION:** Intelligence reports indicate that platoon- and company-size enemy units are operating in the opposing forces (OPFOR) area of operations. Enemy units can defend from AAs with direct fire, antiarmor weapons, and indirect fire. The enemy has close air support (CAS) and nuclear, biological, and chemical (NBC) capabilities.

**STANDARD:** The OPFOR element locates and disrupts the enemy's AA activities. 1. Locates the element's AA. 2. Probes the AA with squad- or team-size elements. 3. Inflicts more than 5 percent casualties on the element. 4. Disrupts the element's preparations (prevents or delays beyond the element's allotted time).

**TASK:** Maintain Contact (5-OPFOR-0003)

**CONDITION:** The opposing forces (OPFOR) element is engaged with enemy base defense forces. The enemy forces are withdrawing under pressure.

**STANDARD:** The OPFOR element maintains enemy contact while the enemy withdraws. 1. Engages the enemy forces decisively. 2. Advances the OPFOR as the enemy forces withdraw. 3. Inflicts heavy casualties. 4. Captures the members of the enemy force. 5. Captures documents and equipment. 6. Safeguards captured documents, equipment, and personnel.

**ELEMENTS:** Company Headquarters  
 Three Combat Mobility Platoons  
 Nine Combat Engineer Squads  
 Mobility Support Platoon  
 Three Mobility Sections

**TASK:** Establish Jobsite Security (05-3-0904.05-R01A)

(FM 7-8)

(FM 5-10)

(FM 5-34)

(FM 71-1)

(FM 7-7)

(FM 7-8)

**ITERATION:** 1 2 3 4 5 M (Circle)

**COMMANDER/LEADER ASSESSMENT:** T P U (Circle)

**CONDITIONS:** The element receives a fragmentary order (FRAGO) or an operation order (OPORD) to conduct a tactical mission at an eight-digit grid location. Digital units have performed functionality checks, and systems are operational. This task is performed during darkness and daylight and in all weather conditions. Some iterations of this task should be performed in MOPP4.

**TASK STANDARDS:** The element establishes local security and tenable defensive positions that provide early warning and protection from an enemy attack. The enemy's presence is not a surprise. The only time restraints are those specified in the FRAGO or the OPORD. Digital units submit reports and locations using frequency-modulated (FM) or digital means to update the common operational picture (COP) and maintain situational awareness (SA) to conduct combat operations. The time required to perform this task is increased when conducting it in mission-oriented protection posture (MOPP) 4.

TASK STEPS AND PERFORMANCE MEASURES	GO	NO-GO
<p>* 1. The element leader receives a FRAGO or an OPORD to conduct a tactical mission at an eight-digit grid location.</p> <p>a. Conducted a mission analysis.</p> <p>(1) If a maneuver force was providing security, the element followed procedures beginning with Subtask 4.</p> <p>(2) If the unit was working alone or in an isolated area, the element leader designated overwatch and reconnaissance/minesweeping teams and followed procedures beginning with Subtask 2.</p> <p>b. Conducted a thorough map reconnaissance.</p> <p>NOTE: Digital units request intelligence information by requesting All-Source Analysis System (ASAS) information and Digital Topographic Support System (DTSS) products from higher headquarters (HQ).</p> <p>c. Reviewed the unit's tactical standing operating procedure (TACSOP) or standing operating procedure (SOP).</p> <p>d. Conducted troop-leading procedures.</p> <p>e. Conducted precombat checks (PCCs) and precombat inspections (PCIs).</p> <p>* 2. The element occupies a stationary overwatch position at the site. The overwatch team leader--</p> <p>a. Selected a covered and concealed position.</p> <p>b. Assigned a sector of observation and fire.</p> <p>c. Directed the overwatch team to use all available sights and other visual devices to scan the sector and identify enemy forces.</p> <p>3. The reconnaissance/minesweeping team secures the site.</p> <p>a. Checked for a possible enemy ambush at the site.</p>		

TASK STEPS AND PERFORMANCE MEASURES	GO	NO-GO
<p>b. Located, marked, and reported any mines or unexploded ordnance (UXO) on the site. The chain of command reported the hazard to explosive ordnance disposal (EOD) personnel for disposal.</p> <p>4. The element moves into and occupies the position after the site is clear.</p> <p>* 5. The element leader reconnoiters tentative fighting positions.</p> <ul style="list-style-type: none"> <li>a. Identified avenues of approach.</li> <li>b. Identified observation posts (OP) or patrol routes to secure the perimeter.</li> <li>c. Identified crew-served weapons positions.</li> <li>d. Established withdrawal routes.</li> <li>e. Identified dismounted-personnel positions.</li> <li>f. Positioned vehicles in covered and concealed positions.</li> <li>g. Established sectors of fire and general positions for crew-served weapons and vehicles.</li> <li>h. Designated which fighting positions, OPs, or patrols would be manned full time. The patrol or OP team moved to an assigned position. The patrol or OP team-- <ul style="list-style-type: none"> <li>(1) Provided early warning and close-in security.</li> <li>(2) Offered cover and concealment for occupants.</li> <li>(3) Established a concealed route leading to and away from the OP.</li> <li>(4) Operated according to the unit's TACSOP or SOP until relieved.</li> <li>(5) Maintained communications with the command post.</li> </ul> </li> <li>i. Supervised the positioning of the chemical alarm. <ul style="list-style-type: none"> <li>(1) Placed the alarm 150 meters upwind from the unit.</li> <li>(2) Ensured that the alarm was within visible site of the elements position to prevent it from being tampered with by the enemy.</li> <li>(3) Did not place the alarm in a depression.</li> <li>(4) Moved the chemical alarm if the wind shifted.</li> </ul> </li> <li>j. Subordinate leaders designated individual positions. <ul style="list-style-type: none"> <li>(1) Designated primary fighting positions.</li> <li>(2) Designated alternate fighting positions.</li> <li>(3) Established sectors of fire for each individual and ensured that individual range cards and element sector sketches were complete according to the unit's TACSOP or SOP.</li> </ul> </li> </ul> <p>NOTE: The unit's TACSOP or SOP should have a set time standard for completing the range cards and sector sketches.</p> <ul style="list-style-type: none"> <li>k. Maintained communications with the supported maneuver force and higher HQ.</li> <li>l. Emplaced protective obstacles, if required, based on the five-step risk management process.</li> </ul> <p>NOTE: The unit should establish alert procedures and rehearse the procedures onsite with a 100 percent occupation of the position.</p> <p>6. The element begins work.</p> <ul style="list-style-type: none"> <li>a. Kept individual weapons within close reach.</li> <li>b. Maintained noise and light discipline.</li> <li>c. Maintained camouflage procedures.</li> <li>d. Maintained the directed MOPP level.</li> <li>e. Maintained communications with the supported maneuver force or higher HQ.</li> </ul> <p>NOTE: Digital units send reports and update the COP using the Force XXI Battle Command Brigade and Below (FBCB2) System or FM means according to the unit's TACSOP.</p>		

TASK PERFORMANCE / EVALUATION SUMMARY BLOCK							
ITERATION	1	2	3	4	5	M	TOTAL
TOTAL TASK STEPS EVALUATED							
TOTAL TASK STEPS "GO"							
TRAINING STATUS "GO"/"NO-GO"							

"\*" indicates a leader task step.

#### SUPPORTING INDIVIDUAL TASKS

Task Number	Task Title
031-503-4002	Supervise Unit Preparation for NBC Attack
052-194-3500	Conduct a Patrol

#### SUPPORTING COLLECTIVE TASKS

Task Number	Task Title
05-2-0301	Camouflage Vehicles and Equipment
05-2-0908	Conduct Quartering Party Operations
05-2-1218	Conduct Report Procedures
05-2-7008	Prepare an Operation Order (OPORD) (Company/Platoon)

#### OPFOR TASKS AND STANDARDS

**TASK:** Defend a Minefield (5-OPFOR-0023)

**CONDITION:** The enemy is conducting a minefield sweeping operation. The opposing forces (OPFOR) element has a minefield placed in the enemy's path. The minefield is under constant observation and fire.

**STANDARD:** The OPFOR element defends a minefield against an enemy element conducting a minefield sweeping operation. 1. Prevents the unit from detecting the obstacle. 2. Disrupts the minefield sweeping operation. 3. Prevents the unit from conducting the minefield sweeping operation, prevents the unit from moving all personnel through the breach or delays the completion of the minefield sweeping operation for more than 45 minutes.

**TASK:** Attack (5-OPFOR-0001)

**CONDITION:** The opposing forces (OPFOR) element has located the enemy. The priority intelligence requirements (PIR) and other intelligence requirements have been obtained by OPFOR patrols. The OPFOR element has automatic and antiarmor weapons and light mortars.

**STANDARD:** The OPFOR element attempts to seize the terrain, vehicles, or equipment. 1. Develops an attack plan. 2. Surprises the enemy unit's main body. 3. Initiates the attack using a scheme of maneuver that exploits the enemy's flanks, gaps, and weaknesses. 4. Uses covered and concealed routes to approach the enemy forces' flanks, gaps, or weakly held areas. 5. Employs indirect fire to support the attack. 6. Penetrates enemy defenses. 7. Destroys equipment and supplies. 8. Inflicts heavy casualties. 9. Isolates the combat service support (CSS) base by blocking reinforcements. 10. Forces enemy units to displace. 11. Avoids being fixed in one position. 12. Withdraws before the CSS base is reinforced with tactical combat forces.

**TASK:** Conduct Air Attacks (5-OPFOR-0002)

**CONDITION:** The opposing forces (OPFOR) element in the rear area has forwarded the positions of the enemy support sites or the locations of moving elements. The OPFOR aircraft have been dispatched to attack enemy installations or convoys.

**STANDARD:** The OPFOR element attempts to delay, disrupt, or damage the enemy targets by air. 1. Locates the target (support sites or convoys). 2. Makes attack runs on the designated targets. 3. Inflicts heavy damage to the selected target. 4. Sustains no loss of aircraft. 5. Delays moving the force for more than one hour.

**TASK:** Conduct a Raid (5-OPFOR-0004)

**CONDITION:** The opposing forces (OPFOR) element has occupied an objective rally point and has orders to conduct a raid on a combat service support (CSS) base.

**STANDARD:** The OPFOR element infiltrates the enemy's base and destroys all of the targets. 1. Surprises the enemy forces. 2. Assaults the support base and accomplishes the assigned tasks. 3. Destroys the specified equipment and supplies. 4. Avoids being decisively engaged. 5. Withdraws all personnel from the objective areas within the time prescribed. 6. Obtains all priority intelligence requirements (PIR) from the raid site. 7. Sustains only light casualties from enemy fire.

**TASK:** Conduct Terrorist and Saboteur Attacks (5-OPFOR-0005)

**CONDITION:** The opposing forces (OPFOR) element dispatches small teams into the enemy's rear area to disrupt combat service support (CSS) operations.

**STANDARD:** The enemy sustains disrupted command and control (C2), destroyed equipment and supplies, and light casualties. 1. Locates rear support bases and C2 facilities. 2. Delays and disrupts CSS operations through probes. 3. Infiltrates CSS bases to conduct sabotage and terrorist activities. 4. Inflicts light casualties. 5. Destroys supplies and equipment.

**TASK:** Conduct Sniper Operations (5-OPFOR-0006)

**CONDITION:** The opposing forces (OPFOR) element has assigned snipers (regular or irregular elements) in the enemy's rear area along the main supply route (MSR) and near support sites.

**STANDARD:** The OPFOR element kills or wounds targets. 1. Sets up a well-concealed location. 2. Engages vehicle drivers or personnel on foot with short bursts of semiautomatic fire. 3. Kills or wounds selected targets. 4. Prevents the position from being discovered by enemy forces. 5. Evacuates the area without being spotted. 6. Reports all specified priority intelligence requirements (PIR) and other intelligence requirements to the OPFOR headquarters (HQ).

**TASK:** Conduct an Attack (5-OPFOR-0008)

**CONDITION:** The enemy is conducting tactical operations. The opposing forces (OPFOR) element receives orders to attack the enemy, the area of occupation, or the main supply route (MSR) with smoke.

**STANDARD:** The OPFOR element disrupts the enemy's movement and smoke operations. 1. Determines the delivery method of the smoke attack. 2. Locates the target. 3. Delivers the smoke attack downwind. 4. Attacks the enemy with smoke, and surge attacks when the enemy responds to the smoke.

**TASK:** Conduct an Aerial Reconnaissance (5-OPFOR-0010)

**CONDITION:** The opposing forces (OPFOR) headquarters (HQ) element requires intelligence on the locations and identification of enemy elements. An aircraft is dispatched to take photographs and make a visual inspection of the enemy rear area.

**STANDARD:** The OPFOR element gathers photograph intelligence of the enemy. 1. Photographs the assigned sectors. 2. Makes quick visual checks where the ceiling is low. 3. Locates enemy positions in the area, particularly support and storage bases, and command and control (C2) facilities. 4. Sustains no loss of aircraft. 5. Reports priority intelligence requirements (PIR) and other information requirements to the OPFOR HQ.

**TASK:** Gather Intelligence (5-OPFOR-0011)

**CONDITION:** The opposing forces (OPFOR) small element, operating in the rear area, is planning attacks on enemy bases. Information is needed to complete the plans.

**STANDARD:** The OPFOR element infiltrates, gathers intelligence information, and submits its findings to the command. 1. Identifies all priority intelligence requirements (PIR) and other intelligence requirements. 2. Passes through any outpost, defensive wire, or warning devices undetected. 3. Moves to an observation point that offers cover and concealment and is clear enough to gather PIR and other intelligence requirements. 4. Gathers all PIR and other intelligence requirements. 5. Withdraws from the area undetected. 6. Reports all information to the OPFOR headquarters (HQ).

**TASK:** Disrupt a Route Reconnaissance (5-OPFOR-0021)

**CONDITION:** The enemy is conducting a route reconnaissance. The opposing forces (OPFOR) element is positioned along the enemy's route.

**STANDARD:** The OPFOR element attempts to disrupt a squad/section conducting a route reconnaissance. 1. Prevents the unit from meeting its specified time schedule. 2. Forces the unit to deviate from its specified route. 3. Prevents the unit from reaching its assigned destination. 4. Surprises the squad/section. 5. Inflicts casualties on the unit.

**TASK:** Maintain Contact (5-OPFOR-0003)

**CONDITION:** The opposing forces (OPFOR) element is engaged with enemy base defense forces. The enemy forces are withdrawing under pressure.

**STANDARD:** The OPFOR element maintains enemy contact while the enemy withdraws. 1. Engages the enemy forces decisively. 2. Advances the OPFOR as the enemy forces withdraw. 3. Inflicts heavy casualties. 4. Captures the members of the enemy force. 5. Captures documents and equipment. 6. Safeguards captured documents, equipment, and personnel.

**TASK:** Disrupt a Net Control Station (NCS) (5-OPFOR-0019)

**CONDITION:** The enemy has established a NCS. The opposing forces (OPFOR) element has radio and jamming equipment.

**STANDARD:** The OPFOR element attempts to disrupt an NCS. 1. Attempts to locate the radio frequency that the unit is operating on. 2. Attempts to enter the radio net. 3. Attempts to issue "bogus" orders to a unit on the net. 4. Jams the radio frequency and forces the unit to go to an alternate frequency.

**TASK:** Disrupt Construction of Vehicle Fighting Positions (5-OPFOR-0020)

**CONDITION:** The opposing forces (OPFOR) element has located the enemy. The priority intelligence requirements (PIR) and other intelligence obtained by OPFOR patrols indicate the enemy is constructing vehicle fighting positions within its defensive area. The OPFOR element has automatic and antiarmor weapons and light mortars.



**STANDARD:** The OPFOR element attempts to disrupt the enemy's efforts to establish vehicle fighting positions. 1. Locates the defensive area. 2. Surprises the main body. 3. Penetrates the defensive area with squad-size probes. 4. Inflicts casualties on the unit. 5. Destroys vehicles. 6. Disrupts the unit's preparations (prevents or delays beyond the unit's allotted time).

**TASK:** Defeat Obstacles (5-OPFOR-0009)

**CONDITION:** The opposing forces (OPFOR) element encounters an obstacle that blocks the avenue of approach as it advances upon the enemy forces.

**STANDARD:** The OPFOR element bypasses or breaches the enemy obstacle. 1. Detects the obstacle before halting its main body. 2. Defeats the obstacle. a. Bypasses the obstacle without entering the engagement areas. b. Breaches the obstacle within 45 minutes and passes its entire force through the obstacle. 3. Does not incur degradation to the point that the mission must be discontinued.

**TASK:** Disrupt an Engineer Reconnaissance (5-OPFOR-0022)

**CONDITION:** The enemy is conducting an engineer reconnaissance. The opposing forces (OPFOR) element is positioned along the enemy's route.

**STANDARD:** The OPFOR element disrupts an engineer reconnaissance. 1. Prevents the unit from meeting its specified time schedule. 2. Forces the unit to deviate from its specified route. 3. Prevents the unit from accomplishing its assigned engineer reconnaissance. 4. Surprises the unit conducting the reconnaissance.

**TASK:** Conduct an Ambush (5-OPFOR-0007)

**CONDITION:** The enemy is moving in a convoy. The opposing forces (OPFOR) element is positioned along the enemy's route.

**STANDARD:** The OPFOR element inflicts casualties on the enemy and causes vehicle and equipment damage. 1. Prepares an ambush site before the element arrives. 2. Surprises march element forces. 3. Inflicts heavy casualties within the designated kill zone. 4. Inflicts heavy damage to vehicles and equipment within the designated kill zone. 5. Delays the march element from reaching a specified destination for a specified period of time. 6. Withdraws on order. 7. Sustains no casualties. 8. Reports actions to superiors.

**TASK:** Surrender to the Capturing Unit on the Battlefield (5-OPFOR-0024)

**CONDITION:** The enemy has captured the opposing forces (OPFOR) element's soldiers, documents, and equipment sensitive to the OPFOR tactical operations.

**STANDARD:** The OPFOR soldiers retain or destroy documents and equipment. The OPFOR element surrenders documents and equipment of no tactical use to the enemy and attempts to conceal or destroy items of tactical value. The OPFOR element attempts escape and evasion. 1. Prevents the successful capture of documents and equipment. 2. Destroys documents and equipment. 3. Removes identifying markings from equipment. 4. Removes unit-identifying insignia. 5. Provides misleading information. 6. Plans an escape. 7. Delays movement to the nearest collection point. 8. Prevents safeguarding of enemy prisoners of war (EPWs) in order to cause embarrassment to the United States (US).

**TASK:** Disrupt Defensive Preparations (5-OPFOR-0018)

**CONDITION:** The opposing forces (OPFOR) element has located the enemy. Priority intelligence requirements (PIR) and other intelligence requirements obtained by OPFOR patrols indicate that the enemy elements are establishing defensive positions. The OPFOR element has automatic and antiarmor weapons and light mortars.

**STANDARD:** The OPFOR element disrupts and delays the enemy's defensive preparations. 1. Locates and penetrates the enemy's security system. 2. Forces the enemy to delay defensive preparations. 3. Disrupts the enemy's obstacle preparations.

**TASK:** Disrupt Quartering Party Operations (5-OPFOR-0017)

**CONDITION:** The enemy is conducting quartering party operations. It has established an assembly area (AA) but has not moved in the main body.

**STANDARD:** The opposing forces (OPFOR) element attempts to disrupt quartering party operations and infiltrate the enemy's AA. 1. Locates the quartering party and the AA. 2. Surprises the main body. 3. Penetrates the AA with squad-size probes. 4. Inflicts personnel casualties and vehicle damage. 5. Disrupts the unit's preparations (prevents or delays beyond the unit's allotted time).

**TASK:** Disrupt Enemy Movement and Operations Using Tactical Nuclear Weapons (5-OPFOR-0016)

**CONDITION:** The opposing forces (OPFOR) element has located the enemy. Priority intelligence requirements (PIR) and other intelligence requirements have been obtained by OPFOR patrols. Tactical nuclear weapons are employed against key locations in the rear area.

**STANDARD:** The OPFOR element disrupts enemy movement and operations. 1. Disrupts or delays the movement of the enemy's equipment and supplies to the forward areas. 2. Destroys enemy equipment and supplies. 3. Inflicts a high rate of nuclear casualties among the enemy forces. 4. Denies the enemy the use of specified areas. 5. Contaminates the enemy's equipment and supplies.

**TASK:** Disrupt Enemy Movement and Operations Using Persistent and Nonpersistent Chemical Weapons (5-OPFOR-0015)

**CONDITION:** The opposing forces (OPFOR) element has located the enemy. Priority intelligence requirements (PIR) and other intelligence requirements have been obtained by OPFOR patrols. The OPFOR units deliver chemical agents, by means of conventional artillery weapons or aircraft, along selected supply routes and key bases in the rear area.

**STANDARD:** The OPFOR element disrupts enemy movement and operations using persistent and nonpersistent chemical weapons. 1. Delivers chemical agents in low and densely wooded areas. 2. Delays the movement of enemy supplies and equipment to the forward areas. 3. Restricts the movement of the enemy units in the rear area. 4. Channels the movement of enemy units into predesignated ambush areas. 5. Contaminates enemy supplies and equipment. 6. Inflicts a high rate of casualties on enemy forces.

**TASK:** Counter Passage of Lines (5-OPFOR-0012)

**CONDITION:** Enemy forces are in defensive positions, but they are expected to attempt passage-of-lines operations. The opposing forces (OPFOR) received orders to disrupt enemy passage-of-lines operations.

**STANDARD:** The OPFOR element delays or prevents enemy passage of lines. 1. Delays the passage. 2. Prevents the company from moving all personnel through the stationary unit. 3. Engages the main body of either the moving or the stationary unit.

**TASK:** Disrupt Movement (5-OPFOR-0014)

**CONDITION:** The enemy is expected to move through the opposing forces (OPFOR) element's area of operations. The OPFOR element has received an operation order (OPORD) or fragmentary order (FRAGO) to disrupt enemy movement. The enemy has the capability to defend with direct fire and antiarmor weapons.

**STANDARD:** The OPFOR element delays enemy movement. 1. Delays the element. 2. Forces the element to deviate from its route. 3. Prevents the element from reaching its destination. 4. Surprises the element's main body.

**TASK:** Disrupt Assembly Area (AA) Activities (5-OPFOR-0013)

**CONDITION:** Intelligence reports indicate that platoon- and company-size enemy units are operating in the opposing forces (OPFOR) area of operations. Enemy units can defend from AAs with direct fire, antiarmor weapons, and indirect fire. The enemy has close air support (CAS) and nuclear, biological, and chemical (NBC) capabilities.

**STANDARD:** The OPFOR element locates and disrupts the enemy's AA activities. 1. Locates the element's AA. 2. Probes the AA with squad- or team-size elements. 3. Inflicts more than 5 percent casualties on the element. 4. Disrupts the element's preparations (prevents or delays beyond the element's allotted time).

**ELEMENTS:** Three Combat Mobility Platoons  
 Nine Combat Engineer Squads  
 Mobility Support Platoon  
 Three Mobility Sections

**TASK:** Conduct Defensive Operations in Military Operations on Urbanized Terrain (MOUT) (05-3-1241)  
 (FM 5-250) (FM 5-34)

**ITERATION:** 1 2 3 4 5 M (Circle)

**COMMANDER/LEADER ASSESSMENT:** T P U (Circle)

**CONDITIONS:** The element is supporting an infantry task force (TF) defense in MOUT. The enemy is expected to attack with mounted or dismounted forces up to battalion strength, supported by indirect fire and close air support. The infantry company is reinforced with additional antiarmor assets if the enemy is armored or mechanized. Digital units have performed functionality checks, and systems are operational. The unit maintains situational awareness (SA). Some iterations of this task should be performed in MOPP4.

**TASK STANDARDS:** The element conducts defensive MOUT that provides protection, mobility, and fighting positions for the infantry TF, while diverting enemy forces into kill zones and denying access to advantageous positions in urbanized terrain. The engineer effort is completed according to the infantry commander's intent and no later than the time specified in the operation order (OPORD). Digital capabilities are exploited to update the common operational picture (COP) and provide current SA. The time required to conduct this task is increased when conducting it in mission-oriented protection posture (MOPP) 4.

TASK STEPS AND PERFORMANCE MEASURES	GO	NO-GO
* 1. The platoon leader conducts troop-leading procedures. <ol style="list-style-type: none"> <li>a. Developed a tentative plan that included the following key items:               <ol style="list-style-type: none"> <li>(1) Identified sectors or boundaries.</li> <li>(2) Identified possible locations of primary, alternate, and supplementary battle positions.</li> <li>(3) Incorporated built-up areas, such as forests, hills, or other terrain features, used in conjunction with other obstacles to control avenues of approach (AAs).</li> <li>(4) Analyzed the elements of urban development in conjunction with natural terrain in order to determine how to enhance weapons effectiveness to disrupt, block, channelize, and fix the enemy.</li> </ol> </li> <li>b. Conducted a joint reconnaissance (on the ground) with the maneuver commander. During the reconnaissance, the platoon leader identified the following:               <ol style="list-style-type: none"> <li>(1) Covered and concealed routes to and between all positions (through buildings, basements, sewers, and service tunnels).</li> <li>(2) Mounted and dismounted enemy AAs (streets, alleys, rooftops, sewers, underground stream and power tunnels, vacant lots, and demolished buildings).</li> <li>(3) Dead space.</li> <li>(4) Locations for command posts (CPs) and observation posts (OPs).</li> <li>(5) Locations for primary, alternate, and supplementary battle positions.</li> </ol> </li> <li>c. Advised the maneuver commander of the engineer effort required to support the maneuver plan.</li> <li>d. Finalized the plan based on the ground reconnaissance, and prepared an obstacle plan.</li> </ol>		

TASK STEPS AND PERFORMANCE MEASURES	GO	NO-GO
<p>2. The platoon denies access to underground systems (sewerage).</p> <ul style="list-style-type: none"> <li>a. Emplaced wire obstacles and booby traps to prevent removal.</li> <li>b. Emplaced antipersonnel (AP) mines, such as the claymore, which can be command-detonated.</li> <li>c. Destroyed underground systems with explosives, if not needed for access between defensive positions.</li> </ul> <p>3. The platoon denies access to streets to prevent enemy fire and movement.</p> <ul style="list-style-type: none"> <li>a. Created crater obstacles.</li> <li>b. Welded or placed rubble on top of manholes to prevent access to underground systems.</li> <li>c. Concealed command-detonated explosives under streets where enemy forces were expected to approach.</li> <li>d. Emplaced log obstacles or expedient crib obstacles, using junk vehicles and rubble.</li> </ul> <p>4. The platoon denies enemy access to buildings not needed as defensive positions.</p> <ul style="list-style-type: none"> <li>a. Blocked doors and windows with material that was not easily removed, such as rubble or heavy boards.</li> <li>b. Booby-trapped floors, stairways, windows, and entrances.</li> <li>c. Rubbled buildings with explosives, and emplaced mines and booby traps.</li> <li>d. Emplaced explosives or flame traps to be detonated after enemy forces had occupied the building.</li> </ul> <p>5. The platoon denies enemy access to rooftops.</p> <ul style="list-style-type: none"> <li>a. Emplaced barbed tape or wire obstacles around rooftop edges.</li> <li>b. Emplaced AP explosives and/or claymore mines.</li> <li>c. Emplaced antihelicopter obstacles such as hedgehogs, concertina wire, or barbed wire strung on 5-foot-high supports.</li> </ul> <p>6. The platoon denies enemy access to backyards and rear areas of defensive positions.</p> <ul style="list-style-type: none"> <li>a. Emplaced AP mines.</li> <li>b. Emplaced barbed tape or wire obstacles.</li> <li>c. Emplaced expedient flame devices in the direction of enemy approach. <ul style="list-style-type: none"> <li>(1) Concealed an exploding 5-gallon flame device with an M4 burster placed inside, connected to a blasting cap and initiated with an available firing system; or used a white-phosphorus (WP) grenade attached to a container, wrapped with barbed wire; to create a fragmentary exploding flame device initiated by pull or trip wire.</li> <li>(2) Prepared flame fougasse, using a metal container for an 8-inch howitzer propelling charge or a 55-gallon drum containing thickened fuel and buried at a 45-degree angle, deep enough to accommodate initiating explosives with only enough exposed to allow fuel to be expelled. The platoon covered the fougasse with sandbags or expedient materials to ensure that the flaming fuel was spread outwards.</li> </ul> </li> </ul> <p>7. Records the location of all mines and booby traps on Department of the Army (DA) Form 1355-1R and forwards to higher headquarters.</p> <p>8. The platoon breaches exterior walls to provide mobility and firing positions for defending troops.</p>		

TASK STEPS AND PERFORMANCE MEASURES	GO	NO-GO
<p>a. Used the breaching formula <math>P = R3KC</math> and Figure 9-9 of Field Manual (FM) 5-34.</p> <p>(1) Determined the thickness of the wall to be breached to find the value of R3 (radius).</p> <p>(2) Determined the type of material to be breached and the value of K (material factor).</p> <p>(3) Determined the value of C (tamping factor) and the method of placement.</p> <p>NOTE: Cut reinforcing bars using the formula for steel-cutting charges <math>P = 3/8A</math> (where A = cross-sectional area of the steel member, in square inches) for bars 2 inches thick or more and the formula <math>P = D^2</math> (D squared) (where D = thickness or diameter of steel to be cut, in inches) to cut alloy or steel 2 inches thick or less.</p> <p>b. Used the expedient table in FM 5-250 or FM 5-34 for reinforced concrete.</p> <p>9. The platoon breaches exterior walls when time is critical and economy of explosives is not a primary consideration.</p> <p>NOTE: Assume that building walls are 61 centimeters or less thick and exterior walls are constructed of reinforced concrete.</p> <p>a. Tied or taped 10 pounds of composition C4 (C4) on a pole and placed it against the target between waist- and chest-high and detonated the C4.</p> <p>b. Cut reinforcing bars, using 0.5 kilogram (1 pound) of trinitrotoluene (TNT) for bars less than 2.5 centimeters in diameter, and 0.9 kilogram (2 pounds) of TNT for bars 2.5 centimeters to 5.1 centimeters (2 inches) in diameter.</p> <p>c. Primed and detonated charges, ensuring personnel and equipment safety by adhering to a safe distance for the amount of explosives being detonated as specified by FM 5-34.</p> <p>NOTE: These distances will be modified when in combat and when troops are in other buildings, around corners, or protected by intervening walls.</p> <p>10. Breach interior walls (prepare mouseholes) to provide mobility for defending troops.</p> <p>a. Cut a block of C4 into three equal parts and placed it on the wall at an equal distance, from neck- to knee-high and 4 feet from the door frame.</p> <p>b. Primed C4 with detonating cord or three blasting caps to obtain simultaneous detonation.</p> <p>c. Detonated C4 to create a hole large enough for a man to get through.</p> <p>11. The platoon breaches floors and ceilings to provide mobility for defending troops, using the technique for preparing mouseholes in interior walls.</p>		

TASK PERFORMANCE / EVALUATION SUMMARY BLOCK							
ITERATION	1	2	3	4	5	M	TOTAL
TOTAL TASK STEPS EVALUATED							
TOTAL TASK STEPS "GO"							
TRAINING STATUS "GO"/"NO-GO"							

"\*" indicates a leader task step.

#### SUPPORTING INDIVIDUAL TASKS

Task Number	Task Title
052-195-2010	Direct the Construction of Fighting Positions in Urban Terrain

**SUPPORTING COLLECTIVE TASKS: NONE****OPFOR TASKS AND STANDARDS****TASK:** Conduct Air Attacks (5-OPFOR-0002)

**CONDITION:** The opposing forces (OPFOR) element in the rear area has forwarded the positions of the enemy support sites or the locations of moving elements. The OPFOR aircraft have been dispatched to attack enemy installations or convoys.

**STANDARD:** The OPFOR element attempts to delay, disrupt, or damage the enemy targets by air. 1. Locates the target (support sites or convoys). 2. Makes attack runs on the designated targets. 3. Inflicts heavy damage to the selected target. 4. Sustains no loss of aircraft. 5. Delays moving the force for more than one hour.

**TASK:** Maintain Contact (5-OPFOR-0003)

**CONDITION:** The opposing forces (OPFOR) element is engaged with enemy base defense forces. The enemy forces are withdrawing under pressure.

**STANDARD:** The OPFOR element maintains enemy contact while the enemy withdraws. 1. Engages the enemy forces decisively. 2. Advances the OPFOR as the enemy forces withdraw. 3. Inflicts heavy casualties. 4. Captures the members of the enemy force. 5. Captures documents and equipment. 6. Safeguards captured documents, equipment, and personnel.

**TASK:** Conduct Sniper Operations (5-OPFOR-0006)

**CONDITION:** The opposing forces (OPFOR) element has assigned snipers (regular or irregular elements) in the enemy's rear area along the main supply route (MSR) and near support sites.

**STANDARD:** The OPFOR element kills or wounds targets. 1. Sets up a well-concealed location. 2. Engages vehicle drivers or personnel on foot with short bursts of semiautomatic fire. 3. Kills or wounds selected targets. 4. Prevents the position from being discovered by enemy forces. 5. Evacuates the area without being spotted. 6. Reports all specified priority intelligence requirements (PIR) and other intelligence requirements to the OPFOR headquarters (HQ).

**TASK:** Conduct an Ambush (5-OPFOR-0007)

**CONDITION:** The enemy is moving in a convoy. The opposing forces (OPFOR) element is positioned along the enemy's route.

**STANDARD:** The OPFOR element inflicts casualties on the enemy and causes vehicle and equipment damage. 1. Prepares an ambush site before the element arrives. 2. Surprises march element forces. 3. Inflicts heavy casualties within the designated kill zone. 4. Inflicts heavy damage to vehicles and equipment within the designated kill zone. 5. Delays the march element from reaching a specified destination for a specified period of time. 6. Withdraws on order. 7. Sustains no casualties. 8. Reports actions to superiors.

**TASK:** Conduct an Attack (5-OPFOR-0008)

**CONDITION:** The enemy is conducting tactical operations. The opposing forces (OPFOR) element receives orders to attack the enemy, the area of occupation, or the main supply route (MSR) with smoke.

**STANDARD:** The OPFOR element disrupts the enemy's movement and smoke operations. 1. Determines the delivery method of the smoke attack. 2. Locates the target. 3. Delivers the smoke attack downwind. 4. Attacks the enemy with smoke, and surge attacks when the enemy responds to the smoke.

**TASK:** Conduct an Aerial Reconnaissance (5-OPFOR-0010)

**CONDITION:** The opposing forces (OPFOR) headquarters (HQ) element requires intelligence on the locations and identification of enemy elements. An aircraft is dispatched to take photographs and make a visual inspection of the enemy rear area.

**STANDARD:** The OPFOR element gathers photograph intelligence of the enemy. 1. Photographs the assigned sectors. 2. Makes quick visual checks where the ceiling is low. 3. Locates enemy positions in the area, particularly support and storage bases, and command and control (C2) facilities. 4. Sustains no loss of aircraft. 5. Reports priority intelligence requirements (PIR) and other information requirements to the OPFOR HQ.

**TASK:** Gather Intelligence (5-OPFOR-0011)

**CONDITION:** The opposing forces (OPFOR) small element, operating in the rear area, is planning attacks on enemy bases. Information is needed to complete the plans.

**STANDARD:** The OPFOR element infiltrates, gathers intelligence information, and submits its findings to the command. 1. Identifies all priority intelligence requirements (PIR) and other intelligence requirements. 2. Passes through any outpost, defensive wire, or warning devices undetected. 3. Moves to an observation point that offers cover and concealment and is clear enough to gather PIR and other intelligence requirements. 4. Gathers all PIR and other intelligence requirements. 5. Withdraws from the area undetected. 6. Reports all information to the OPFOR headquarters (HQ).

**TASK:** Disrupt Enemy Movement and Operations Using Persistent and Nonpersistent Chemical Weapons (5-OPFOR-0015)

**CONDITION:** The opposing forces (OPFOR) element has located the enemy. Priority intelligence requirements (PIR) and other intelligence requirements have been obtained by OPFOR patrols. The OPFOR units deliver chemical agents, by means of conventional artillery weapons or aircraft, along selected supply routes and key bases in the rear area.

**STANDARD:** The OPFOR element disrupts enemy movement and operations using persistent and nonpersistent chemical weapons. 1. Delivers chemical agents in low and densely wooded areas. 2. Delays the movement of enemy supplies and equipment to the forward areas. 3. Restricts the movement of the enemy units in the rear area. 4. Channels the movement of enemy units into predesignated ambush areas. 5. Contaminates enemy supplies and equipment. 6. Inflicts a high rate of casualties on enemy forces.

**TASK:** Disrupt Defensive Preparations (5-OPFOR-0018)

**CONDITION:** The opposing forces (OPFOR) element has located the enemy. Priority intelligence requirements (PIR) and other intelligence requirements obtained by OPFOR patrols indicate that the enemy elements are establishing defensive positions. The OPFOR element has automatic and antiarmor weapons and light mortars.

**STANDARD:** The OPFOR element disrupts and delays the enemy's defensive preparations. 1. Locates and penetrates the enemy's security system. 2. Forces the enemy to delay defensive preparations. 3. Disrupts the enemy's obstacle preparations.

**TASK:** Disrupt a Net Control Station (NCS) (5-OPFOR-0019)



**CONDITION:** The enemy has established a NCS. The opposing forces (OPFOR) element has radio and jamming equipment.

**STANDARD:** The OPFOR element attempts to disrupt an NCS. 1. Attempts to locate the radio frequency that the unit is operating on. 2. Attempts to enter the radio net. 3. Attempts to issue "bogus" orders to a unit on the net. 4. Jams the radio frequency and forces the unit to go to an alternate frequency.

**TASK:** Surrender to the Capturing Unit on the Battlefield (5-OPFOR-0024)

**CONDITION:** The enemy has captured the opposing forces (OPFOR) element's soldiers, documents, and equipment sensitive to the OPFOR tactical operations.

**STANDARD:** The OPFOR soldiers retain or destroy documents and equipment. The OPFOR element surrenders documents and equipment of no tactical use to the enemy and attempts to conceal or destroy items of tactical value. The OPFOR element attempts escape and evasion. 1. Prevents the successful capture of documents and equipment. 2. Destroys documents and equipment. 3. Removes identifying markings from equipment. 4. Removes unit-identifying insignia. 5. Provides misleading information. 6. Plans an escape. 7. Delays movement to the nearest collection point. 8. Prevents safeguarding of enemy prisoners of war (EPWs) in order to cause embarrassment to the United States (US).

**TASK:** Conduct a Raid (5-OPFOR-0004)

**CONDITION:** The opposing forces (OPFOR) element has occupied an objective rally point and has orders to conduct a raid on a combat service support (CSS) base.

**STANDARD:** The OPFOR element infiltrates the enemy's base and destroys all of the targets. 1. Surprises the enemy forces. 2. Assaults the support base and accomplishes the assigned tasks. 3. Destroys the specified equipment and supplies. 4. Avoids being decisively engaged. 5. Withdraws all personnel from the objective areas within the time prescribed. 6. Obtains all priority intelligence requirements (PIR) from the raid site. 7. Sustains only light casualties from enemy fire.

**TASK:** Disrupt Construction of Vehicle Fighting Positions (5-OPFOR-0020)

**CONDITION:** The opposing forces (OPFOR) element has located the enemy. The priority intelligence requirements (PIR) and other intelligence obtained by OPFOR patrols indicate the enemy is constructing vehicle fighting positions within its defensive area. The OPFOR element has automatic and antiarmor weapons and light mortars.

**STANDARD:** The OPFOR element attempts to disrupt the enemy's efforts to establish vehicle fighting positions. 1. Locates the defensive area. 2. Surprises the main body. 3. Penetrates the defensive area with squad-size probes. 4. Inflicts casualties on the unit. 5. Destroys vehicles. 6. Disrupts the unit's preparations (prevents or delays beyond the unit's allotted time).

**TASK:** Defeat Obstacles (5-OPFOR-0009)

**CONDITION:** The opposing forces (OPFOR) element encounters an obstacle that blocks the avenue of approach as it advances upon the enemy forces.

**STANDARD:** The OPFOR element bypasses or breaches the enemy obstacle. 1. Detects the obstacle before halting its main body. 2. Defeats the obstacle. a. Bypasses the obstacle without entering the engagement areas. b. Breaches the obstacle within 45 minutes and passes its entire force through the obstacle. 3. Does not incur degradation to the point that the mission must be discontinued.

**TASK:** Disrupt an Engineer Reconnaissance (5-OPFOR-0022)

**CONDITION:** The enemy is conducting an engineer reconnaissance. The opposing forces (OPFOR) element is positioned along the enemy's route.

**STANDARD:** The OPFOR element disrupts an engineer reconnaissance. 1. Prevents the unit from meeting its specified time schedule. 2. Forces the unit to deviate from its specified route. 3. Prevents the unit from accomplishing its assigned engineer reconnaissance. 4. Surprises the unit conducting the reconnaissance.

**TASK:** Conduct Terrorist and Saboteur Attacks (5-OPFOR-0005)

**CONDITION:** The opposing forces (OPFOR) element dispatches small teams into the enemy's rear area to disrupt combat service support (CSS) operations.

**STANDARD:** The enemy sustains disrupted command and control (C2), destroyed equipment and supplies, and light casualties. 1. Locates rear support bases and C2 facilities. 2. Delays and disrupts CSS operations through probes. 3. Infiltrates CSS bases to conduct sabotage and terrorist activities. 4. Inflicts light casualties. 5. Destroys supplies and equipment.

**TASK:** Disrupt a Route Reconnaissance (5-OPFOR-0021)

**CONDITION:** The enemy is conducting a route reconnaissance. The opposing forces (OPFOR) element is positioned along the enemy's route.

**STANDARD:** The OPFOR element attempts to disrupt a squad/section conducting a route reconnaissance. 1. Prevents the unit from meeting its specified time schedule. 2. Forces the unit to deviate from its specified route. 3. Prevents the unit from reaching its assigned destination. 4. Surprises the squad/section. 5. Inflicts casualties on the unit.

**TASK:** Disrupt Quartermaster Operations (5-OPFOR-0017)

**CONDITION:** The enemy is conducting quartermaster operations. It has established an assembly area (AA) but has not moved in the main body.

**STANDARD:** The opposing forces (OPFOR) element attempts to disrupt quartermaster operations and infiltrate the enemy's AA. 1. Locates the quartermaster and the AA. 2. Surprises the main body. 3. Penetrates the AA with squad-size probes. 4. Inflicts personnel casualties and vehicle damage. 5. Disrupts the unit's preparations (prevents or delays beyond the unit's allotted time).

**TASK:** Disrupt Enemy Movement and Operations Using Tactical Nuclear Weapons (5-OPFOR-0016)

**CONDITION:** The opposing forces (OPFOR) element has located the enemy. Priority intelligence requirements (PIR) and other intelligence requirements have been obtained by OPFOR patrols. Tactical nuclear weapons are employed against key locations in the rear area.

**STANDARD:** The OPFOR element disrupts enemy movement and operations. 1. Disrupts or delays the movement of the enemy's equipment and supplies to the forward areas. 2. Destroys enemy equipment and supplies. 3. Inflicts a high rate of nuclear casualties among the enemy forces. 4. Denies the enemy the use of specified areas. 5. Contaminates the enemy's equipment and supplies.

**TASK:** Counter Passage of Lines (5-OPFOR-0012)

**CONDITION:** Enemy forces are in defensive positions, but they are expected to attempt passage-of-lines operations. The opposing forces (OPFOR) received orders to disrupt enemy passage-of-lines operations.

**STANDARD:** The OPFOR element delays or prevents enemy passage of lines. 1. Delays the passage. 2. Prevents the company from moving all personnel through the stationary unit. 3. Engages the main body of either the moving or the stationary unit.

**TASK:** Disrupt Movement (5-OPFOR-0014)

**CONDITION:** The enemy is expected to move through the opposing forces (OPFOR) element's area of operations. The OPFOR element has received an operation order (OPORD) or fragmentary order (FRAGO) to disrupt enemy movement. The enemy has the capability to defend with direct fire and antiarmor weapons.

**STANDARD:** The OPFOR element delays enemy movement. 1. Delays the element. 2. Forces the element to deviate from its route. 3. Prevents the element from reaching its destination. 4. Surprises the element's main body.

**TASK:** Disrupt Assembly Area (AA) Activities (5-OPFOR-0013)

**CONDITION:** Intelligence reports indicate that platoon- and company-size enemy units are operating in the opposing forces (OPFOR) area of operations. Enemy units can defend from AAs with direct fire, antiarmor weapons, and indirect fire. The enemy has close air support (CAS) and nuclear, biological, and chemical (NBC) capabilities.

**STANDARD:** The OPFOR element locates and disrupts the enemy's AA activities. 1. Locates the element's AA. 2. Probes the AA with squad- or team-size elements. 3. Inflicts more than 5 percent casualties on the element. 4. Disrupts the element's preparations (prevents or delays beyond the element's allotted time).

**TASK:** Attack (5-OPFOR-0001)

**CONDITION:** The opposing forces (OPFOR) element has located the enemy. The priority intelligence requirements (PIR) and other intelligence requirements have been obtained by OPFOR patrols. The OPFOR element has automatic and antiarmor weapons and light mortars.

**STANDARD:** The OPFOR element attempts to seize the terrain, vehicles, or equipment. 1. Develops an attack plan. 2. Surprises the enemy unit's main body. 3. Initiates the attack using a scheme of maneuver that exploits the enemy's flanks, gaps, and weaknesses. 4. Uses covered and concealed routes to approach the enemy forces' flanks, gaps, or weakly held areas. 5. Employs indirect fire to support the attack. 6. Penetrates enemy defenses. 7. Destroys equipment and supplies. 8. Inflicts heavy casualties. 9. Isolates the combat service support (CSS) base by blocking reinforcements. 10. Forces enemy units to displace. 11. Avoids being fixed in one position. 12. Withdraws before the CSS base is reinforced with tactical combat forces.

**TASK:** Defend a Minefield (5-OPFOR-0023)

**CONDITION:** The enemy is conducting a minefield sweeping operation. The opposing forces (OPFOR) element has a minefield placed in the enemy's path. The minefield is under constant observation and fire.

**STANDARD:** The OPFOR element defends a minefield against an enemy element conducting a minefield sweeping operation. 1. Prevents the unit from detecting the obstacle. 2. Disrupts the minefield sweeping operation. 3. Prevents the unit from conducting the minefield sweeping operation, prevents the unit from moving all personnel through the breach or delays the completion of the minefield sweeping operation for more than 45 minutes.

**ELEMENTS:** Three Combat Mobility Platoons  
 Nine Combat Engineer Squads  
 Mobility Support Platoon

**TASK:** Mark a Minefield (05-4-0110.05-R01A)  
 (FM 20-32) (FM 5-34) (FM 90-7)  
 (STANAG 2036 (ENGR))

**ITERATION:** 1 2 3 4 5 M (Circle)

**COMMANDER/LEADER ASSESSMENT:** T P U (Circle)

**CONDITIONS:** The unit receives the mission to mark a friendly obstacle being emplaced or already in place. Unit members determine the location of the obstacle from the emplacing party personnel, Department of the Army (DA) Form 1355, DA Form 1355-1-R, or a mine record and report. Digital units have performed functionality checks, and systems are operational. The logistical planning for obstacle marking is done. The unit has the necessary material to mark the minefield. Some iterations of this task should be performed in MOPP4.

**TASK STANDARDS:** The unit marks the location of obstacle boundaries, gaps, and lanes so that there are no friendly casualties caused by an unmarked obstacle. The unit marks all four sides of the minefield and other inherently dangerous obstacles behind the forward line of own troops (FLOT). The unit ensures that the minimum safe distance (MSD) from the mine is used and emplaces scatterable minefield perimeter fence before the installation of the minefield. Digital units report the locations using frequency-modulated (FM) or digital means, updating the digital operational overlay and the common operational picture (COP). The time required to perform this task is increased when conducting it in mission-oriented protection posture (MOPP) 4.

TASK STEPS AND PERFORMANCE MEASURES	GO	NO-GO
<p>NOTE: Conduct troop-leading procedures according to Task 05-3-1018. Conduct precombat checks (PCCs) and precombat inspections (PCIs), risk management, and safety briefings according to the unit's standing operating procedure (SOP)/tactical standing operating procedure (TACSOP).</p> <p>* 1. The unit leader organizes personnel and directs members to assemble all equipment and materials.</p> <ul style="list-style-type: none"> <li>a. Organized the unit into teams to drive pickets, string wire, post signs, and carry materials for uninterrupted marking.</li> <li>b. Positioned materials at intervals around the obstacle to minimize hauling requirements. Materials may have included wire (barbed or concertina), pickets, mine warning signs, a standard mine marking set, and an M133 hand-emplaced minefield marking set (HEMMS).</li> </ul> <p>NOTE: The unit's marking SOP should adhere to international Standardization Agreement (STANAG) 2036 and Field Manual (FM) 20-32.</p> <ul style="list-style-type: none"> <li>c. Ensured that teams carried wire gauntlets, wire cutters, sledgehammers, or an expedient picket-driving device to ensure smooth fence construction.</li> </ul> <p>2. The unit marks the obstacle boundaries.</p> <p>NOTE: Digital units populate the Force XXI Battle Command Brigade and Below (FBCB2) System with locations to update the digital overlay, situational awareness (SA), and the COP.</p> <ul style="list-style-type: none"> <li>a. Conventional minefields.             <ul style="list-style-type: none"> <li>(1) The unit leader ensured that the perimeter fence was at least 15 meters outside the nearest mine or cluster.</li> </ul> </li> </ul>		

TASK STEPS AND PERFORMANCE MEASURES	GO	NO-GO
<p>(2) Installed one strand of wire waist-high or one row of concertina around the obstacle.</p> <p>NOTE: Additional wire may be added at the commander's discretion.</p> <p>(3) Placed mine warning signs on the wire 10 to 15 meters apart.</p> <p>b. Scatterable minefields. The unit leader ensured that the area inside the perimeter fence included a safety zone (see FM 20-32, Chapter 3 for safety and fragment hazards zones).</p> <p>(1) Ground Volcano minefields. Installed pickets no closer than 80 meters from the centerline of the minefield and 40 meters from the start and end points.</p> <p>NOTE: Fencing should be no closer than 20 meters from the nearest mine.</p> <p>(2) Air Volcano minefields. Installed pickets no closer than 100 meters from the centerline of the minefield and 100 meters from the start and end points.</p> <p>NOTE: Fencing is installed before emplacing the air Volcano minefield.</p> <p>(3) Flipper minefields. Installed pickets no closer than 60 meters beyond the centerline of the two end strips and 20 meters from the start and end markers.</p> <p>(4) Modular Pack Mine System (MOPMS). Installed pickets no closer than 55 meters from the front and 20 meters from the rear of the canister.</p> <p>(5) Area-denial artillery munition (ADAM), remote antiarmor mine (RAAM), and Gator minefields were marked if the tactical situation permitted.</p> <p>NOTE: These minefields are not normally marked before emplacement unless the tactical situation permits (see FM 20-32, Chapter 3 for safety and fragment zones).</p> <p>c. Other hazardous obstacles. The unit leader determined the MSD by the risk management process.</p> <p>3. The unit marks safe lanes and gaps through the minefield.</p> <p>a. Used the following guidance for safe lanes and gaps:</p> <p>(1) Footpaths, 1 meter wide.</p> <p>(2) One-way vehicle traffic, 8 meters wide.</p> <p>(3) Two-way vehicle traffic, 16 meters wide.</p> <p>(4) Gaps, greater than 100 meters wide.</p> <p>b. Marked the safety lanes in forward areas, using rock piles and short wooden stakes so that lane locations were not exposed to the enemy.</p> <p>c. Marked the lanes in rear areas similar to boundaries and emplaced luminous marking devices (such as a HEMMS or a standard mine marking) visible only from the friendly side of the obstacle.</p> <p>* 4. The unit leader reports mission completion to the next higher engineer headquarters or supported maneuver unit.</p> <p>NOTE: Digital units send reports and update the COP to provide SA to units operating in the area.</p>		

TASK PERFORMANCE / EVALUATION SUMMARY BLOCK							
ITERATION	1	2	3	4	5	M	TOTAL
TOTAL TASK STEPS EVALUATED							
TOTAL TASK STEPS "GO"							
TRAINING STATUS "GO"/"NO-GO"							

"\*" indicates a leader task step.

**SUPPORTING INDIVIDUAL TASKS: NONE**

**SUPPORTING COLLECTIVE TASKS**

Task Number	Task Title
05-3-1018	Conduct Troop-Leading Procedures

**OPFOR TASKS AND STANDARDS**

**TASK:** Attack (5-OPFOR-0001)

**CONDITION:** The opposing forces (OPFOR) element has located the enemy. The priority intelligence requirements (PIR) and other intelligence requirements have been obtained by OPFOR patrols. The OPFOR element has automatic and antiarmor weapons and light mortars.

**STANDARD:** The OPFOR element attempts to seize the terrain, vehicles, or equipment. 1. Develops an attack plan. 2. Surprises the enemy unit's main body. 3. Initiates the attack using a scheme of maneuver that exploits the enemy's flanks, gaps, and weaknesses. 4. Uses covered and concealed routes to approach the enemy forces' flanks, gaps, or weakly held areas. 5. Employs indirect fire to support the attack. 6. Penetrates enemy defenses. 7. Destroys equipment and supplies. 8. Inflicts heavy casualties. 9. Isolates the combat service support (CSS) base by blocking reinforcements. 10. Forces enemy units to displace. 11. Avoids being fixed in one position. 12. Withdraws before the CSS base is reinforced with tactical combat forces.

**TASK:** Defend a Minefield (5-OPFOR-0023)

**CONDITION:** The enemy is conducting a minefield sweeping operation. The opposing forces (OPFOR) element has a minefield placed in the enemy's path. The minefield is under constant observation and fire.

**STANDARD:** The OPFOR element defends a minefield against an enemy element conducting a minefield sweeping operation. 1. Prevents the unit from detecting the obstacle. 2. Disrupts the minefield sweeping operation. 3. Prevents the unit from conducting the minefield sweeping operation, prevents the unit from moving all personnel through the breach or delays the completion of the minefield sweeping operation for more than 45 minutes.

**TASK:** Surrender to the Capturing Unit on the Battlefield (5-OPFOR-0024)

**CONDITION:** The enemy has captured the opposing forces (OPFOR) element's soldiers, documents, and equipment sensitive to the OPFOR tactical operations.

**STANDARD:** The OPFOR soldiers retain or destroy documents and equipment. The OPFOR element surrenders documents and equipment of no tactical use to the enemy and attempts to conceal or destroy items of tactical value. The OPFOR element attempts escape and evasion. 1. Prevents the successful capture of documents and equipment. 2. Destroys documents and equipment. 3. Removes identifying markings from equipment. 4. Removes unit-identifying insignia. 5. Provides misleading information. 6. Plans an escape. 7. Delays movement to the nearest collection point. 8. Prevents safeguarding of enemy prisoners of war (EPWs) in order to cause embarrassment to the United States (US).

**TASK:** Conduct a Raid (5-OPFOR-0004)

**CONDITION:** The opposing forces (OPFOR) element has occupied an objective rally point and has orders to conduct a raid on a combat service support (CSS) base.

**STANDARD:** The OPFOR element infiltrates the enemy's base and destroys all of the targets. 1. Surprises the enemy forces. 2. Assaults the support base and accomplishes the assigned tasks. 3. Destroys the specified equipment and supplies. 4. Avoids being decisively engaged. 5. Withdraws all personnel from the objective areas within the time prescribed. 6. Obtains all priority intelligence requirements (PIR) from the raid site. 7. Sustains only light casualties from enemy fire.

**TASK:** Conduct an Aerial Reconnaissance (5-OPFOR-0010)

**CONDITION:** The opposing forces (OPFOR) headquarters (HQ) element requires intelligence on the locations and identification of enemy elements. An aircraft is dispatched to take photographs and make a visual inspection of the enemy rear area.

**STANDARD:** The OPFOR element gathers photograph intelligence of the enemy. 1. Photographs the assigned sectors. 2. Makes quick visual checks where the ceiling is low. 3. Locates enemy positions in the area, particularly support and storage bases, and command and control (C2) facilities. 4. Sustains no loss of aircraft. 5. Reports priority intelligence requirements (PIR) and other information requirements to the OPFOR HQ.

**TASK:** Disrupt Construction of Vehicle Fighting Positions (5-OPFOR-0020)

**CONDITION:** The opposing forces (OPFOR) element has located the enemy. The priority intelligence requirements (PIR) and other intelligence obtained by OPFOR patrols indicate the enemy is constructing vehicle fighting positions within its defensive area. The OPFOR element has automatic and antiarmor weapons and light mortars.

**STANDARD:** The OPFOR element attempts to disrupt the enemy's efforts to establish vehicle fighting positions. 1. Locates the defensive area. 2. Surprises the main body. 3. Penetrates the defensive area with squad-size probes. 4. Inflicts casualties on the unit. 5. Destroys vehicles. 6. Disrupts the unit's preparations (prevents or delays beyond the unit's allotted time).

**TASK:** Defeat Obstacles (5-OPFOR-0009)

**CONDITION:** The opposing forces (OPFOR) element encounters an obstacle that blocks the avenue of approach as it advances upon the enemy forces.

**STANDARD:** The OPFOR element bypasses or breaches the enemy obstacle. 1. Detects the obstacle before halting its main body. 2. Defeats the obstacle. a. Bypasses the obstacle without entering the engagement areas. b. Breaches the obstacle within 45 minutes and passes its entire force through the obstacle. 3. Does not incur degradation to the point that the mission must be discontinued.

**TASK:** Conduct an Attack (5-OPFOR-0008)

**CONDITION:** The enemy is conducting tactical operations. The opposing forces (OPFOR) element receives orders to attack the enemy, the area of occupation, or the main supply route (MSR) with smoke.

**STANDARD:** The OPFOR element disrupts the enemy's movement and smoke operations. 1. Determines the delivery method of the smoke attack. 2. Locates the target. 3. Delivers the smoke attack downwind. 4. Attacks the enemy with smoke, and surge attacks when the enemy responds to the smoke.

**TASK:** Disrupt an Engineer Reconnaissance (5-OPFOR-0022)

**CONDITION:** The enemy is conducting an engineer reconnaissance. The opposing forces (OPFOR) element is positioned along the enemy's route.

**STANDARD:** The OPFOR element disrupts an engineer reconnaissance. 1. Prevents the unit from meeting its specified time schedule. 2. Forces the unit to deviate from its specified route. 3. Prevents the unit from accomplishing its assigned engineer reconnaissance. 4. Surprises the unit conducting the reconnaissance.

**TASK:** Conduct Terrorist and Saboteur Attacks (5-OPFOR-0005)

**CONDITION:** The opposing forces (OPFOR) element dispatches small teams into the enemy's rear area to disrupt combat service support (CSS) operations.

**STANDARD:** The enemy sustains disrupted command and control (C2), destroyed equipment and supplies, and light casualties. 1. Locates rear support bases and C2 facilities. 2. Delays and disrupts CSS operations through probes. 3. Infiltrates CSS bases to conduct sabotage and terrorist activities. 4. Inflicts light casualties. 5. Destroys supplies and equipment.

**TASK:** Maintain Contact (5-OPFOR-0003)

**CONDITION:** The opposing forces (OPFOR) element is engaged with enemy base defense forces. The enemy forces are withdrawing under pressure.

**STANDARD:** The OPFOR element maintains enemy contact while the enemy withdraws. 1. Engages the enemy forces decisively. 2. Advances the OPFOR as the enemy forces withdraw. 3. Inflicts heavy casualties. 4. Captures the members of the enemy force. 5. Captures documents and equipment. 6. Safeguards captured documents, equipment, and personnel.

**TASK:** Conduct an Ambush (5-OPFOR-0007)

**CONDITION:** The enemy is moving in a convoy. The opposing forces (OPFOR) element is positioned along the enemy's route.

**STANDARD:** The OPFOR element inflicts casualties on the enemy and causes vehicle and equipment damage. 1. Prepares an ambush site before the element arrives. 2. Surprises march element forces. 3. Inflicts heavy casualties within the designated kill zone. 4. Inflicts heavy damage to vehicles and equipment within the designated kill zone. 5. Delays the march element from reaching a specified destination for a specified period of time. 6. Withdraws on order. 7. Sustains no casualties. 8. Reports actions to superiors.

**TASK:** Disrupt a Route Reconnaissance (5-OPFOR-0021)

**CONDITION:** The enemy is conducting a route reconnaissance. The opposing forces (OPFOR) element is positioned along the enemy's route.

**STANDARD:** The OPFOR element attempts to disrupt a squad/section conducting a route reconnaissance. 1. Prevents the unit from meeting its specified time schedule. 2. Forces the unit to deviate from its specified route. 3. Prevents the unit from reaching its assigned destination. 4. Surprises the squad/section. 5. Inflicts casualties on the unit.

**TASK:** Disrupt a Net Control Station (NCS) (5-OPFOR-0019)

**CONDITION:** The enemy has established a NCS. The opposing forces (OPFOR) element has radio and jamming equipment.

**STANDARD:** The OPFOR element attempts to disrupt an NCS. 1. Attempts to locate the radio frequency that the unit is operating on. 2. Attempts to enter the radio net. 3. Attempts to issue "bogus" orders to a unit on the net. 4. Jams the radio frequency and forces the unit to go to an alternate frequency.



**TASK:** Disrupt Defensive Preparations (5-OPFOR-0018)

**CONDITION:** The opposing forces (OPFOR) element has located the enemy. Priority intelligence requirements (PIR) and other intelligence requirements obtained by OPFOR patrols indicate that the enemy elements are establishing defensive positions. The OPFOR element has automatic and antiarmor weapons and light mortars.

**STANDARD:** The OPFOR element disrupts and delays the enemy's defensive preparations. 1. Locates and penetrates the enemy's security system. 2. Forces the enemy to delay defensive preparations. 3. Disrupts the enemy's obstacle preparations.

**TASK:** Disrupt Quartering Party Operations (5-OPFOR-0017)

**CONDITION:** The enemy is conducting quartering party operations. It has established an assembly area (AA) but has not moved in the main body.

**STANDARD:** The opposing forces (OPFOR) element attempts to disrupt quartering party operations and infiltrate the enemy's AA. 1. Locates the quartering party and the AA. 2. Surprises the main body. 3. Penetrates the AA with squad-size probes. 4. Inflicts personnel casualties and vehicle damage. 5. Disrupts the unit's preparations (prevents or delays beyond the unit's allotted time).

**TASK:** Disrupt Enemy Movement and Operations Using Tactical Nuclear Weapons (5-OPFOR-0016)

**CONDITION:** The opposing forces (OPFOR) element has located the enemy. Priority intelligence requirements (PIR) and other intelligence requirements have been obtained by OPFOR patrols. Tactical nuclear weapons are employed against key locations in the rear area.

**STANDARD:** The OPFOR element disrupts enemy movement and operations. 1. Disrupts or delays the movement of the enemy's equipment and supplies to the forward areas. 2. Destroys enemy equipment and supplies. 3. Inflicts a high rate of nuclear casualties among the enemy forces. 4. Denies the enemy the use of specified areas. 5. Contaminates the enemy's equipment and supplies.

**TASK:** Disrupt Enemy Movement and Operations Using Persistent and Nonpersistent Chemical Weapons (5-OPFOR-0015)

**CONDITION:** The opposing forces (OPFOR) element has located the enemy. Priority intelligence requirements (PIR) and other intelligence requirements have been obtained by OPFOR patrols. The OPFOR units deliver chemical agents, by means of conventional artillery weapons or aircraft, along selected supply routes and key bases in the rear area.

**STANDARD:** The OPFOR element disrupts enemy movement and operations using persistent and nonpersistent chemical weapons. 1. Delivers chemical agents in low and densely wooded areas. 2. Delays the movement of enemy supplies and equipment to the forward areas. 3. Restricts the movement of the enemy units in the rear area. 4. Channels the movement of enemy units into predesignated ambush areas. 5. Contaminates enemy supplies and equipment. 6. Inflicts a high rate of casualties on enemy forces.

**TASK:** Disrupt Movement (5-OPFOR-0014)

**CONDITION:** The enemy is expected to move through the opposing forces (OPFOR) element's area of operations. The OPFOR element has received an operation order (OPORD) or fragmentary order (FRAGO) to disrupt enemy movement. The enemy has the capability to defend with direct fire and antiarmor weapons.

**STANDARD:** The OPFOR element delays enemy movement. 1. Delays the element. 2. Forces the element to deviate from its route. 3. Prevents the element from reaching its destination. 4. Surprises the element's main body.

**TASK:** Counter Passage of Lines (5-OPFOR-0012)

**CONDITION:** Enemy forces are in defensive positions, but they are expected to attempt passage-of-lines operations. The opposing forces (OPFOR) received orders to disrupt enemy passage-of-lines operations.

**STANDARD:** The OPFOR element delays or prevents enemy passage of lines. 1. Delays the passage. 2. Prevents the company from moving all personnel through the stationary unit. 3. Engages the main body of either the moving or the stationary unit.

**TASK:** Disrupt Assembly Area (AA) Activities (5-OPFOR-0013)

**CONDITION:** Intelligence reports indicate that platoon- and company-size enemy units are operating in the opposing forces (OPFOR) area of operations. Enemy units can defend from AAs with direct fire, antiarmor weapons, and indirect fire. The enemy has close air support (CAS) and nuclear, biological, and chemical (NBC) capabilities.

**STANDARD:** The OPFOR element locates and disrupts the enemy's AA activities. 1. Locates the element's AA. 2. Probes the AA with squad- or team-size elements. 3. Inflicts more than 5 percent casualties on the element. 4. Disrupts the element's preparations (prevents or delays beyond the element's allotted time).

**TASK:** Conduct Air Attacks (5-OPFOR-0002)

**CONDITION:** The opposing forces (OPFOR) element in the rear area has forwarded the positions of the enemy support sites or the locations of moving elements. The OPFOR aircraft have been dispatched to attack enemy installations or convoys.

**STANDARD:** The OPFOR element attempts to delay, disrupt, or damage the enemy targets by air. 1. Locates the target (support sites or convoys). 2. Makes attack runs on the designated targets. 3. Inflicts heavy damage to the selected target. 4. Sustains no loss of aircraft. 5. Delays moving the force for more than one hour.

**TASK:** Conduct Sniper Operations (5-OPFOR-0006)

**CONDITION:** The opposing forces (OPFOR) element has assigned snipers (regular or irregular elements) in the enemy's rear area along the main supply route (MSR) and near support sites.

**STANDARD:** The OPFOR element kills or wounds targets. 1. Sets up a well-concealed location. 2. Engages vehicle drivers or personnel on foot with short bursts of semiautomatic fire. 3. Kills or wounds selected targets. 4. Prevents the position from being discovered by enemy forces. 5. Evacuates the area without being spotted. 6. Reports all specified priority intelligence requirements (PIR) and other intelligence requirements to the OPFOR headquarters (HQ).

**ELEMENT:** Nine Combat Engineer Squads

**TASK:** Emplace a Nuisance Minefield (05-4-0117)  
(FM 20-32) (STANAG 2036 (ENGR))

**ITERATION:** 1 2 3 4 5 M (Circle)

**COMMANDER/LEADER ASSESSMENT:** T P U (Circle)

**CONDITIONS:** The squad is directed to emplace a nuisance minefield, to enhance another obstacle in a key area, to disorganize the enemy, or to force the enemy to deploy early into their assault formation. The maneuver commander in consultation with the element leader selects the minefield location. A security team is provided. Digital units have performed functionality checks, and systems are operational. Some iterations of this task should be performed in MOPP4.

**TASK STANDARDS:** The squad emplaces the minefield within the time prescribed for the mission. Locations are accurate within 10 meters. Camouflaged mines are not detectable from 15 meters. Digital units report locations using frequency-modulated (FM) or digital means to update the digital operational overlay and common operational picture (COP). The time required to perform this task is increased when conducting it in MOPP 4.

TASK STEPS AND PERFORMANCE MEASURES	GO	NO-GO
<p>* 1. The squad leader selects the minefield site and composition consistent with the maneuver commander's scheme.</p> <ul style="list-style-type: none"> <li>a. Submitted a report of intention to lay a minefield to higher headquarters (HQ).</li> <li>b. Selected the type of mines (antipersonnel [AP, in Korea only], antitank [AT], or both) based on threat and ground conditions.</li> <li>c. Employed mines to block likely avenues of approach, enhance key weapon systems, and cover dead space.</li> </ul> <p>NOTE: Good locations are road craters, AT ditch berms, fords, bridge sites, and observation points overlooking other obstacles.</p> <p>2. The squad emplaces and arms mines.</p> <ul style="list-style-type: none"> <li>a. The squad leader reported initiation to higher HQ by secure means according to the unit's tactical standing operating procedures (TACSOP).</li> <li>b. The squad leader selected a reference point on the friendly side of the minefield.</li> <li>c. Emplaced and recorded the location of the mines using DA Form 1355. The unit used trip wires, antihandling devices (AHDs), and/or booby traps.</li> <li>d. Emplaced minefields in an irregular size and shape. Conventional mines and/or scatterable mines could be used. A maximum number of AHDs was used.</li> <li>e. Fused and armed the mines, starting on the enemy side and working back to the friendly side. The laying/arming party personnel knew the exact location of each mine/booby trap.</li> <li>f. Saved and buried safety pins/clips at the reference point.</li> <li>g. Camouflaged mines using natural or other lightweight material.</li> <li>h. The squad leader submitted the following by secure means:</li> </ul> <p>NOTE: Digital units send reports and update the COP using FM or digital means according to the unit's TACSOP.</p> <ul style="list-style-type: none"> <li>(1) Status reports as required by the unit commander.</li> <li>(2) A report of completion to higher HQ.</li> <li>(3) A copy of DA Form 1355 to the parent unit.</li> </ul>		

TASK PERFORMANCE / EVALUATION SUMMARY BLOCK							
ITERATION	1	2	3	4	5	M	TOTAL
TOTAL TASK STEPS EVALUATED							
TOTAL TASK STEPS "GO"							
TRAINING STATUS "GO"/"NO-GO"							

"\*\*" indicates a leader task step.

#### SUPPORTING INDIVIDUAL TASKS

Task Number	Task Title
052-192-2014	Direct the Utilization of United States Antihandling Device on Antitank Mines
052-192-3137	Direct a Row Minefield Laying Party
052-192-3142	Direct Operation of a Ground Volcano System
052-192-3165	Supervise Installation of a Volcano Minefield
052-192-3166	Supervise Installation of Modular Pack Mine System (MOPMS) Minefield

#### SUPPORTING COLLECTIVE TASKS

Task Number	Task Title
05-1-0007	Prepare an Operations Plan (OPLAN) or Operation Order (OPORD)
05-2-1218	Conduct Report Procedures
05-3-0413	Conduct a Tactical Reconnaissance

#### OPFOR TASKS AND STANDARDS

**TASK:** Conduct a Raid (5-OPFOR-0004)

**CONDITION:** The opposing forces (OPFOR) element has occupied an objective rally point and has orders to conduct a raid on a combat service support (CSS) base.

**STANDARD:** The OPFOR element infiltrates the enemy's base and destroys all of the targets. 1. Surprises the enemy forces. 2. Assaults the support base and accomplishes the assigned tasks. 3. Destroys the specified equipment and supplies. 4. Avoids being decisively engaged. 5. Withdraws all personnel from the objective areas within the time prescribed. 6. Obtains all priority intelligence requirements (PIR) from the raid site. 7. Sustains only light casualties from enemy fire.

**TASK:** Conduct Sniper Operations (5-OPFOR-0006)

**CONDITION:** The opposing forces (OPFOR) element has assigned snipers (regular or irregular elements) in the enemy's rear area along the main supply route (MSR) and near support sites.

**STANDARD:** The OPFOR element kills or wounds targets. 1. Sets up a well-concealed location. 2. Engages vehicle drivers or personnel on foot with short bursts of semiautomatic fire. 3. Kills or wounds selected targets. 4. Prevents the position from being discovered by enemy forces. 5. Evacuates the area without being spotted. 6. Reports all specified priority intelligence requirements (PIR) and other intelligence requirements to the OPFOR headquarters (HQ).

**TASK:** Conduct an Attack (5-OPFOR-0008)

**CONDITION:** The enemy is conducting tactical operations. The opposing forces (OPFOR) element receives orders to attack the enemy, the area of occupation, or the main supply route (MSR) with smoke.

**STANDARD:** The OPFOR element disrupts the enemy's movement and smoke operations. 1. Determines the delivery method of the smoke attack. 2. Locates the target. 3. Delivers the smoke attack downwind. 4. Attacks the enemy with smoke, and surge attacks when the enemy responds to the smoke.

**TASK:** Defeat Obstacles (5-OPFOR-0009)

**CONDITION:** The opposing forces (OPFOR) element encounters an obstacle that blocks the avenue of approach as it advances upon the enemy forces.

**STANDARD:** The OPFOR element bypasses or breaches the enemy obstacle. 1. Detects the obstacle before halting its main body. 2. Defeats the obstacle. a. Bypasses the obstacle without entering the engagement areas. b. Breaches the obstacle within 45 minutes and passes its entire force through the obstacle. 3. Does not incur degradation to the point that the mission must be discontinued.

**TASK:** Conduct an Aerial Reconnaissance (5-OPFOR-0010)

**CONDITION:** The opposing forces (OPFOR) headquarters (HQ) element requires intelligence on the locations and identification of enemy elements. An aircraft is dispatched to take photographs and make a visual inspection of the enemy rear area.

**STANDARD:** The OPFOR element gathers photograph intelligence of the enemy. 1. Photographs the assigned sectors. 2. Makes quick visual checks where the ceiling is low. 3. Locates enemy positions in the area, particularly support and storage bases, and command and control (C2) facilities. 4. Sustains no loss of aircraft. 5. Reports priority intelligence requirements (PIR) and other information requirements to the OPFOR HQ.

**TASK:** Gather Intelligence (5-OPFOR-0011)

**CONDITION:** The opposing forces (OPFOR) small element, operating in the rear area, is planning attacks on enemy bases. Information is needed to complete the plans.

**STANDARD:** The OPFOR element infiltrates, gathers intelligence information, and submits its findings to the command. 1. Identifies all priority intelligence requirements (PIR) and other intelligence requirements. 2. Passes through any outpost, defensive wire, or warning devices undetected. 3. Moves to an observation point that offers cover and concealment and is clear enough to gather PIR and other intelligence requirements. 4. Gathers all PIR and other intelligence requirements. 5. Withdraws from the area undetected. 6. Reports all information to the OPFOR headquarters (HQ).

**TASK:** Disrupt Enemy Movement and Operations Using Persistent and Nonpersistent Chemical Weapons (5-OPFOR-0015)

**CONDITION:** The opposing forces (OPFOR) element has located the enemy. Priority intelligence requirements (PIR) and other intelligence requirements have been obtained by OPFOR patrols. The OPFOR units deliver chemical agents, by means of conventional artillery weapons or aircraft, along selected supply routes and key bases in the rear area.

**STANDARD:** The OPFOR element disrupts enemy movement and operations using persistent and nonpersistent chemical weapons. 1. Delivers chemical agents in low and densely wooded areas. 2. Delays the movement of enemy supplies and equipment to the forward areas. 3. Restricts the movement of the enemy units in the rear area. 4. Channels the movement of enemy units into predesignated ambush areas. 5. Contaminates enemy supplies and equipment. 6. Inflicts a high rate of casualties on enemy forces.

**TASK:** Disrupt a Net Control Station (NCS) (5-OPFOR-0019)

**CONDITION:** The enemy has established a NCS. The opposing forces (OPFOR) element has radio and jamming equipment.

**STANDARD:** The OPFOR element attempts to disrupt an NCS. 1. Attempts to locate the radio frequency that the unit is operating on. 2. Attempts to enter the radio net. 3. Attempts to issue "bogus" orders to a unit on the net. 4. Jams the radio frequency and forces the unit to go to an alternate frequency.

**TASK:** Defend a Minefield (5-OPFOR-0023)

**CONDITION:** The enemy is conducting a minefield sweeping operation. The opposing forces (OPFOR) element has a minefield placed in the enemy's path. The minefield is under constant observation and fire.

**STANDARD:** The OPFOR element defends a minefield against an enemy element conducting a minefield sweeping operation. 1. Prevents the unit from detecting the obstacle. 2. Disrupts the minefield sweeping operation. 3. Prevents the unit from conducting the minefield sweeping operation, prevents the unit from moving all personnel through the breach or delays the completion of the minefield sweeping operation for more than 45 minutes.

**TASK:** Disrupt Construction of Vehicle Fighting Positions (5-OPFOR-0020)

**CONDITION:** The opposing forces (OPFOR) element has located the enemy. The priority intelligence requirements (PIR) and other intelligence obtained by OPFOR patrols indicate the enemy is constructing vehicle fighting positions within its defensive area. The OPFOR element has automatic and antiarmor weapons and light mortars.

**STANDARD:** The OPFOR element attempts to disrupt the enemy's efforts to establish vehicle fighting positions. 1. Locates the defensive area. 2. Surprises the main body. 3. Penetrates the defensive area with squad-size probes. 4. Inflicts casualties on the unit. 5. Destroys vehicles. 6. Disrupts the unit's preparations (prevents or delays beyond the unit's allotted time).

**TASK:** Disrupt an Engineer Reconnaissance (5-OPFOR-0022)

**CONDITION:** The enemy is conducting an engineer reconnaissance. The opposing forces (OPFOR) element is positioned along the enemy's route.

**STANDARD:** The OPFOR element disrupts an engineer reconnaissance. 1. Prevents the unit from meeting its specified time schedule. 2. Forces the unit to deviate from its specified route. 3. Prevents the unit from accomplishing its assigned engineer reconnaissance. 4. Surprises the unit conducting the reconnaissance.

**TASK:** Conduct an Ambush (5-OPFOR-0007)

**CONDITION:** The enemy is moving in a convoy. The opposing forces (OPFOR) element is positioned along the enemy's route.

**STANDARD:** The OPFOR element inflicts casualties on the enemy and causes vehicle and equipment damage. 1. Prepares an ambush site before the element arrives. 2. Surprises march element forces. 3. Inflicts heavy casualties within the designated kill zone. 4. Inflicts heavy damage to vehicles and equipment within the designated kill zone. 5. Delays the march element from reaching a specified destination for a specified period of time. 6. Withdraws on order. 7. Sustains no casualties. 8. Reports actions to superiors.

**TASK:** Conduct Terrorist and Saboteur Attacks (5-OPFOR-0005)

**CONDITION:** The opposing forces (OPFOR) element dispatches small teams into the enemy's rear area to disrupt combat service support (CSS) operations.

**STANDARD:** The enemy sustains disrupted command and control (C2), destroyed equipment and supplies, and light casualties. 1. Locates rear support bases and C2 facilities. 2. Delays and disrupts CSS operations through probes. 3. Infiltrates CSS bases to conduct sabotage and terrorist activities. 4. Inflicts light casualties. 5. Destroys supplies and equipment.

**TASK:** Maintain Contact (5-OPFOR-0003)

**CONDITION:** The opposing forces (OPFOR) element is engaged with enemy base defense forces. The enemy forces are withdrawing under pressure.

**STANDARD:** The OPFOR element maintains enemy contact while the enemy withdraws. 1. Engages the enemy forces decisively. 2. Advances the OPFOR as the enemy forces withdraw. 3. Inflicts heavy casualties. 4. Captures the members of the enemy force. 5. Captures documents and equipment. 6. Safeguards captured documents, equipment, and personnel.

**TASK:** Disrupt a Route Reconnaissance (5-OPFOR-0021)

**CONDITION:** The enemy is conducting a route reconnaissance. The opposing forces (OPFOR) element is positioned along the enemy's route.

**STANDARD:** The OPFOR element attempts to disrupt a squad/section conducting a route reconnaissance. 1. Prevents the unit from meeting its specified time schedule. 2. Forces the unit to deviate from its specified route. 3. Prevents the unit from reaching its assigned destination. 4. Surprises the squad/section. 5. Inflicts casualties on the unit.

**TASK:** Disrupt Defensive Preparations (5-OPFOR-0018)

**CONDITION:** The opposing forces (OPFOR) element has located the enemy. Priority intelligence requirements (PIR) and other intelligence requirements obtained by OPFOR patrols indicate that the enemy elements are establishing defensive positions. The OPFOR element has automatic and antiarmor weapons and light mortars.

**STANDARD:** The OPFOR element disrupts and delays the enemy's defensive preparations. 1. Locates and penetrates the enemy's security system. 2. Forces the enemy to delay defensive preparations. 3. Disrupts the enemy's obstacle preparations.

**TASK:** Disrupt Quartering Party Operations (5-OPFOR-0017)

**CONDITION:** The enemy is conducting quartering party operations. It has established an assembly area (AA) but has not moved in the main body.

**STANDARD:** The opposing forces (OPFOR) element attempts to disrupt quartering party operations and infiltrate the enemy's AA. 1. Locates the quartering party and the AA. 2. Surprises the main body. 3. Penetrates the AA with squad-size probes. 4. Inflicts personnel casualties and vehicle damage. 5. Disrupts the unit's preparations (prevents or delays beyond the unit's allotted time).

**TASK:** Disrupt Enemy Movement and Operations Using Tactical Nuclear Weapons (5-OPFOR-0016)

**CONDITION:** The opposing forces (OPFOR) element has located the enemy. Priority intelligence requirements (PIR) and other intelligence requirements have been obtained by OPFOR patrols. Tactical nuclear weapons are employed against key locations in the rear area.

**STANDARD:** The OPFOR element disrupts enemy movement and operations. 1. Disrupts or delays the movement of the enemy's equipment and supplies to the forward areas. 2. Destroys enemy equipment and supplies. 3. Inflicts a high rate of nuclear casualties among the enemy forces. 4. Denies the enemy the use of specified areas. 5. Contaminates the enemy's equipment and supplies.

**TASK:** Disrupt Movement (5-OPFOR-0014)

**CONDITION:** The enemy is expected to move through the opposing forces (OPFOR) element's area of operations. The OPFOR element has received an operation order (OPORD) or fragmentary order (FRAGO) to disrupt enemy movement. The enemy has the capability to defend with direct fire and antiarmor weapons.

**STANDARD:** The OPFOR element delays enemy movement. 1. Delays the element. 2. Forces the element to deviate from its route. 3. Prevents the element from reaching its destination. 4. Surprises the element's main body.

**TASK:** Counter Passage of Lines (5-OPFOR-0012)

**CONDITION:** Enemy forces are in defensive positions, but they are expected to attempt passage-of-lines operations. The opposing forces (OPFOR) received orders to disrupt enemy passage-of-lines operations.

**STANDARD:** The OPFOR element delays or prevents enemy passage of lines. 1. Delays the passage. 2. Prevents the company from moving all personnel through the stationary unit. 3. Engages the main body of either the moving or the stationary unit.

**TASK:** Disrupt Assembly Area (AA) Activities (5-OPFOR-0013)

**CONDITION:** Intelligence reports indicate that platoon- and company-size enemy units are operating in the opposing forces (OPFOR) area of operations. Enemy units can defend from AAs with direct fire, antiarmor weapons, and indirect fire. The enemy has close air support (CAS) and nuclear, biological, and chemical (NBC) capabilities.

**STANDARD:** The OPFOR element locates and disrupts the enemy's AA activities. 1. Locates the element's AA. 2. Probes the AA with squad- or team-size elements. 3. Inflicts more than 5 percent casualties on the element. 4. Disrupts the element's preparations (prevents or delays beyond the element's allotted time).

**TASK:** Attack (5-OPFOR-0001)

**CONDITION:** The opposing forces (OPFOR) element has located the enemy. The priority intelligence requirements (PIR) and other intelligence requirements have been obtained by OPFOR patrols. The OPFOR element has automatic and antiarmor weapons and light mortars.

**STANDARD:** The OPFOR element attempts to seize the terrain, vehicles, or equipment. 1. Develops an attack plan. 2. Surprises the enemy unit's main body. 3. Initiates the attack using a scheme of maneuver that exploits the enemy's flanks, gaps, and weaknesses. 4. Uses covered and concealed routes to approach the enemy forces' flanks, gaps, or weakly held areas. 5. Employs indirect fire to support the attack. 6. Penetrates enemy defenses. 7. Destroys equipment and supplies. 8. Inflicts heavy casualties. 9. Isolates the combat service support (CSS) base by blocking reinforcements. 10. Forces enemy units to displace. 11. Avoids being fixed in one position. 12. Withdraws before the CSS base is reinforced with tactical combat forces.

**TASK:** Surrender to the Capturing Unit on the Battlefield (5-OPFOR-0024)



**CONDITION:** The enemy has captured the opposing forces (OPFOR) element's soldiers, documents, and equipment sensitive to the OPFOR tactical operations.

**STANDARD:** The OPFOR soldiers retain or destroy documents and equipment. The OPFOR element surrenders documents and equipment of no tactical use to the enemy and attempts to conceal or destroy items of tactical value. The OPFOR element attempts escape and evasion. 1. Prevents the successful capture of documents and equipment. 2. Destroys documents and equipment. 3. Removes identifying markings from equipment. 4. Removes unit-identifying insignia. 5. Provides misleading information. 6. Plans an escape. 7. Delays movement to the nearest collection point. 8. Prevents safeguarding of enemy prisoners of war (EPWs) in order to cause embarrassment to the United States (US).

**TASK:** Conduct Air Attacks (5-OPFOR-0002)

**CONDITION:** The opposing forces (OPFOR) element in the rear area has forwarded the positions of the enemy support sites or the locations of moving elements. The OPFOR aircraft have been dispatched to attack enemy installations or convoys.

**STANDARD:** The OPFOR element attempts to delay, disrupt, or damage the enemy targets by air. 1. Locates the target (support sites or convoys). 2. Makes attack runs on the designated targets. 3. Inflicts heavy damage to the selected target. 4. Sustains no loss of aircraft. 5. Delays moving the force for more than one hour.

**ELEMENTS:** Three Combat Mobility Platoons  
Nine Combat Engineer Squads

**TASK:** Conduct a Target Turnover (05-4-0920)  
(FM 5-250) (STANAG 2017) (STANAG 2123)

**ITERATION:** 1 2 3 4 5 M (Circle)

**COMMANDER/LEADER ASSESSMENT:** T P U (Circle)

**CONDITIONS:** The element is performing tactical operations under variable mission, enemy, terrain, troops, time available, and civilian consideration (METT-TC) factors. The element has employed targets but has not executed them. Digital units have performed functionality checks, and all systems are operational. The element is required to turn over the targets to another unit. Some iterations of this task should be performed in MOPP4.

**TASK STANDARDS:** The element provides all information necessary for the receiving unit to successfully execute the target according to DA 2203-R and the obstacle folder. The receiving unit understands all procedures according to Field Manual (FM) 5-250 and Standardization Agreement (STANAG) 2123, the target folder, the execution procedures, and additional information. Digital units send and receive appropriate reports and orders using frequency-modulated (FM) or digital means. The time required to perform this task is increased when conducting it in mission-oriented protection posture (MOPP) 4.

TASK STEPS AND PERFORMANCE MEASURES	GO	NO-GO
<ul style="list-style-type: none"> <li>* 1. The squad leader meets the receiving unit and confirms its authority to receive the target.               <ul style="list-style-type: none"> <li>a. Identified himself by name, rank, unit, and duty position.</li> <li>b. Verified the unit and the person receiving the obstacle folder by using challenges and passwords, identification (ID) cards, or written authorization orders.</li> <li>c. Directed the placement of the receiving unit's vehicles and soldiers.</li> </ul> </li> <li>* 2. The squad leader briefs the mission to the receiving unit.               <ul style="list-style-type: none"> <li>a. Ensured that who, what, when, and where were covered.</li> <li>b. Ensured that the receiving unit understood the execution order.</li> </ul> </li> <li>* 3. The squad leader briefs the receiving unit on the tactical situation and provides an obstacle overlay with the target sketch and grid coordinates.               <ul style="list-style-type: none"> <li>a. Described the terrain around the target.</li> <li>b. Provided the enemy situation such as the direction of approach and the expected type and size of the unit.</li> <li>c. Stated the friendly situation.                   <ul style="list-style-type: none"> <li>(1) Identified adjacent and forward units.</li> <li>(2) Briefed on the location of any security element to include the listening post (LP) and the observation post (OP).</li> <li>(3) Provided information on which unit, element, or vehicle should be the last to pass through the target (if known).</li> <li>(4) Pointed out the preplanned artillery targets.</li> <li>(5) Identified the withdrawal routes following execution.</li> </ul> </li> <li>d. Covered the nuclear, biological, chemical (NBC) situation or condition.</li> </ul> </li> <li>* 4. The squad leader briefs the obstacle initiation procedures.               <ul style="list-style-type: none"> <li>a. Indicated status: reserve or preliminary.</li> <li>b. Stated when to initiate.</li> </ul> </li> </ul>		

TASK STEPS AND PERFORMANCE MEASURES	GO	NO-GO
<ul style="list-style-type: none"> <li>c. Identified who would give the order to close or fire the target.</li> <li>d. Explained how the order to close or fire the target would be given, to include the method of communication and code words.</li> <li>e. Provided emergency instructions to be followed if the target was overrun before initiation or the target misfires.</li> </ul> <p>* 5. The squad leader briefs the location of minefields using the information on Department of the Army (DA) Forms 1355 and 1355-1-R.</p> <ul style="list-style-type: none"> <li>a. Described the type of minefield.</li> <li>b. Related the boundaries.</li> <li>c. Described the width and marking of safe lanes.</li> <li>d. Showed the location of the mines and fuzes required to close the safe lanes.</li> <li>e. Reported the estimated time required to close the lane.</li> </ul> <p>* 6. The squad leader reviews the demolition obstacle folder and physically points out all of the locations.</p> <ul style="list-style-type: none"> <li>a. Described the type of target.</li> <li>b. Pointed out the locations of charges.</li> <li>c. Walked the initiation-system line.</li> <li>d. Pointed out the main firing circuit and the reserve circuit.</li> <li>e. Identified the firing points.</li> <li>f. Described the present state of readiness.</li> <li>g. Briefed the procedures required to change the state of readiness.</li> <li>h. Briefed the procedures required to fire the demolitions.</li> <li>i. Described traffic control.</li> <li>j. Specified the estimated time needed to change the state of readiness.</li> <li>k. Specified the estimated time required to fire the demolition.</li> </ul> <p>* 7. The squad leader reports on turnover completion.</p> <ul style="list-style-type: none"> <li>a. Reported to the commander of the demolition guard.</li> <li>b. Reported to the maneuver unit commander.</li> <li>c. Reported to his own unit.</li> </ul> <p>* 8. The squad leader provides written target-turnover documentation to the receiving unit, completed with name, rank, unit, date, time, and signature.</p> <ul style="list-style-type: none"> <li>a. Provided the target folder and/or demolition order.</li> <li>b. Provided the minefield record (DA Forms 1355 and 1355-1-R).</li> </ul>		

TASK PERFORMANCE / EVALUATION SUMMARY BLOCK							
ITERATION	1	2	3	4	5	M	TOTAL
TOTAL TASK STEPS EVALUATED							
TOTAL TASK STEPS "GO"							
TRAINING STATUS "GO"/"NO-GO"							

"\*" indicates a leader task step.

**SUPPORTING INDIVIDUAL TASKS: NONE**

**SUPPORTING COLLECTIVE TASKS: NONE**

## **OPFOR TASKS AND STANDARDS**

### **TASK:** Attack (5-OPFOR-0001)

**CONDITION:** The opposing forces (OPFOR) element has located the enemy. The priority intelligence requirements (PIR) and other intelligence requirements have been obtained by OPFOR patrols. The OPFOR element has automatic and antiarmor weapons and light mortars.

**STANDARD:** The OPFOR element attempts to seize the terrain, vehicles, or equipment. 1. Develops an attack plan. 2. Surprises the enemy unit's main body. 3. Initiates the attack using a scheme of maneuver that exploits the enemy's flanks, gaps, and weaknesses. 4. Uses covered and concealed routes to approach the enemy forces' flanks, gaps, or weakly held areas. 5. Employs indirect fire to support the attack. 6. Penetrates enemy defenses. 7. Destroys equipment and supplies. 8. Inflicts heavy casualties. 9. Isolates the combat service support (CSS) base by blocking reinforcements. 10. Forces enemy units to displace. 11. Avoids being fixed in one position. 12. Withdraws before the CSS base is reinforced with tactical combat forces.

### **TASK:** Conduct Sniper Operations (5-OPFOR-0006)

**CONDITION:** The opposing forces (OPFOR) element has assigned snipers (regular or irregular elements) in the enemy's rear area along the main supply route (MSR) and near support sites.

**STANDARD:** The OPFOR element kills or wounds targets. 1. Sets up a well-concealed location. 2. Engages vehicle drivers or personnel on foot with short bursts of semiautomatic fire. 3. Kills or wounds selected targets. 4. Prevents the position from being discovered by enemy forces. 5. Evacuates the area without being spotted. 6. Reports all specified priority intelligence requirements (PIR) and other intelligence requirements to the OPFOR headquarters (HQ).

### **TASK:** Conduct an Ambush (5-OPFOR-0007)

**CONDITION:** The enemy is moving in a convoy. The opposing forces (OPFOR) element is positioned along the enemy's route.

**STANDARD:** The OPFOR element inflicts casualties on the enemy and causes vehicle and equipment damage. 1. Prepares an ambush site before the element arrives. 2. Surprises march element forces. 3. Inflicts heavy casualties within the designated kill zone. 4. Inflicts heavy damage to vehicles and equipment within the designated kill zone. 5. Delays the march element from reaching a specified destination for a specified period of time. 6. Withdraws on order. 7. Sustains no casualties. 8. Reports actions to superiors.

### **TASK:** Conduct an Attack (5-OPFOR-0008)

**CONDITION:** The enemy is conducting tactical operations. The opposing forces (OPFOR) element receives orders to attack the enemy, the area of occupation, or the main supply route (MSR) with smoke.

**STANDARD:** The OPFOR element disrupts the enemy's movement and smoke operations. 1. Determines the delivery method of the smoke attack. 2. Locates the target. 3. Delivers the smoke attack downwind. 4. Attacks the enemy with smoke, and surge attacks when the enemy responds to the smoke.

### **TASK:** Defeat Obstacles (5-OPFOR-0009)

**CONDITION:** The opposing forces (OPFOR) element encounters an obstacle that blocks the avenue of approach as it advances upon the enemy forces.

**STANDARD:** The OPFOR element bypasses or breaches the enemy obstacle. 1. Detects the obstacle before halting its main body. 2. Defeats the obstacle. a. Bypasses the obstacle without entering the engagement areas. b. Breaches the obstacle within 45 minutes and passes its entire force through the obstacle. 3. Does not incur degradation to the point that the mission must be discontinued.

**TASK:** Conduct a Raid (5-OPFOR-0004)

**CONDITION:** The opposing forces (OPFOR) element has occupied an objective rally point and has orders to conduct a raid on a combat service support (CSS) base.

**STANDARD:** The OPFOR element infiltrates the enemy's base and destroys all of the targets. 1. Surprises the enemy forces. 2. Assaults the support base and accomplishes the assigned tasks. 3. Destroys the specified equipment and supplies. 4. Avoids being decisively engaged. 5. Withdraws all personnel from the objective areas within the time prescribed. 6. Obtains all priority intelligence requirements (PIR) from the raid site. 7. Sustains only light casualties from enemy fire.

**TASK:** Conduct an Aerial Reconnaissance (5-OPFOR-0010)

**CONDITION:** The opposing forces (OPFOR) headquarters (HQ) element requires intelligence on the locations and identification of enemy elements. An aircraft is dispatched to take photographs and make a visual inspection of the enemy rear area.

**STANDARD:** The OPFOR element gathers photograph intelligence of the enemy. 1. Photographs the assigned sectors. 2. Makes quick visual checks where the ceiling is low. 3. Locates enemy positions in the area, particularly support and storage bases, and command and control (C2) facilities. 4. Sustains no loss of aircraft. 5. Reports priority intelligence requirements (PIR) and other information requirements to the OPFOR HQ.

**TASK:** Disrupt Construction of Vehicle Fighting Positions (5-OPFOR-0020)

**CONDITION:** The opposing forces (OPFOR) element has located the enemy. The priority intelligence requirements (PIR) and other intelligence obtained by OPFOR patrols indicate the enemy is constructing vehicle fighting positions within its defensive area. The OPFOR element has automatic and antiarmor weapons and light mortars.

**STANDARD:** The OPFOR element attempts to disrupt the enemy's efforts to establish vehicle fighting positions. 1. Locates the defensive area. 2. Surprises the main body. 3. Penetrates the defensive area with squad-size probes. 4. Inflicts casualties on the unit. 5. Destroys vehicles. 6. Disrupts the unit's preparations (prevents or delays beyond the unit's allotted time).

**TASK:** Disrupt an Engineer Reconnaissance (5-OPFOR-0022)

**CONDITION:** The enemy is conducting an engineer reconnaissance. The opposing forces (OPFOR) element is positioned along the enemy's route.

**STANDARD:** The OPFOR element disrupts an engineer reconnaissance. 1. Prevents the unit from meeting its specified time schedule. 2. Forces the unit to deviate from its specified route. 3. Prevents the unit from accomplishing its assigned engineer reconnaissance. 4. Surprises the unit conducting the reconnaissance.

**TASK:** Conduct Terrorist and Saboteur Attacks (5-OPFOR-0005)

**CONDITION:** The opposing forces (OPFOR) element dispatches small teams into the enemy's rear area to disrupt combat service support (CSS) operations.

**STANDARD:** The enemy sustains disrupted command and control (C2), destroyed equipment and supplies, and light casualties. 1. Locates rear support bases and C2 facilities. 2. Delays and disrupts CSS operations through probes. 3. Infiltrates CSS bases to conduct sabotage and terrorist activities. 4. Inflicts light casualties. 5. Destroys supplies and equipment.

**TASK:** Maintain Contact (5-OPFOR-0003)

**CONDITION:** The opposing forces (OPFOR) element is engaged with enemy base defense forces. The enemy forces are withdrawing under pressure.

**STANDARD:** The OPFOR element maintains enemy contact while the enemy withdraws. 1. Engages the enemy forces decisively. 2. Advances the OPFOR as the enemy forces withdraw. 3. Inflicts heavy casualties. 4. Captures the members of the enemy force. 5. Captures documents and equipment. 6. Safeguards captured documents, equipment, and personnel.

**TASK:** Disrupt a Route Reconnaissance (5-OPFOR-0021)

**CONDITION:** The enemy is conducting a route reconnaissance. The opposing forces (OPFOR) element is positioned along the enemy's route.

**STANDARD:** The OPFOR element attempts to disrupt a squad/section conducting a route reconnaissance. 1. Prevents the unit from meeting its specified time schedule. 2. Forces the unit to deviate from its specified route. 3. Prevents the unit from reaching its assigned destination. 4. Surprises the squad/section. 5. Inflicts casualties on the unit.

**TASK:** Disrupt a Net Control Station (NCS) (5-OPFOR-0019)

**CONDITION:** The enemy has established a NCS. The opposing forces (OPFOR) element has radio and jamming equipment.

**STANDARD:** The OPFOR element attempts to disrupt an NCS. 1. Attempts to locate the radio frequency that the unit is operating on. 2. Attempts to enter the radio net. 3. Attempts to issue "bogus" orders to a unit on the net. 4. Jams the radio frequency and forces the unit to go to an alternate frequency.

**TASK:** Disrupt Defensive Preparations (5-OPFOR-0018)

**CONDITION:** The opposing forces (OPFOR) element has located the enemy. Priority intelligence requirements (PIR) and other intelligence requirements obtained by OPFOR patrols indicate that the enemy elements are establishing defensive positions. The OPFOR element has automatic and antiarmor weapons and light mortars.

**STANDARD:** The OPFOR element disrupts and delays the enemy's defensive preparations. 1. Locates and penetrates the enemy's security system. 2. Forces the enemy to delay defensive preparations. 3. Disrupts the enemy's obstacle preparations.

**TASK:** Disrupt Quartering Party Operations (5-OPFOR-0017)

**CONDITION:** The enemy is conducting quartering party operations. It has established an assembly area (AA) but has not moved in the main body.

**STANDARD:** The opposing forces (OPFOR) element attempts to disrupt quartering party operations and infiltrate the enemy's AA. 1. Locates the quartering party and the AA. 2. Surprises the main body. 3. Penetrates the AA with squad-size probes. 4. Inflicts personnel casualties and vehicle damage. 5. Disrupts the unit's preparations (prevents or delays beyond the unit's allotted time).

**TASK:** Disrupt Enemy Movement and Operations Using Tactical Nuclear Weapons (5-OPFOR-0016)

**CONDITION:** The opposing forces (OPFOR) element has located the enemy. Priority intelligence requirements (PIR) and other intelligence requirements have been obtained by OPFOR patrols. Tactical nuclear weapons are employed against key locations in the rear area.

**STANDARD:** The OPFOR element disrupts enemy movement and operations. 1. Disrupts or delays the movement of the enemy's equipment and supplies to the forward areas. 2. Destroys enemy equipment and supplies. 3. Inflicts a high rate of nuclear casualties among the enemy forces. 4. Denies the enemy the use of specified areas. 5. Contaminates the enemy's equipment and supplies.

**TASK:** Disrupt Enemy Movement and Operations Using Persistent and Nonpersistent Chemical Weapons (5-OPFOR-0015)

**CONDITION:** The opposing forces (OPFOR) element has located the enemy. Priority intelligence requirements (PIR) and other intelligence requirements have been obtained by OPFOR patrols. The OPFOR units deliver chemical agents, by means of conventional artillery weapons or aircraft, along selected supply routes and key bases in the rear area.

**STANDARD:** The OPFOR element disrupts enemy movement and operations using persistent and nonpersistent chemical weapons. 1. Delivers chemical agents in low and densely wooded areas. 2. Delays the movement of enemy supplies and equipment to the forward areas. 3. Restricts the movement of the enemy units in the rear area. 4. Channels the movement of enemy units into predesignated ambush areas. 5. Contaminates enemy supplies and equipment. 6. Inflicts a high rate of casualties on enemy forces.

**TASK:** Disrupt Movement (5-OPFOR-0014)

**CONDITION:** The enemy is expected to move through the opposing forces (OPFOR) element's area of operations. The OPFOR element has received an operation order (OPORD) or fragmentary order (FRAGO) to disrupt enemy movement. The enemy has the capability to defend with direct fire and antiarmor weapons.

**STANDARD:** The OPFOR element delays enemy movement. 1. Delays the element. 2. Forces the element to deviate from its route. 3. Prevents the element from reaching its destination. 4. Surprises the element's main body.

**TASK:** Counter Passage of Lines (5-OPFOR-0012)

**CONDITION:** Enemy forces are in defensive positions, but they are expected to attempt passage-of-lines operations. The opposing forces (OPFOR) received orders to disrupt enemy passage-of-lines operations.

**STANDARD:** The OPFOR element delays or prevents enemy passage of lines. 1. Delays the passage. 2. Prevents the company from moving all personnel through the stationary unit. 3. Engages the main body of either the moving or the stationary unit.

**TASK:** Disrupt Assembly Area (AA) Activities (5-OPFOR-0013)

**CONDITION:** Intelligence reports indicate that platoon- and company-size enemy units are operating in the opposing forces (OPFOR) area of operations. Enemy units can defend from AAs with direct fire, antiarmor weapons, and indirect fire. The enemy has close air support (CAS) and nuclear, biological, and chemical (NBC) capabilities.

**STANDARD:** The OPFOR element locates and disrupts the enemy's AA activities. 1. Locates the element's AA. 2. Probes the AA with squad- or team-size elements. 3. Inflicts more than 5 percent casualties on the element. 4. Disrupts the element's preparations (prevents or delays beyond the element's allotted time).

**TASK:** Surrender to the Capturing Unit on the Battlefield (5-OPFOR-0024)

**CONDITION:** The enemy has captured the opposing forces (OPFOR) element's soldiers, documents, and equipment sensitive to the OPFOR tactical operations.

**STANDARD:** The OPFOR soldiers retain or destroy documents and equipment. The OPFOR element surrenders documents and equipment of no tactical use to the enemy and attempts to conceal or destroy items of tactical value. The OPFOR element attempts escape and evasion. 1. Prevents the successful capture of documents and equipment. 2. Destroys documents and equipment. 3. Removes identifying markings from equipment. 4. Removes unit-identifying insignia. 5. Provides misleading information. 6. Plans an escape. 7. Delays movement to the nearest collection point. 8. Prevents safeguarding of enemy prisoners of war (EPWs) in order to cause embarrassment to the United States (US).

**TASK:** Conduct Air Attacks (5-OPFOR-0002)

**CONDITION:** The opposing forces (OPFOR) element in the rear area has forwarded the positions of the enemy support sites or the locations of moving elements. The OPFOR aircraft have been dispatched to attack enemy installations or convoys.

**STANDARD:** The OPFOR element attempts to delay, disrupt, or damage the enemy targets by air. 1. Locates the target (support sites or convoys). 2. Makes attack runs on the designated targets. 3. Inflicts heavy damage to the selected target. 4. Sustains no loss of aircraft. 5. Delays moving the force for more than one hour.

**TASK:** Defend a Minefield (5-OPFOR-0023)

**CONDITION:** The enemy is conducting a minefield sweeping operation. The opposing forces (OPFOR) element has a minefield placed in the enemy's path. The minefield is under constant observation and fire.

**STANDARD:** The OPFOR element defends a minefield against an enemy element conducting a minefield sweeping operation. 1. Prevents the unit from detecting the obstacle. 2. Disrupts the minefield sweeping operation. 3. Prevents the unit from conducting the minefield sweeping operation, prevents the unit from moving all personnel through the breach or delays the completion of the minefield sweeping operation for more than 45 minutes.



**ELEMENTS:** Three Combat Mobility Platoons  
 Nine Combat Engineer Squads  
 Mobility Support Platoon  
 Three Mobility Sections

**TASK:** Prepare Crew-Served Weapons Fighting Positions (05-5-0302)  
 (FM 5-34) (FM 5-103)

**ITERATION:** 1 2 3 4 5 M (Circle)  
**COMMANDER/LEADER ASSESSMENT:** T P U (Circle)

**CONDITIONS:** The crew must construct its own crew-served weapons fighting position using organic equipment. Digital units have performed functionality checks, and systems are operational. The element leader has selected the location, and the platoon leader has approved the location. Some iterations of this task should be performed in MOPP4.

**TASK STANDARDS:** The crew constructs crew-served weapons fighting positions providing coverage for the sector of fire and final protective line (FPL) and protection from direct and indirect fire. The position does not restrict the operational capability of the weapon system. Digital units submit reports of their locations and positions via frequency-modulated (FM) or digital means, updating the common operational picture (COP) and the situational awareness (SA). The time required to perform this task is increased when conducting it in mission-oriented protection posture (MOPP) 4.

TASK STEPS AND PERFORMANCE MEASURES	GO	NO-GO
<p>1. The element constructs a machine gun position having a primary and secondary sector of fire and reports intermediate status and completion to the element leader.</p> <p>NOTE: Digital units populate the Force XXI Battle Command Brigade and Below (FBCB2) System with the unit's location to provide current SA.</p> <ul style="list-style-type: none"> <li>a. Constructed the position so that the gun fires to the front or oblique (firing across the unit's front), with the oblique being the primary sector of fire.</li> <li>b. Dug the position in an inverted T shape with a firing platform in each corner.</li> <li>c. Used the tripod on the side with the primary sector of fire and the bipod with the secondary sector of fire.</li> <li>d. Used the earth removed during the construction of the position to provide frontal and flank protection if it did not interfere with the sectors of fire.</li> <li>e. Ensured that it was high enough to cover both soldiers when they were operating the weapon.</li> <li>f. Shaped the hole so that both the gunner and the assistant gunner could get to the weapon.</li> <li>g. Reduced the weapon's height by digging the tripod platform down as much as possible, yet keeping the weapon traversable across the entire sector of fire.</li> <li>h. Dug a one-soldier fighting position to the flank for the ammunition bearer when there was a three-soldier crew for a machine gun. The crew connected this position to the gun position by digging a crawl trench.</li> <li>i. Dug the hole to armpit depth and sloped the floor outward toward each end of the hole.</li> <li>j. Dug grenade sumps about the width and depth of one entrenching tool at both ends of the hole.</li> <li>k. Built the overhead cover 46 centimeters thick over the middle of the position, when possible.</li> </ul>		

TASK STEPS AND PERFORMANCE MEASURES	GO	NO-GO
<p>l. Improved the position, if time permitted, by adding cover, digging trenches to adjacent positions, and maintaining camouflage.</p> <p>m. Completed the position in 7 man-hours without overhead cover or 12 man-hours with overhead cover.</p> <p>2. The element constructs a machine gun position without a secondary sector of fire and reports intermediate status and completion to the squad leader.</p> <p>a. Dug the position in a V shape, with the firing position in the apex of the V.</p> <p>b. Constructed the position following procedures in Subtasks 1d to 1k. Completed it in 6 man-hours without overhead cover or 11 man-hours with overhead cover.</p> <p>3. The element constructs a 90-millimeter recoilless rifle position and reports intermediate status and completion to the element leader.</p> <p>a. Used earth removed during the construction of the position for frontal and flank protection. However, left both the muzzle blast and backblast areas clear of obstacles to prevent round deflection, fires, and pressure buildup. The backblast area was cleared of highly combustible material to a distance of 5 meters and was either level or sloping down and away from the position.</p> <p>b. Ensured that it was high enough to cover both soldiers if the element built cover on the flanks.</p> <p>c. Dug the position to armpit depth and sloped the floor down toward each end of the hole.</p> <p>d. Dug grenade sumps about the width and depth of an entrenching tool at each end of the hole.</p> <p>e. Ensured that the position width was narrow enough so that the rear of the weapon extended over the rear of the hole when the soldier firing the rifle stood at the front of the position.</p> <p>f. Improved the position, if time permitted, by digging trenches to adjacent positions and maintaining camouflage.</p> <p>NOTE: Overhead cover is desired only if it protects the crew when they are not firing the weapon (due to the large backblast).</p> <p>g. Completed the position in 6 man-hours.</p>		

TASK PERFORMANCE / EVALUATION SUMMARY BLOCK							
ITERATION	1	2	3	4	5	M	TOTAL
TOTAL TASK STEPS EVALUATED							
TOTAL TASK STEPS "GO"							
TRAINING STATUS "GO"/"NO-GO"							

"\*\*" indicates a leader task step.

#### SUPPORTING INDIVIDUAL TASKS

Task Number	Task Title
052-195-2000	Direct Construction of Fighting Positions in Field
052-195-3065	Direct Construction of Field Fortifications

**SUPPORTING COLLECTIVE TASKS**

<b>Task Number</b>	<b>Task Title</b>
05-2-7008	Prepare an Operation Order (OPORD) (Company/Platoon)
05-3-1241	Conduct Defensive Operations in Military Operations on Urbanized Terrain (MOUT)
05-4-1371	Provide Terrain Analysis Information

**OPFOR TASKS AND STANDARDS**

**TASK:** Surrender to the Capturing Unit on the Battlefield (5-OPFOR-0024)

**CONDITION:** The enemy has captured the opposing forces (OPFOR) element's soldiers, documents, and equipment sensitive to the OPFOR tactical operations.

**STANDARD:** The OPFOR soldiers retain or destroy documents and equipment. The OPFOR element surrenders documents and equipment of no tactical use to the enemy and attempts to conceal or destroy items of tactical value. The OPFOR element attempts escape and evasion. 1. Prevents the successful capture of documents and equipment. 2. Destroys documents and equipment. 3. Removes identifying markings from equipment. 4. Removes unit-identifying insignia. 5. Provides misleading information. 6. Plans an escape. 7. Delays movement to the nearest collection point. 8. Prevents safeguarding of enemy prisoners of war (EPWs) in order to cause embarrassment to the United States (US).

**TASK:** Conduct Air Attacks (5-OPFOR-0002)

**CONDITION:** The opposing forces (OPFOR) element in the rear area has forwarded the positions of the enemy support sites or the locations of moving elements. The OPFOR aircraft have been dispatched to attack enemy installations or convoys.

**STANDARD:** The OPFOR element attempts to delay, disrupt, or damage the enemy targets by air. 1. Locates the target (support sites or convoys). 2. Makes attack runs on the designated targets. 3. Inflicts heavy damage to the selected target. 4. Sustains no loss of aircraft. 5. Delays moving the force for more than one hour.

**TASK:** Conduct a Raid (5-OPFOR-0004)

**CONDITION:** The opposing forces (OPFOR) element has occupied an objective rally point and has orders to conduct a raid on a combat service support (CSS) base.

**STANDARD:** The OPFOR element infiltrates the enemy's base and destroys all of the targets. 1. Surprises the enemy forces. 2. Assaults the support base and accomplishes the assigned tasks. 3. Destroys the specified equipment and supplies. 4. Avoids being decisively engaged. 5. Withdraws all personnel from the objective areas within the time prescribed. 6. Obtains all priority intelligence requirements (PIR) from the raid site. 7. Sustains only light casualties from enemy fire.

**TASK:** Conduct Terrorist and Saboteur Attacks (5-OPFOR-0005)

**CONDITION:** The opposing forces (OPFOR) element dispatches small teams into the enemy's rear area to disrupt combat service support (CSS) operations.

**STANDARD:** The enemy sustains disrupted command and control (C2), destroyed equipment and supplies, and light casualties. 1. Locates rear support bases and C2 facilities. 2. Delays and disrupts CSS operations through probes. 3. Infiltrates CSS bases to conduct sabotage and terrorist activities. 4. Inflicts light casualties. 5. Destroys supplies and equipment.

**TASK:** Conduct an Attack (5-OPFOR-0008)

**CONDITION:** The enemy is conducting tactical operations. The opposing forces (OPFOR) element receives orders to attack the enemy, the area of occupation, or the main supply route (MSR) with smoke.

**STANDARD:** The OPFOR element disrupts the enemy's movement and smoke operations. 1. Determines the delivery method of the smoke attack. 2. Locates the target. 3. Delivers the smoke attack downwind. 4. Attacks the enemy with smoke, and surge attacks when the enemy responds to the smoke.

**TASK:** Conduct an Aerial Reconnaissance (5-OPFOR-0010)

**CONDITION:** The opposing forces (OPFOR) headquarters (HQ) element requires intelligence on the locations and identification of enemy elements. An aircraft is dispatched to take photographs and make a visual inspection of the enemy rear area.

**STANDARD:** The OPFOR element gathers photograph intelligence of the enemy. 1. Photographs the assigned sectors. 2. Makes quick visual checks where the ceiling is low. 3. Locates enemy positions in the area, particularly support and storage bases, and command and control (C2) facilities. 4. Sustains no loss of aircraft. 5. Reports priority intelligence requirements (PIR) and other information requirements to the OPFOR HQ.

**TASK:** Gather Intelligence (5-OPFOR-0011)

**CONDITION:** The opposing forces (OPFOR) small element, operating in the rear area, is planning attacks on enemy bases. Information is needed to complete the plans.

**STANDARD:** The OPFOR element infiltrates, gathers intelligence information, and submits its findings to the command. 1. Identifies all priority intelligence requirements (PIR) and other intelligence requirements. 2. Passes through any outpost, defensive wire, or warning devices undetected. 3. Moves to an observation point that offers cover and concealment and is clear enough to gather PIR and other intelligence requirements. 4. Gathers all PIR and other intelligence requirements. 5. Withdraws from the area undetected. 6. Reports all information to the OPFOR headquarters (HQ).

**TASK:** Disrupt Defensive Preparations (5-OPFOR-0018)

**CONDITION:** The opposing forces (OPFOR) element has located the enemy. Priority intelligence requirements (PIR) and other intelligence requirements obtained by OPFOR patrols indicate that the enemy elements are establishing defensive positions. The OPFOR element has automatic and antiarmor weapons and light mortars.

**STANDARD:** The OPFOR element disrupts and delays the enemy's defensive preparations. 1. Locates and penetrates the enemy's security system. 2. Forces the enemy to delay defensive preparations. 3. Disrupts the enemy's obstacle preparations.

**TASK:** Disrupt a Net Control Station (NCS) (5-OPFOR-0019)

**CONDITION:** The enemy has established a NCS. The opposing forces (OPFOR) element has radio and jamming equipment.

**STANDARD:** The OPFOR element attempts to disrupt an NCS. 1. Attempts to locate the radio frequency that the unit is operating on. 2. Attempts to enter the radio net. 3. Attempts to issue "bogus" orders to a unit on the net. 4. Jams the radio frequency and forces the unit to go to an alternate frequency.

**TASK:** Defeat Obstacles (5-OPFOR-0009)

**CONDITION:** The opposing forces (OPFOR) element encounters an obstacle that blocks the avenue of approach as it advances upon the enemy forces.

**STANDARD:** The OPFOR element bypasses or breaches the enemy obstacle. 1. Detects the obstacle before halting its main body. 2. Defeats the obstacle. a. Bypasses the obstacle without entering the engagement areas. b. Breaches the obstacle within 45 minutes and passes its entire force through the obstacle. 3. Does not incur degradation to the point that the mission must be discontinued.

**TASK:** Disrupt Construction of Vehicle Fighting Positions (5-OPFOR-0020)

**CONDITION:** The opposing forces (OPFOR) element has located the enemy. The priority intelligence requirements (PIR) and other intelligence obtained by OPFOR patrols indicate the enemy is constructing vehicle fighting positions within its defensive area. The OPFOR element has automatic and antiarmor weapons and light mortars.

**STANDARD:** The OPFOR element attempts to disrupt the enemy's efforts to establish vehicle fighting positions. 1. Locates the defensive area. 2. Surprises the main body. 3. Penetrates the defensive area with squad-size probes. 4. Inflicts casualties on the unit. 5. Destroys vehicles. 6. Disrupts the unit's preparations (prevents or delays beyond the unit's allotted time).

**TASK:** Disrupt an Engineer Reconnaissance (5-OPFOR-0022)

**CONDITION:** The enemy is conducting an engineer reconnaissance. The opposing forces (OPFOR) element is positioned along the enemy's route.

**STANDARD:** The OPFOR element disrupts an engineer reconnaissance. 1. Prevents the unit from meeting its specified time schedule. 2. Forces the unit to deviate from its specified route. 3. Prevents the unit from accomplishing its assigned engineer reconnaissance. 4. Surprises the unit conducting the reconnaissance.

**TASK:** Defend a Minefield (5-OPFOR-0023)

**CONDITION:** The enemy is conducting a minefield sweeping operation. The opposing forces (OPFOR) element has a minefield placed in the enemy's path. The minefield is under constant observation and fire.

**STANDARD:** The OPFOR element defends a minefield against an enemy element conducting a minefield sweeping operation. 1. Prevents the unit from detecting the obstacle. 2. Disrupts the minefield sweeping operation. 3. Prevents the unit from conducting the minefield sweeping operation, prevents the unit from moving all personnel through the breach or delays the completion of the minefield sweeping operation for more than 45 minutes.

**TASK:** Conduct an Ambush (5-OPFOR-0007)

**CONDITION:** The enemy is moving in a convoy. The opposing forces (OPFOR) element is positioned along the enemy's route.

**STANDARD:** The OPFOR element inflicts casualties on the enemy and causes vehicle and equipment damage. 1. Prepares an ambush site before the element arrives. 2. Surprises march element forces. 3. Inflicts heavy casualties within the designated kill zone. 4. Inflicts heavy damage to vehicles and equipment within the designated kill zone. 5. Delays the march element from reaching a specified destination for a specified period of time. 6. Withdraws on order. 7. Sustains no casualties. 8. Reports actions to superiors.

**TASK:** Maintain Contact (5-OPFOR-0003)

**CONDITION:** The opposing forces (OPFOR) element is engaged with enemy base defense forces. The enemy forces are withdrawing under pressure.

**STANDARD:** The OPFOR element maintains enemy contact while the enemy withdraws. 1. Engages the enemy forces decisively. 2. Advances the OPFOR as the enemy forces withdraw. 3. Inflicts heavy casualties. 4. Captures the members of the enemy force. 5. Captures documents and equipment. 6. Safeguards captured documents, equipment, and personnel.

**TASK:** Disrupt a Route Reconnaissance (5-OPFOR-0021)

**CONDITION:** The enemy is conducting a route reconnaissance. The opposing forces (OPFOR) element is positioned along the enemy's route.

**STANDARD:** The OPFOR element attempts to disrupt a squad/section conducting a route reconnaissance. 1. Prevents the unit from meeting its specified time schedule. 2. Forces the unit to deviate from its specified route. 3. Prevents the unit from reaching its assigned destination. 4. Surprises the squad/section. 5. Inflicts casualties on the unit.

**TASK:** Disrupt Enemy Movement and Operations Using Tactical Nuclear Weapons (5-OPFOR-0016)

**CONDITION:** The opposing forces (OPFOR) element has located the enemy. Priority intelligence requirements (PIR) and other intelligence requirements have been obtained by OPFOR patrols. Tactical nuclear weapons are employed against key locations in the rear area.

**STANDARD:** The OPFOR element disrupts enemy movement and operations. 1. Disrupts or delays the movement of the enemy's equipment and supplies to the forward areas. 2. Destroys enemy equipment and supplies. 3. Inflicts a high rate of nuclear casualties among the enemy forces. 4. Denies the enemy the use of specified areas. 5. Contaminates the enemy's equipment and supplies.

**TASK:** Disrupt Quartering Party Operations (5-OPFOR-0017)

**CONDITION:** The enemy is conducting quartering party operations. It has established an assembly area (AA) but has not moved in the main body.

**STANDARD:** The opposing forces (OPFOR) element attempts to disrupt quartering party operations and infiltrate the enemy's AA. 1. Locates the quartering party and the AA. 2. Surprises the main body. 3. Penetrates the AA with squad-size probes. 4. Inflicts personnel casualties and vehicle damage. 5. Disrupts the unit's preparations (prevents or delays beyond the unit's allotted time).

**TASK:** Disrupt Enemy Movement and Operations Using Persistent and Nonpersistent Chemical Weapons (5-OPFOR-0015)

**CONDITION:** The opposing forces (OPFOR) element has located the enemy. Priority intelligence requirements (PIR) and other intelligence requirements have been obtained by OPFOR patrols. The OPFOR units deliver chemical agents, by means of conventional artillery weapons or aircraft, along selected supply routes and key bases in the rear area.

**STANDARD:** The OPFOR element disrupts enemy movement and operations using persistent and nonpersistent chemical weapons. 1. Delivers chemical agents in low and densely wooded areas. 2. Delays the movement of enemy supplies and equipment to the forward areas. 3. Restricts the movement of the enemy units in the rear area. 4. Channels the movement of enemy units into predesignated ambush areas. 5. Contaminates enemy supplies and equipment. 6. Inflicts a high rate of casualties on enemy forces.

**TASK:** Disrupt Movement (5-OPFOR-0014)

**CONDITION:** The enemy is expected to move through the opposing forces (OPFOR) element's area of operations. The OPFOR element has received an operation order (OPORD) or fragmentary order (FRAGO) to disrupt enemy movement. The enemy has the capability to defend with direct fire and antiarmor weapons.

**STANDARD:** The OPFOR element delays enemy movement. 1. Delays the element. 2. Forces the element to deviate from its route. 3. Prevents the element from reaching its destination. 4. Surprises the element's main body.

**TASK:** Counter Passage of Lines (5-OPFOR-0012)

**CONDITION:** Enemy forces are in defensive positions, but they are expected to attempt passage-of-lines operations. The opposing forces (OPFOR) received orders to disrupt enemy passage-of-lines operations.

**STANDARD:** The OPFOR element delays or prevents enemy passage of lines. 1. Delays the passage. 2. Prevents the company from moving all personnel through the stationary unit. 3. Engages the main body of either the moving or the stationary unit.

**TASK:** Disrupt Assembly Area (AA) Activities (5-OPFOR-0013)

**CONDITION:** Intelligence reports indicate that platoon- and company-size enemy units are operating in the opposing forces (OPFOR) area of operations. Enemy units can defend from AAs with direct fire, antiarmor weapons, and indirect fire. The enemy has close air support (CAS) and nuclear, biological, and chemical (NBC) capabilities.

**STANDARD:** The OPFOR element locates and disrupts the enemy's AA activities. 1. Locates the element's AA. 2. Probes the AA with squad- or team-size elements. 3. Inflicts more than 5 percent casualties on the element. 4. Disrupts the element's preparations (prevents or delays beyond the element's allotted time).

**TASK:** Attack (5-OPFOR-0001)

**CONDITION:** The opposing forces (OPFOR) element has located the enemy. The priority intelligence requirements (PIR) and other intelligence requirements have been obtained by OPFOR patrols. The OPFOR element has automatic and antiarmor weapons and light mortars.

**STANDARD:** The OPFOR element attempts to seize the terrain, vehicles, or equipment. 1. Develops an attack plan. 2. Surprises the enemy unit's main body. 3. Initiates the attack using a scheme of maneuver that exploits the enemy's flanks, gaps, and weaknesses. 4. Uses covered and concealed routes to approach the enemy forces' flanks, gaps, or weakly held areas. 5. Employs indirect fire to support the attack. 6. Penetrates enemy defenses. 7. Destroys equipment and supplies. 8. Inflicts heavy casualties. 9. Isolates the combat service support (CSS) base by blocking reinforcements. 10. Forces enemy units to displace. 11. Avoids being fixed in one position. 12. Withdraws before the CSS base is reinforced with tactical combat forces.

**TASK:** Conduct Sniper Operations (5-OPFOR-0006)

**CONDITION:** The opposing forces (OPFOR) element has assigned snipers (regular or irregular elements) in the enemy's rear area along the main supply route (MSR) and near support sites.

**STANDARD:** The OPFOR element kills or wounds targets. 1. Sets up a well-concealed location. 2. Engages vehicle drivers or personnel on foot with short bursts of semiautomatic fire. 3. Kills or wounds selected targets. 4. Prevents the position from being discovered by enemy forces. 5. Evacuates the area without being spotted. 6. Reports all specified priority intelligence requirements (PIR) and other intelligence requirements to the OPFOR headquarters (HQ).

**ELEMENT:** Company Headquarters**TASK:** React to Unexploded Ordnance (UXO) (09-2-0337.05-T01A)  
(FM 21-16)**ITERATION:** 1 2 3 4 5 M (Circle)**COMMANDER/LEADER ASSESSMENT:** T P U (Circle)**CONDITIONS:** During combat operations, the unit encounters a UXO hazard. Some iterations of this task should be performed in MOPP4.**TASK STANDARDS:** The element reacts to the UXO hazard while continuing the mission, without loss of personnel or equipment. The time required to perform this task is increased when conducting it in mission-oriented protection posture (MOPP) 4.

TASK STEPS AND PERFORMANCE MEASURES	GO	NO-GO
1. The element recognizes the UXO hazard. <ul style="list-style-type: none"> <li>a. Identified the UXO by type.</li> <li>b. Identified the UXO by subgroup.</li> <li>c. Observed all safety precautions.</li> </ul> * 2. The element leader takes immediate action for the UXO hazard. <ul style="list-style-type: none"> <li>a. Evacuated the area as appropriate.</li> <li>b. Determined the appropriate action.               <ul style="list-style-type: none"> <li>(1) Avoided the UXO hazard.</li> <li>(2) Instituted protective measures.</li> </ul> </li> </ul> * 3. The element leader designates the element to mark the area. <ul style="list-style-type: none"> <li>a. Chose leaders to mark the area.</li> <li>b. Briefed leaders on the area to be marked.</li> </ul> * 4. The element marks the UXO hazard. <ul style="list-style-type: none"> <li>a. Marked all the logical approach routes.</li> <li>b. Ensured that the UXO was visible from all markers.</li> </ul> * 5. The element reports the UXO hazard. <ul style="list-style-type: none"> <li>a. Initiated the UXO spot report.</li> <li>b. Determined the priority based on the current situation.</li> <li>c. Forwarded the report to the next higher headquarters (HQ) by the fastest means available.</li> </ul>		

TASK PERFORMANCE / EVALUATION SUMMARY BLOCK							
ITERATION	1	2	3	4	5	M	TOTAL
TOTAL TASK STEPS EVALUATED							
TOTAL TASK STEPS "GO"							
TRAINING STATUS "GO"/"NO-GO"							

"\*" indicates a leader task step.



**SUPPORTING INDIVIDUAL TASKS**

<b>Task Number</b>	<b>Task Title</b>
093-403-5010	Recognize Military Explosive Ordnance by Type
093-403-5020	Take Immediate Action Based on Confirmation of an Explosive Hazard
093-403-5030	Report Explosive Hazard

**SUPPORTING COLLECTIVE TASKS: NONE****OPFOR TASKS AND STANDARDS**

**TASK:** Disrupt a Route Reconnaissance (5-OPFOR-0021)

**CONDITION:** The enemy is conducting a route reconnaissance. The opposing forces (OPFOR) element is positioned along the enemy's route.

**STANDARD:** The OPFOR element attempts to disrupt a squad/section conducting a route reconnaissance. 1. Prevents the unit from meeting its specified time schedule. 2. Forces the unit to deviate from its specified route. 3. Prevents the unit from reaching its assigned destination. 4. Surprises the squad/section. 5. Inflicts casualties on the unit.

**TASK:** Conduct an Aerial Reconnaissance (5-OPFOR-0010)

**CONDITION:** The opposing forces (OPFOR) headquarters (HQ) element requires intelligence on the locations and identification of enemy elements. An aircraft is dispatched to take photographs and make a visual inspection of the enemy rear area.

**STANDARD:** The OPFOR element gathers photograph intelligence of the enemy. 1. Photographs the assigned sectors. 2. Makes quick visual checks where the ceiling is low. 3. Locates enemy positions in the area, particularly support and storage bases, and command and control (C2) facilities. 4. Sustains no loss of aircraft. 5. Reports priority intelligence requirements (PIR) and other information requirements to the OPFOR HQ.

**TASK:** Conduct a Raid (5-OPFOR-0004)

**CONDITION:** The opposing forces (OPFOR) element has occupied an objective rally point and has orders to conduct a raid on a combat service support (CSS) base.

**STANDARD:** The OPFOR element infiltrates the enemy's base and destroys all of the targets. 1. Surprises the enemy forces. 2. Assaults the support base and accomplishes the assigned tasks. 3. Destroys the specified equipment and supplies. 4. Avoids being decisively engaged. 5. Withdraws all personnel from the objective areas within the time prescribed. 6. Obtains all priority intelligence requirements (PIR) from the raid site. 7. Sustains only light casualties from enemy fire.

**TASK:** Defeat Obstacles (5-OPFOR-0009)

**CONDITION:** The opposing forces (OPFOR) element encounters an obstacle that blocks the avenue of approach as it advances upon the enemy forces.

**STANDARD:** The OPFOR element bypasses or breaches the enemy obstacle. 1. Detects the obstacle before halting its main body. 2. Defeats the obstacle. a. Bypasses the obstacle without entering the engagement areas. b. Breaches the obstacle within 45 minutes and passes its entire force through the obstacle. 3. Does not incur degradation to the point that the mission must be discontinued.

**TASK:** Conduct an Attack (5-OPFOR-0008)

**CONDITION:** The enemy is conducting tactical operations. The opposing forces (OPFOR) element receives orders to attack the enemy, the area of occupation, or the main supply route (MSR) with smoke.

**STANDARD:** The OPFOR element disrupts the enemy's movement and smoke operations. 1. Determines the delivery method of the smoke attack. 2. Locates the target. 3. Delivers the smoke attack downwind. 4. Attacks the enemy with smoke, and surge attacks when the enemy responds to the smoke.

**TASK:** Disrupt Construction of Vehicle Fighting Positions (5-OPFOR-0020)

**CONDITION:** The opposing forces (OPFOR) element has located the enemy. The priority intelligence requirements (PIR) and other intelligence obtained by OPFOR patrols indicate the enemy is constructing vehicle fighting positions within its defensive area. The OPFOR element has automatic and antiarmor weapons and light mortars.

**STANDARD:** The OPFOR element attempts to disrupt the enemy's efforts to establish vehicle fighting positions. 1. Locates the defensive area. 2. Surprises the main body. 3. Penetrates the defensive area with squad-size probes. 4. Inflicts casualties on the unit. 5. Destroys vehicles. 6. Disrupts the unit's preparations (prevents or delays beyond the unit's allotted time).

**TASK:** Disrupt an Engineer Reconnaissance (5-OPFOR-0022)

**CONDITION:** The enemy is conducting an engineer reconnaissance. The opposing forces (OPFOR) element is positioned along the enemy's route.

**STANDARD:** The OPFOR element disrupts an engineer reconnaissance. 1. Prevents the unit from meeting its specified time schedule. 2. Forces the unit to deviate from its specified route. 3. Prevents the unit from accomplishing its assigned engineer reconnaissance. 4. Surprises the unit conducting the reconnaissance.

**TASK:** Conduct Terrorist and Saboteur Attacks (5-OPFOR-0005)

**CONDITION:** The opposing forces (OPFOR) element dispatches small teams into the enemy's rear area to disrupt combat service support (CSS) operations.

**STANDARD:** The enemy sustains disrupted command and control (C2), destroyed equipment and supplies, and light casualties. 1. Locates rear support bases and C2 facilities. 2. Delays and disrupts CSS operations through probes. 3. Infiltrates CSS bases to conduct sabotage and terrorist activities. 4. Inflicts light casualties. 5. Destroys supplies and equipment.

**TASK:** Defend a Minefield (5-OPFOR-0023)

**CONDITION:** The enemy is conducting a minefield sweeping operation. The opposing forces (OPFOR) element has a minefield placed in the enemy's path. The minefield is under constant observation and fire.

**STANDARD:** The OPFOR element defends a minefield against an enemy element conducting a minefield sweeping operation. 1. Prevents the unit from detecting the obstacle. 2. Disrupts the minefield sweeping operation. 3. Prevents the unit from conducting the minefield sweeping operation, prevents the unit from moving all personnel through the breach or delays the completion of the minefield sweeping operation for more than 45 minutes.

**TASK:** Conduct an Ambush (5-OPFOR-0007)

**CONDITION:** The enemy is moving in a convoy. The opposing forces (OPFOR) element is positioned along the enemy's route.

**STANDARD:** The OPFOR element inflicts casualties on the enemy and causes vehicle and equipment damage. 1. Prepares an ambush site before the element arrives. 2. Surprises march element forces. 3. Inflicts heavy casualties within the designated kill zone. 4. Inflicts heavy damage to vehicles and equipment within the designated kill zone. 5. Delays the march element from reaching a specified destination for a specified period of time. 6. Withdraws on order. 7. Sustains no casualties. 8. Reports actions to superiors.

**TASK:** Maintain Contact (5-OPFOR-0003)

**CONDITION:** The opposing forces (OPFOR) element is engaged with enemy base defense forces. The enemy forces are withdrawing under pressure.

**STANDARD:** The OPFOR element maintains enemy contact while the enemy withdraws. 1. Engages the enemy forces decisively. 2. Advances the OPFOR as the enemy forces withdraw. 3. Inflicts heavy casualties. 4. Captures the members of the enemy force. 5. Captures documents and equipment. 6. Safeguards captured documents, equipment, and personnel.

**TASK:** Disrupt a Net Control Station (NCS) (5-OPFOR-0019)

**CONDITION:** The enemy has established a NCS. The opposing forces (OPFOR) element has radio and jamming equipment.

**STANDARD:** The OPFOR element attempts to disrupt an NCS. 1. Attempts to locate the radio frequency that the unit is operating on. 2. Attempts to enter the radio net. 3. Attempts to issue "bogus" orders to a unit on the net. 4. Jams the radio frequency and forces the unit to go to an alternate frequency.

**TASK:** Disrupt Defensive Preparations (5-OPFOR-0018)

**CONDITION:** The opposing forces (OPFOR) element has located the enemy. Priority intelligence requirements (PIR) and other intelligence requirements obtained by OPFOR patrols indicate that the enemy elements are establishing defensive positions. The OPFOR element has automatic and antiarmor weapons and light mortars.

**STANDARD:** The OPFOR element disrupts and delays the enemy's defensive preparations. 1. Locates and penetrates the enemy's security system. 2. Forces the enemy to delay defensive preparations. 3. Disrupts the enemy's obstacle preparations.

**TASK:** Disrupt Enemy Movement and Operations Using Tactical Nuclear Weapons (5-OPFOR-0016)

**CONDITION:** The opposing forces (OPFOR) element has located the enemy. Priority intelligence requirements (PIR) and other intelligence requirements have been obtained by OPFOR patrols. Tactical nuclear weapons are employed against key locations in the rear area.

**STANDARD:** The OPFOR element disrupts enemy movement and operations. 1. Disrupts or delays the movement of the enemy's equipment and supplies to the forward areas. 2. Destroys enemy equipment and supplies. 3. Inflicts a high rate of nuclear casualties among the enemy forces. 4. Denies the enemy the use of specified areas. 5. Contaminates the enemy's equipment and supplies.

**TASK:** Disrupt Quartering Party Operations (5-OPFOR-0017)

**CONDITION:** The enemy is conducting quartering party operations. It has established an assembly area (AA) but has not moved in the main body.

**STANDARD:** The opposing forces (OPFOR) element attempts to disrupt quartering party operations and infiltrate the enemy's AA. 1. Locates the quartering party and the AA. 2. Surprises the main body. 3. Penetrates the AA with squad-size probes. 4. Inflicts personnel casualties and vehicle damage. 5. Disrupts the unit's preparations (prevents or delays beyond the unit's allotted time).

**TASK:** Disrupt Enemy Movement and Operations Using Persistent and Nonpersistent Chemical Weapons (5-OPFOR-0015)

**CONDITION:** The opposing forces (OPFOR) element has located the enemy. Priority intelligence requirements (PIR) and other intelligence requirements have been obtained by OPFOR patrols. The OPFOR units deliver chemical agents, by means of conventional artillery weapons or aircraft, along selected supply routes and key bases in the rear area.

**STANDARD:** The OPFOR element disrupts enemy movement and operations using persistent and nonpersistent chemical weapons. 1. Delivers chemical agents in low and densely wooded areas. 2. Delays the movement of enemy supplies and equipment to the forward areas. 3. Restricts the movement of the enemy units in the rear area. 4. Channels the movement of enemy units into predesignated ambush areas. 5. Contaminates enemy supplies and equipment. 6. Inflicts a high rate of casualties on enemy forces.

**TASK:** Disrupt Movement (5-OPFOR-0014)

**CONDITION:** The enemy is expected to move through the opposing forces (OPFOR) element's area of operations. The OPFOR element has received an operation order (OPORD) or fragmentary order (FRAGO) to disrupt enemy movement. The enemy has the capability to defend with direct fire and antiarmor weapons.

**STANDARD:** The OPFOR element delays enemy movement. 1. Delays the element. 2. Forces the element to deviate from its route. 3. Prevents the element from reaching its destination. 4. Surprises the element's main body.

**TASK:** Counter Passage of Lines (5-OPFOR-0012)

**CONDITION:** Enemy forces are in defensive positions, but they are expected to attempt passage-of-lines operations. The opposing forces (OPFOR) received orders to disrupt enemy passage-of-lines operations.

**STANDARD:** The OPFOR element delays or prevents enemy passage of lines. 1. Delays the passage. 2. Prevents the company from moving all personnel through the stationary unit. 3. Engages the main body of either the moving or the stationary unit.

**TASK:** Disrupt Assembly Area (AA) Activities (5-OPFOR-0013)

**CONDITION:** Intelligence reports indicate that platoon- and company-size enemy units are operating in the opposing forces (OPFOR) area of operations. Enemy units can defend from AAs with direct fire, antiarmor weapons, and indirect fire. The enemy has close air support (CAS) and nuclear, biological, and chemical (NBC) capabilities.

**STANDARD:** The OPFOR element locates and disrupts the enemy's AA activities. 1. Locates the element's AA. 2. Probes the AA with squad- or team-size elements. 3. Inflicts more than 5 percent casualties on the element. 4. Disrupts the element's preparations (prevents or delays beyond the element's allotted time).

**TASK:** Attack (5-OPFOR-0001)

**CONDITION:** The opposing forces (OPFOR) element has located the enemy. The priority intelligence requirements (PIR) and other intelligence requirements have been obtained by OPFOR patrols. The OPFOR element has automatic and antiarmor weapons and light mortars.

**STANDARD:** The OPFOR element attempts to seize the terrain, vehicles, or equipment. 1. Develops an attack plan. 2. Surprises the enemy unit's main body. 3. Initiates the attack using a scheme of maneuver that exploits the enemy's flanks, gaps, and weaknesses. 4. Uses covered and concealed routes to approach the enemy forces' flanks, gaps, or weakly held areas. 5. Employs indirect fire to support the attack. 6. Penetrates enemy defenses. 7. Destroys equipment and supplies. 8. Inflicts heavy casualties. 9. Isolates the combat service support (CSS) base by blocking reinforcements. 10. Forces enemy units to displace. 11. Avoids being fixed in one position. 12. Withdraws before the CSS base is reinforced with tactical combat forces.

**TASK:** Surrender to the Capturing Unit on the Battlefield (5-OPFOR-0024)

**CONDITION:** The enemy has captured the opposing forces (OPFOR) element's soldiers, documents, and equipment sensitive to the OPFOR tactical operations.

**STANDARD:** The OPFOR soldiers retain or destroy documents and equipment. The OPFOR element surrenders documents and equipment of no tactical use to the enemy and attempts to conceal or destroy items of tactical value. The OPFOR element attempts escape and evasion. 1. Prevents the successful capture of documents and equipment. 2. Destroys documents and equipment. 3. Removes identifying markings from equipment. 4. Removes unit-identifying insignia. 5. Provides misleading information. 6. Plans an escape. 7. Delays movement to the nearest collection point. 8. Prevents safeguarding of enemy prisoners of war (EPWs) in order to cause embarrassment to the United States (US).

**TASK:** Conduct Air Attacks (5-OPFOR-0002)

**CONDITION:** The opposing forces (OPFOR) element in the rear area has forwarded the positions of the enemy support sites or the locations of moving elements. The OPFOR aircraft have been dispatched to attack enemy installations or convoys.

**STANDARD:** The OPFOR element attempts to delay, disrupt, or damage the enemy targets by air. 1. Locates the target (support sites or convoys). 2. Makes attack runs on the designated targets. 3. Inflicts heavy damage to the selected target. 4. Sustains no loss of aircraft. 5. Delays moving the force for more than one hour.

**TASK:** Conduct Sniper Operations (5-OPFOR-0006)

**CONDITION:** The opposing forces (OPFOR) element has assigned snipers (regular or irregular elements) in the enemy's rear area along the main supply route (MSR) and near support sites.

**STANDARD:** The OPFOR element kills or wounds targets. 1. Sets up a well-concealed location. 2. Engages vehicle drivers or personnel on foot with short bursts of semiautomatic fire. 3. Kills or wounds selected targets. 4. Prevents the position from being discovered by enemy forces. 5. Evacuates the area without being spotted. 6. Reports all specified priority intelligence requirements (PIR) and other intelligence requirements to the OPFOR headquarters (HQ).

**ELEMENT:** Company Headquarters**TASK:** Employ Physical Security Measures (19-3-2204.05-T01A)  
(FM 3-19.30) (FM 3-19.4)**ITERATION:** 1 2 3 4 5 (Circle)**COMMANDER/LEADER ASSESSMENT:** T P U (Circle)**CONDITIONS:** An opposing forces (OPFOR) squad-size patrol attempts reconnaissance or intrusion into the command post (CP) perimeter. This task should not be trained in MOPP4.**TASK STANDARDS:** The element maintains 24-hour security in its assigned sector and is not surprised by the OPFOR.

TASK STEPS AND PERFORMANCE MEASURES	GO	NO-GO
* 1. The element leader prepares a physical security plan. <ul style="list-style-type: none"> <li>a. Controlled the entry of vehicles into the CP.</li> <li>b. Developed procedures for selecting and manning perimeter positions.</li> <li>c. Developed procedures for detecting and reporting OPFOR intrusion or observation of the CP's perimeter.</li> <li>d. Controlled access to the element's defensive areas.</li> <li>e. Established communications links between observation posts (OPs) and the reaction force.</li> <li>f. Developed procedures for initial response to ground attacks.</li> </ul> 2. The element operates a guard force. <ul style="list-style-type: none"> <li>a. Established communications with the guard commander.</li> <li>b. Stopped unauthorized entry into restricted areas.</li> <li>c. Conducted random exterior patrols to find and neutralize OPFOR intruders before they breached the CP's perimeter.</li> </ul> 3. The element reacts to an OPFOR ground attack. <ul style="list-style-type: none"> <li>a. Assumed preplanned positions.</li> <li>b. Denied intrusion into the CP's perimeter.</li> </ul>		

TASK PERFORMANCE / EVALUATION SUMMARY BLOCK							
ITERATION	1	2	3	4	5		TOTAL
TOTAL TASK STEPS EVALUATED							
TOTAL TASK STEPS "GO"							
TRAINING STATUS "GO"/"NO-GO"							

"\*" indicates a leader task step.

**SUPPORTING INDIVIDUAL TASKS: NONE****SUPPORTING COLLECTIVE TASKS: NONE**

**OPFOR TASKS AND STANDARDS**

**TASK:** Disrupt a Route Reconnaissance (5-OPFOR-0021)

**CONDITION:** The enemy is conducting a route reconnaissance. The opposing forces (OPFOR) element is positioned along the enemy's route.

**STANDARD:** The OPFOR element attempts to disrupt a squad/section conducting a route reconnaissance. 1. Prevents the unit from meeting its specified time schedule. 2. Forces the unit to deviate from its specified route. 3. Prevents the unit from reaching its assigned destination. 4. Surprises the squad/section. 5. Inflicts casualties on the unit.

**TASK:** Conduct an Attack (5-OPFOR-0008)

**CONDITION:** The enemy is conducting tactical operations. The opposing forces (OPFOR) element receives orders to attack the enemy, the area of occupation, or the main supply route (MSR) with smoke.

**STANDARD:** The OPFOR element disrupts the enemy's movement and smoke operations. 1. Determines the delivery method of the smoke attack. 2. Locates the target. 3. Delivers the smoke attack downwind. 4. Attacks the enemy with smoke, and surge attacks when the enemy responds to the smoke.

**TASK:** Conduct a Raid (5-OPFOR-0004)

**CONDITION:** The opposing forces (OPFOR) element has occupied an objective rally point and has orders to conduct a raid on a combat service support (CSS) base.

**STANDARD:** The OPFOR element infiltrates the enemy's base and destroys all of the targets. 1. Surprises the enemy forces. 2. Assaults the support base and accomplishes the assigned tasks. 3. Destroys the specified equipment and supplies. 4. Avoids being decisively engaged. 5. Withdraws all personnel from the objective areas within the time prescribed. 6. Obtains all priority intelligence requirements (PIR) from the raid site. 7. Sustains only light casualties from enemy fire.

**TASK:** Conduct an Aerial Reconnaissance (5-OPFOR-0010)

**CONDITION:** The opposing forces (OPFOR) headquarters (HQ) element requires intelligence on the locations and identification of enemy elements. An aircraft is dispatched to take photographs and make a visual inspection of the enemy rear area.

**STANDARD:** The OPFOR element gathers photograph intelligence of the enemy. 1. Photographs the assigned sectors. 2. Makes quick visual checks where the ceiling is low. 3. Locates enemy positions in the area, particularly support and storage bases, and command and control (C2) facilities. 4. Sustains no loss of aircraft. 5. Reports priority intelligence requirements (PIR) and other information requirements to the OPFOR HQ.

**TASK:** Defeat Obstacles (5-OPFOR-0009)

**CONDITION:** The opposing forces (OPFOR) element encounters an obstacle that blocks the avenue of approach as it advances upon the enemy forces.

**STANDARD:** The OPFOR element bypasses or breaches the enemy obstacle. 1. Detects the obstacle before halting its main body. 2. Defeats the obstacle. a. Bypasses the obstacle without entering the engagement areas. b. Breaches the obstacle within 45 minutes and passes its entire force through the obstacle. 3. Does not incur degradation to the point that the mission must be discontinued.

**TASK:** Disrupt Construction of Vehicle Fighting Positions (5-OPFOR-0020)

**CONDITION:** The opposing forces (OPFOR) element has located the enemy. The priority intelligence requirements (PIR) and other intelligence obtained by OPFOR patrols indicate the enemy is constructing vehicle fighting positions within its defensive area. The OPFOR element has automatic and antiarmor weapons and light mortars.

**STANDARD:** The OPFOR element attempts to disrupt the enemy's efforts to establish vehicle fighting positions. 1. Locates the defensive area. 2. Surprises the main body. 3. Penetrates the defensive area with squad-size probes. 4. Inflicts casualties on the unit. 5. Destroys vehicles. 6. Disrupts the unit's preparations (prevents or delays beyond the unit's allotted time).

**TASK:** Disrupt an Engineer Reconnaissance (5-OPFOR-0022)

**CONDITION:** The enemy is conducting an engineer reconnaissance. The opposing forces (OPFOR) element is positioned along the enemy's route.

**STANDARD:** The OPFOR element disrupts an engineer reconnaissance. 1. Prevents the unit from meeting its specified time schedule. 2. Forces the unit to deviate from its specified route. 3. Prevents the unit from accomplishing its assigned engineer reconnaissance. 4. Surprises the unit conducting the reconnaissance.

**TASK:** Defend a Minefield (5-OPFOR-0023)

**CONDITION:** The enemy is conducting a minefield sweeping operation. The opposing forces (OPFOR) element has a minefield placed in the enemy's path. The minefield is under constant observation and fire.

**STANDARD:** The OPFOR element defends a minefield against an enemy element conducting a minefield sweeping operation. 1. Prevents the unit from detecting the obstacle. 2. Disrupts the minefield sweeping operation. 3. Prevents the unit from conducting the minefield sweeping operation, prevents the unit from moving all personnel through the breach or delays the completion of the minefield sweeping operation for more than 45 minutes.

**TASK:** Conduct Terrorist and Saboteur Attacks (5-OPFOR-0005)

**CONDITION:** The opposing forces (OPFOR) element dispatches small teams into the enemy's rear area to disrupt combat service support (CSS) operations.

**STANDARD:** The enemy sustains disrupted command and control (C2), destroyed equipment and supplies, and light casualties. 1. Locates rear support bases and C2 facilities. 2. Delays and disrupts CSS operations through probes. 3. Infiltrates CSS bases to conduct sabotage and terrorist activities. 4. Inflicts light casualties. 5. Destroys supplies and equipment.

**TASK:** Conduct Sniper Operations (5-OPFOR-0006)

**CONDITION:** The opposing forces (OPFOR) element has assigned snipers (regular or irregular elements) in the enemy's rear area along the main supply route (MSR) and near support sites.

**STANDARD:** The OPFOR element kills or wounds targets. 1. Sets up a well-concealed location. 2. Engages vehicle drivers or personnel on foot with short bursts of semiautomatic fire. 3. Kills or wounds selected targets. 4. Prevents the position from being discovered by enemy forces. 5. Evacuates the area without being spotted. 6. Reports all specified priority intelligence requirements (PIR) and other intelligence requirements to the OPFOR headquarters (HQ).

**TASK:** Maintain Contact (5-OPFOR-0003)



**CONDITION:** The opposing forces (OPFOR) element is engaged with enemy base defense forces. The enemy forces are withdrawing under pressure.

**STANDARD:** The OPFOR element maintains enemy contact while the enemy withdraws. 1. Engages the enemy forces decisively. 2. Advances the OPFOR as the enemy forces withdraw. 3. Inflicts heavy casualties. 4. Captures the members of the enemy force. 5. Captures documents and equipment. 6. Safeguards captured documents, equipment, and personnel.

**TASK:** Conduct an Ambush (5-OPFOR-0007)

**CONDITION:** The enemy is moving in a convoy. The opposing forces (OPFOR) element is positioned along the enemy's route.

**STANDARD:** The OPFOR element inflicts casualties on the enemy and causes vehicle and equipment damage. 1. Prepares an ambush site before the element arrives. 2. Surprises march element forces. 3. Inflicts heavy casualties within the designated kill zone. 4. Inflicts heavy damage to vehicles and equipment within the designated kill zone. 5. Delays the march element from reaching a specified destination for a specified period of time. 6. Withdraws on order. 7. Sustains no casualties. 8. Reports actions to superiors.

**TASK:** Surrender to the Capturing Unit on the Battlefield (5-OPFOR-0024)

**CONDITION:** The enemy has captured the opposing forces (OPFOR) element's soldiers, documents, and equipment sensitive to the OPFOR tactical operations.

**STANDARD:** The OPFOR soldiers retain or destroy documents and equipment. The OPFOR element surrenders documents and equipment of no tactical use to the enemy and attempts to conceal or destroy items of tactical value. The OPFOR element attempts escape and evasion. 1. Prevents the successful capture of documents and equipment. 2. Destroys documents and equipment. 3. Removes identifying markings from equipment. 4. Removes unit-identifying insignia. 5. Provides misleading information. 6. Plans an escape. 7. Delays movement to the nearest collection point. 8. Prevents safeguarding of enemy prisoners of war (EPWs) in order to cause embarrassment to the United States (US).

**TASK:** Disrupt a Net Control Station (NCS) (5-OPFOR-0019)

**CONDITION:** The enemy has established a NCS. The opposing forces (OPFOR) element has radio and jamming equipment.

**STANDARD:** The OPFOR element attempts to disrupt an NCS. 1. Attempts to locate the radio frequency that the unit is operating on. 2. Attempts to enter the radio net. 3. Attempts to issue "bogus" orders to a unit on the net. 4. Jams the radio frequency and forces the unit to go to an alternate frequency.

**TASK:** Disrupt Defensive Preparations (5-OPFOR-0018)

**CONDITION:** The opposing forces (OPFOR) element has located the enemy. Priority intelligence requirements (PIR) and other intelligence requirements obtained by OPFOR patrols indicate that the enemy elements are establishing defensive positions. The OPFOR element has automatic and antiarmor weapons and light mortars.

**STANDARD:** The OPFOR element disrupts and delays the enemy's defensive preparations. 1. Locates and penetrates the enemy's security system. 2. Forces the enemy to delay defensive preparations. 3. Disrupts the enemy's obstacle preparations.

**TASK:** Disrupt Enemy Movement and Operations Using Tactical Nuclear Weapons (5-OPFOR-0016)

**CONDITION:** The opposing forces (OPFOR) element has located the enemy. Priority intelligence requirements (PIR) and other intelligence requirements have been obtained by OPFOR patrols. Tactical nuclear weapons are employed against key locations in the rear area.

**STANDARD:** The OPFOR element disrupts enemy movement and operations. 1. Disrupts or delays the movement of the enemy's equipment and supplies to the forward areas. 2. Destroys enemy equipment and supplies. 3. Inflicts a high rate of nuclear casualties among the enemy forces. 4. Denies the enemy the use of specified areas. 5. Contaminates the enemy's equipment and supplies.

**TASK:** Disrupt Quartering Party Operations (5-OPFOR-0017)

**CONDITION:** The enemy is conducting quartering party operations. It has established an assembly area (AA) but has not moved in the main body.

**STANDARD:** The opposing forces (OPFOR) element attempts to disrupt quartering party operations and infiltrate the enemy's AA. 1. Locates the quartering party and the AA. 2. Surprises the main body. 3. Penetrates the AA with squad-size probes. 4. Inflicts personnel casualties and vehicle damage. 5. Disrupts the unit's preparations (prevents or delays beyond the unit's allotted time).

**TASK:** Disrupt Enemy Movement and Operations Using Persistent and Nonpersistent Chemical Weapons (5-OPFOR-0015)

**CONDITION:** The opposing forces (OPFOR) element has located the enemy. Priority intelligence requirements (PIR) and other intelligence requirements have been obtained by OPFOR patrols. The OPFOR units deliver chemical agents, by means of conventional artillery weapons or aircraft, along selected supply routes and key bases in the rear area.

**STANDARD:** The OPFOR element disrupts enemy movement and operations using persistent and nonpersistent chemical weapons. 1. Delivers chemical agents in low and densely wooded areas. 2. Delays the movement of enemy supplies and equipment to the forward areas. 3. Restricts the movement of the enemy units in the rear area. 4. Channels the movement of enemy units into predesignated ambush areas. 5. Contaminates enemy supplies and equipment. 6. Inflicts a high rate of casualties on enemy forces.

**TASK:** Disrupt Movement (5-OPFOR-0014)

**CONDITION:** The enemy is expected to move through the opposing forces (OPFOR) element's area of operations. The OPFOR element has received an operation order (OPORD) or fragmentary order (FRAGO) to disrupt enemy movement. The enemy has the capability to defend with direct fire and antiarmor weapons.

**STANDARD:** The OPFOR element delays enemy movement. 1. Delays the element. 2. Forces the element to deviate from its route. 3. Prevents the element from reaching its destination. 4. Surprises the element's main body.

**TASK:** Counter Passage of Lines (5-OPFOR-0012)

**CONDITION:** Enemy forces are in defensive positions, but they are expected to attempt passage-of-lines operations. The opposing forces (OPFOR) received orders to disrupt enemy passage-of-lines operations.

**STANDARD:** The OPFOR element delays or prevents enemy passage of lines. 1. Delays the passage. 2. Prevents the company from moving all personnel through the stationary unit. 3. Engages the main body of either the moving or the stationary unit.

**TASK:** Disrupt Assembly Area (AA) Activities (5-OPFOR-0013)

**CONDITION:** Intelligence reports indicate that platoon- and company-size enemy units are operating in the opposing forces (OPFOR) area of operations. Enemy units can defend from AAs with direct fire, antiarmor weapons, and indirect fire. The enemy has close air support (CAS) and nuclear, biological, and chemical (NBC) capabilities.

**STANDARD:** The OPFOR element locates and disrupts the enemy's AA activities. 1. Locates the element's AA. 2. Probes the AA with squad- or team-size elements. 3. Inflicts more than 5 percent casualties on the element. 4. Disrupts the element's preparations (prevents or delays beyond the element's allotted time).

**TASK:** Attack (5-OPFOR-0001)

**CONDITION:** The opposing forces (OPFOR) element has located the enemy. The priority intelligence requirements (PIR) and other intelligence requirements have been obtained by OPFOR patrols. The OPFOR element has automatic and antiarmor weapons and light mortars.

**STANDARD:** The OPFOR element attempts to seize the terrain, vehicles, or equipment. 1. Develops an attack plan. 2. Surprises the enemy unit's main body. 3. Initiates the attack using a scheme of maneuver that exploits the enemy's flanks, gaps, and weaknesses. 4. Uses covered and concealed routes to approach the enemy forces' flanks, gaps, or weakly held areas. 5. Employs indirect fire to support the attack. 6. Penetrates enemy defenses. 7. Destroys equipment and supplies. 8. Inflicts heavy casualties. 9. Isolates the combat service support (CSS) base by blocking reinforcements. 10. Forces enemy units to displace. 11. Avoids being fixed in one position. 12. Withdraws before the CSS base is reinforced with tactical combat forces.

**TASK:** Conduct Air Attacks (5-OPFOR-0002)

**CONDITION:** The opposing forces (OPFOR) element in the rear area has forwarded the positions of the enemy support sites or the locations of moving elements. The OPFOR aircraft have been dispatched to attack enemy installations or convoys.

**STANDARD:** The OPFOR element attempts to delay, disrupt, or damage the enemy targets by air. 1. Locates the target (support sites or convoys). 2. Makes attack runs on the designated targets. 3. Inflicts heavy damage to the selected target. 4. Sustains no loss of aircraft. 5. Delays moving the force for more than one hour.

**ELEMENT:** Company Headquarters**TASK:** Take Active Combined Arms Air Defense Measures Against Hostile Aerial Platforms (44-1-C221.05-T01A)

(FM 44-100)

(FM 44-64)

(FM 44-8)

(FM 44-80)

**ITERATION:** 1 2 3 4 5 M (Circle)**COMMANDER/LEADER ASSESSMENT:** T P U (Circle)

**CONDITIONS:** The element receives an early warning of aerial platforms (rotary-wing, fixed-wing, and unmanned aerial vehicles [UAVs]) in the area. Unit personnel detect unknown or hostile aerial platforms (rotary-wing, fixed-wing, and UAVs). The element is in a tactical position. The weapon control status (WCS) is WEAPONS TIGHT. Some iterations of this task should be performed in MOPP4.

**TASK STANDARDS:** The element destroys or forces attacking aerial platforms (rotary-wing, fixed-wing, and UAVs) away from friendly positions. The time required to perform this task is increased when conducting it in mission-oriented protection posture (MOPP) 4 or blackout conditions.

TASK STEPS AND PERFORMANCE MEASURES	GO	NO-GO
<p>* 1. Leaders direct combined arms air defense measures against the hostile aerial platforms not attacking a stationary unit.</p> <ul style="list-style-type: none"> <li>a. Gave the air attack alarm.</li> <li>b. Organized the element to defensive positions.</li> <li>c. Ordered a search of the assigned sectors for aerial platforms.</li> <li>d. Identified and reported the presence of aerial platforms in the area and sent priority intelligence requirements (PIR) to the higher headquarters (HQ).</li> </ul> <p>NOTE: When making the decision of whether or not to fire at nonattacking hostile aerial platforms with small arms, consider the assigned mission and the tactical situation. The element must positively and visually identify aerial platforms before engaging with small arms, unless the aircraft is committing a hostile act.</p> <p>DANGER: MUNITIONS CANNOT DISTINGUISH BETWEEN FRIEND AND FOE. REVIEW ALL AIRSPACE CONTROL MEASURES. PERFORM ALL PRECAUTIONARY MEASURES TO ENSURE THAT THE MUNITIONS YOU FIRE DO NOT CAUSE INJURY OR DEATH TO FRIENDLY FORCES OR DAMAGE TO ALLIED EQUIPMENT. EVEN COMPUTERIZED SYSTEMS REQUIRE CLOSE OBSERVATION.</p> <ul style="list-style-type: none"> <li>e. Made the engagement decision.</li> <li>f. Engaged the element in attacking the aerial platforms with all available small arms, such as rifles and machine guns.</li> </ul> <p>NOTE: Expect the firing signature from small arms to disclose the element's position.</p> <ul style="list-style-type: none"> <li>g. Performed all precautionary measures to ensure that no fratricide occurred during the engagement.</li> <li>h. Directed soldiers to reload weapons following the engagement.</li> <li>i. Sent the PIR to the higher HQ.</li> </ul>		

TASK STEPS AND PERFORMANCE MEASURES	GO	NO-GO																		
<p>NOTES:</p> <ol style="list-style-type: none"> <li>1. Aim points for propeller-driven aircraft are the same as for helicopters.</li> <li>2. Select the aim points in football field lengths: one football field equals about 91 meters.</li> <li>3. Once the lead distance is estimated, the riflemen and machine gunners aim and fire their weapons at the aim point until the aircraft has flown past that point. Maintain the aim point, not the lead distance. The weapon should not move once the firing cycle starts.</li> <li>4. Establish preselected aim points when the unit is in a static position.</li> <li>5. Accuracy in relation to target hits is not necessary. Accuracy in relation to the aim point is necessary. Volume fire, a coordinated, high volume of fire that the aircraft has to fly through, will achieve the desired results.</li> </ol> <p>TYPE OF AERIAL PLATFORMS      COURSE      AIM POINT</p> <table border="0"> <tr> <td>Jet/cruise missile</td><td>Crossing</td><td>Two football fields in front of aerial platform nose</td></tr> <tr> <td>Jet/cruise missile</td><td>Overhead</td><td>Two football fields in front of aerial platform nose</td></tr> <tr> <td>Jet/cruise missile</td><td>Directly at you</td><td>Slightly above aerial platform nose</td></tr> <tr> <td>Helicopter/UAV</td><td>Crossing</td><td>One-half football field in front of aerial platform nose</td></tr> <tr> <td>Helicopter/UAV</td><td>Directly at you</td><td>Slightly above helicopter/UAV body</td></tr> <tr> <td>Helicopter/UAV</td><td>Hovering</td><td>Slightly above helicopter/UAV body</td></tr> </table> <p>j. Evaluated the situation and moved the unit's position as directed by the unit commander.</p> <p>* 2. Leaders direct small-arms air defense measures against hostile aerial platforms not attacking a moving target.</p> <ol style="list-style-type: none"> <li>a. Gave the air attack alarm.</li> <li>b. Dispersed vehicles laterally and in-depth or had the vehicle operators continue to move the unit.</li> <li>c. Moved vehicles to covered and concealed positions. All personnel not assigned crew-served weapons dismounted and prepared to engage the aircraft or increased dispersion.</li> <li>d. Engaged nonattacking aircraft only as directed.</li> <li>e. Identified threat aerial platforms visually.</li> <li>f. Reported all aerial platforms' actions to the higher HQ.</li> <li>g. Prepared the element to engage on orders of the senior leader.</li> <li>h. Engaged the element (when ordered to do so by the senior leader) in attacking the aerial platforms with all available small arms.</li> <li>i. Directed soldiers to reload weapons following the engagement.</li> </ol> <p>* 3. Leaders direct combined arms air defense measures against aerial platforms attacking a stationary unit.</p> <ol style="list-style-type: none"> <li>a. Gave the air attack alarm.</li> <li>b. Engaged all available personnel immediately in attacking the aerial platforms per the tactical standing operating procedure (TACSOP).</li> <li>c. Directed soldiers to reload weapons following the engagement.</li> <li>d. Ensured that soldiers assigned to observation posts (OPs) continued to scan their assigned sectors.</li> <li>e. Reported any aircraft action to higher HQ.</li> <li>f. Reported any casualties to higher HQ.</li> <li>g. Evaluated the situation and moved the element's position as directed by the tactical situation or the TACSOP.</li> </ol>	Jet/cruise missile	Crossing	Two football fields in front of aerial platform nose	Jet/cruise missile	Overhead	Two football fields in front of aerial platform nose	Jet/cruise missile	Directly at you	Slightly above aerial platform nose	Helicopter/UAV	Crossing	One-half football field in front of aerial platform nose	Helicopter/UAV	Directly at you	Slightly above helicopter/UAV body	Helicopter/UAV	Hovering	Slightly above helicopter/UAV body		
Jet/cruise missile	Crossing	Two football fields in front of aerial platform nose																		
Jet/cruise missile	Overhead	Two football fields in front of aerial platform nose																		
Jet/cruise missile	Directly at you	Slightly above aerial platform nose																		
Helicopter/UAV	Crossing	One-half football field in front of aerial platform nose																		
Helicopter/UAV	Directly at you	Slightly above helicopter/UAV body																		
Helicopter/UAV	Hovering	Slightly above helicopter/UAV body																		

TASK STEPS AND PERFORMANCE MEASURES	GO	NO-GO
<p>* 4. The element leader or noncommissioned officers (NCOs) direct small-arms air defense measures during the convoy movement.</p> <ul style="list-style-type: none"> <li>a. Alerted vehicle commanders of an impending attack.</li> <li>b. Dispersed vehicles alternately to the shoulders of the road or off the road if possible. Turned to covered and concealed positions, if the terrain permitted.</li> <li>c. Maintained vehicle intervals or increased the interval or dispersion by using evasive driving techniques.</li> <li>d. Ordered the element to dismount and take up firing positions.</li> <li>e. Prepared personnel to fire on the orders of the senior individual present or automatically returned fire (per engagement procedures) if an aircraft was attacking.</li> <li>f. Identified aerial platforms.</li> <li>g. Engaged the element in attacking aerial platforms with all available small arms, such as rifles and machine guns.</li> <li>h. Directed soldiers to reload weapons following the engagement.</li> <li>i. Reported the attack and submitted the PIR to higher HQ.</li> <li>j. Reported any casualties to higher HQ.</li> </ul>		

TASK PERFORMANCE / EVALUATION SUMMARY BLOCK							
ITERATION	1	2	3	4	5	M	TOTAL
TOTAL TASK STEPS EVALUATED							
TOTAL TASK STEPS "GO"							
TRAINING STATUS "GO"/"NO-GO"							

"\*" indicates a leader task step.

**SUPPORTING INDIVIDUAL TASKS: NONE**

**SUPPORTING COLLECTIVE TASKS: NONE**

#### OPFOR TASKS AND STANDARDS

**TASK:** Surrender to the Capturing Unit on the Battlefield (5-OPFOR-0024)

**CONDITION:** The enemy has captured the opposing forces (OPFOR) element's soldiers, documents, and equipment sensitive to the OPFOR tactical operations.

**STANDARD:** The OPFOR soldiers retain or destroy documents and equipment. The OPFOR element surrenders documents and equipment of no tactical use to the enemy and attempts to conceal or destroy items of tactical value. The OPFOR element attempts escape and evasion. 1. Prevents the successful capture of documents and equipment. 2. Destroys documents and equipment. 3. Removes identifying markings from equipment. 4. Removes unit-identifying insignia. 5. Provides misleading information. 6. Plans an escape. 7. Delays movement to the nearest collection point. 8. Prevents safeguarding of enemy prisoners of war (EPWs) in order to cause embarrassment to the United States (US).

**TASK:** Disrupt a Route Reconnaissance (5-OPFOR-0021)

**CONDITION:** The enemy is conducting a route reconnaissance. The opposing forces (OPFOR) element is positioned along the enemy's route.

**STANDARD:** The OPFOR element attempts to disrupt a squad/section conducting a route reconnaissance. 1. Prevents the unit from meeting its specified time schedule. 2. Forces the unit to deviate from its specified route. 3. Prevents the unit from reaching its assigned destination. 4. Surprises the squad/section. 5. Inflicts casualties on the unit.

**TASK:** Conduct an Attack (5-OPFOR-0008)

**CONDITION:** The enemy is conducting tactical operations. The opposing forces (OPFOR) element receives orders to attack the enemy, the area of occupation, or the main supply route (MSR) with smoke.

**STANDARD:** The OPFOR element disrupts the enemy's movement and smoke operations. 1. Determines the delivery method of the smoke attack. 2. Locates the target. 3. Delivers the smoke attack downwind. 4. Attacks the enemy with smoke, and surge attacks when the enemy responds to the smoke.

**TASK:** Conduct a Raid (5-OPFOR-0004)

**CONDITION:** The opposing forces (OPFOR) element has occupied an objective rally point and has orders to conduct a raid on a combat service support (CSS) base.

**STANDARD:** The OPFOR element infiltrates the enemy's base and destroys all of the targets. 1. Surprises the enemy forces. 2. Assaults the support base and accomplishes the assigned tasks. 3. Destroys the specified equipment and supplies. 4. Avoids being decisively engaged. 5. Withdraws all personnel from the objective areas within the time prescribed. 6. Obtains all priority intelligence requirements (PIR) from the raid site. 7. Sustains only light casualties from enemy fire.

**TASK:** Conduct an Aerial Reconnaissance (5-OPFOR-0010)

**CONDITION:** The opposing forces (OPFOR) headquarters (HQ) element requires intelligence on the locations and identification of enemy elements. An aircraft is dispatched to take photographs and make a visual inspection of the enemy rear area.

**STANDARD:** The OPFOR element gathers photograph intelligence of the enemy. 1. Photographs the assigned sectors. 2. Makes quick visual checks where the ceiling is low. 3. Locates enemy positions in the area, particularly support and storage bases, and command and control (C2) facilities. 4. Sustains no loss of aircraft. 5. Reports priority intelligence requirements (PIR) and other information requirements to the OPFOR HQ.

**TASK:** Defeat Obstacles (5-OPFOR-0009)

**CONDITION:** The opposing forces (OPFOR) element encounters an obstacle that blocks the avenue of approach as it advances upon the enemy forces.

**STANDARD:** The OPFOR element bypasses or breaches the enemy obstacle. 1. Detects the obstacle before halting its main body. 2. Defeats the obstacle. a. Bypasses the obstacle without entering the engagement areas. b. Breaches the obstacle within 45 minutes and passes its entire force through the obstacle. 3. Does not incur degradation to the point that the mission must be discontinued.

**TASK:** Disrupt Construction of Vehicle Fighting Positions (5-OPFOR-0020)

**CONDITION:** The opposing forces (OPFOR) element has located the enemy. The priority intelligence requirements (PIR) and other intelligence obtained by OPFOR patrols indicate the enemy is constructing vehicle fighting positions within its defensive area. The OPFOR element has automatic and antiarmor weapons and light mortars.

**STANDARD:** The OPFOR element attempts to disrupt the enemy's efforts to establish vehicle fighting positions. 1. Locates the defensive area. 2. Surprises the main body. 3. Penetrates the defensive area with squad-size probes. 4. Inflicts casualties on the unit. 5. Destroys vehicles. 6. Disrupts the unit's preparations (prevents or delays beyond the unit's allotted time).

**TASK:** Disrupt an Engineer Reconnaissance (5-OPFOR-0022)

**CONDITION:** The enemy is conducting an engineer reconnaissance. The opposing forces (OPFOR) element is positioned along the enemy's route.

**STANDARD:** The OPFOR element disrupts an engineer reconnaissance. 1. Prevents the unit from meeting its specified time schedule. 2. Forces the unit to deviate from its specified route. 3. Prevents the unit from accomplishing its assigned engineer reconnaissance. 4. Surprises the unit conducting the reconnaissance.

**TASK:** Defend a Minefield (5-OPFOR-0023)

**CONDITION:** The enemy is conducting a minefield sweeping operation. The opposing forces (OPFOR) element has a minefield placed in the enemy's path. The minefield is under constant observation and fire.

**STANDARD:** The OPFOR element defends a minefield against an enemy element conducting a minefield sweeping operation. 1. Prevents the unit from detecting the obstacle. 2. Disrupts the minefield sweeping operation. 3. Prevents the unit from conducting the minefield sweeping operation, prevents the unit from moving all personnel through the breach or delays the completion of the minefield sweeping operation for more than 45 minutes.

**TASK:** Conduct Terrorist and Saboteur Attacks (5-OPFOR-0005)

**CONDITION:** The opposing forces (OPFOR) element dispatches small teams into the enemy's rear area to disrupt combat service support (CSS) operations.

**STANDARD:** The enemy sustains disrupted command and control (C2), destroyed equipment and supplies, and light casualties. 1. Locates rear support bases and C2 facilities. 2. Delays and disrupts CSS operations through probes. 3. Infiltrates CSS bases to conduct sabotage and terrorist activities. 4. Inflicts light casualties. 5. Destroys supplies and equipment.

**TASK:** Conduct Sniper Operations (5-OPFOR-0006)

**CONDITION:** The opposing forces (OPFOR) element has assigned snipers (regular or irregular elements) in the enemy's rear area along the main supply route (MSR) and near support sites.

**STANDARD:** The OPFOR element kills or wounds targets. 1. Sets up a well-concealed location. 2. Engages vehicle drivers or personnel on foot with short bursts of semiautomatic fire. 3. Kills or wounds selected targets. 4. Prevents the position from being discovered by enemy forces. 5. Evacuates the area without being spotted. 6. Reports all specified priority intelligence requirements (PIR) and other intelligence requirements to the OPFOR headquarters (HQ).

**TASK:** Maintain Contact (5-OPFOR-0003)

**CONDITION:** The opposing forces (OPFOR) element is engaged with enemy base defense forces. The enemy forces are withdrawing under pressure.



**STANDARD:** The OPFOR element maintains enemy contact while the enemy withdraws. 1. Engages the enemy forces decisively. 2. Advances the OPFOR as the enemy forces withdraw. 3. Inflicts heavy casualties. 4. Captures the members of the enemy force. 5. Captures documents and equipment. 6. Safeguards captured documents, equipment, and personnel.

**TASK:** Conduct an Ambush (5-OPFOR-0007)

**CONDITION:** The enemy is moving in a convoy. The opposing forces (OPFOR) element is positioned along the enemy's route.

**STANDARD:** The OPFOR element inflicts casualties on the enemy and causes vehicle and equipment damage. 1. Prepares an ambush site before the element arrives. 2. Surprises march element forces. 3. Inflicts heavy casualties within the designated kill zone. 4. Inflicts heavy damage to vehicles and equipment within the designated kill zone. 5. Delays the march element from reaching a specified destination for a specified period of time. 6. Withdraws on order. 7. Sustains no casualties. 8. Reports actions to superiors.

**TASK:** Disrupt a Net Control Station (NCS) (5-OPFOR-0019)

**CONDITION:** The enemy has established a NCS. The opposing forces (OPFOR) element has radio and jamming equipment.

**STANDARD:** The OPFOR element attempts to disrupt an NCS. 1. Attempts to locate the radio frequency that the unit is operating on. 2. Attempts to enter the radio net. 3. Attempts to issue "bogus" orders to a unit on the net. 4. Jams the radio frequency and forces the unit to go to an alternate frequency.

**TASK:** Disrupt Defensive Preparations (5-OPFOR-0018)

**CONDITION:** The opposing forces (OPFOR) element has located the enemy. Priority intelligence requirements (PIR) and other intelligence requirements obtained by OPFOR patrols indicate that the enemy elements are establishing defensive positions. The OPFOR element has automatic and antiarmor weapons and light mortars.

**STANDARD:** The OPFOR element disrupts and delays the enemy's defensive preparations. 1. Locates and penetrates the enemy's security system. 2. Forces the enemy to delay defensive preparations. 3. Disrupts the enemy's obstacle preparations.

**TASK:** Disrupt Enemy Movement and Operations Using Tactical Nuclear Weapons (5-OPFOR-0016)

**CONDITION:** The opposing forces (OPFOR) element has located the enemy. Priority intelligence requirements (PIR) and other intelligence requirements have been obtained by OPFOR patrols. Tactical nuclear weapons are employed against key locations in the rear area.

**STANDARD:** The OPFOR element disrupts enemy movement and operations. 1. Disrupts or delays the movement of the enemy's equipment and supplies to the forward areas. 2. Destroys enemy equipment and supplies. 3. Inflicts a high rate of nuclear casualties among the enemy forces. 4. Denies the enemy the use of specified areas. 5. Contaminates the enemy's equipment and supplies.

**TASK:** Disrupt Quartering Party Operations (5-OPFOR-0017)

**CONDITION:** The enemy is conducting quartering party operations. It has established an assembly area (AA) but has not moved in the main body.

**STANDARD:** The opposing forces (OPFOR) element attempts to disrupt quartering party operations and infiltrate the enemy's AA. 1. Locates the quartering party and the AA. 2. Surprises the main body. 3. Penetrates the AA with squad-size probes. 4. Inflicts personnel casualties and vehicle damage. 5. Disrupts the unit's preparations (prevents or delays beyond the unit's allotted time).

**TASK:** Disrupt Enemy Movement and Operations Using Persistent and Nonpersistent Chemical Weapons (5-OPFOR-0015)

**CONDITION:** The opposing forces (OPFOR) element has located the enemy. Priority intelligence requirements (PIR) and other intelligence requirements have been obtained by OPFOR patrols. The OPFOR units deliver chemical agents, by means of conventional artillery weapons or aircraft, along selected supply routes and key bases in the rear area.

**STANDARD:** The OPFOR element disrupts enemy movement and operations using persistent and nonpersistent chemical weapons. 1. Delivers chemical agents in low and densely wooded areas. 2. Delays the movement of enemy supplies and equipment to the forward areas. 3. Restricts the movement of the enemy units in the rear area. 4. Channels the movement of enemy units into predesignated ambush areas. 5. Contaminates enemy supplies and equipment. 6. Inflicts a high rate of casualties on enemy forces.

**TASK:** Disrupt Movement (5-OPFOR-0014)

**CONDITION:** The enemy is expected to move through the opposing forces (OPFOR) element's area of operations. The OPFOR element has received an operation order (OPORD) or fragmentary order (FRAGO) to disrupt enemy movement. The enemy has the capability to defend with direct fire and antiarmor weapons.

**STANDARD:** The OPFOR element delays enemy movement. 1. Delays the element. 2. Forces the element to deviate from its route. 3. Prevents the element from reaching its destination. 4. Surprises the element's main body.

**TASK:** Counter Passage of Lines (5-OPFOR-0012)

**CONDITION:** Enemy forces are in defensive positions, but they are expected to attempt passage-of-lines operations. The opposing forces (OPFOR) received orders to disrupt enemy passage-of-lines operations.

**STANDARD:** The OPFOR element delays or prevents enemy passage of lines. 1. Delays the passage. 2. Prevents the company from moving all personnel through the stationary unit. 3. Engages the main body of either the moving or the stationary unit.

**TASK:** Disrupt Assembly Area (AA) Activities (5-OPFOR-0013)

**CONDITION:** Intelligence reports indicate that platoon- and company-size enemy units are operating in the opposing forces (OPFOR) area of operations. Enemy units can defend from AAs with direct fire, antiarmor weapons, and indirect fire. The enemy has close air support (CAS) and nuclear, biological, and chemical (NBC) capabilities.

**STANDARD:** The OPFOR element locates and disrupts the enemy's AA activities. 1. Locates the element's AA. 2. Probes the AA with squad- or team-size elements. 3. Inflicts more than 5 percent casualties on the element. 4. Disrupts the element's preparations (prevents or delays beyond the element's allotted time).

**TASK:** Attack (5-OPFOR-0001)

**CONDITION:** The opposing forces (OPFOR) element has located the enemy. The priority intelligence requirements (PIR) and other intelligence requirements have been obtained by OPFOR patrols. The OPFOR element has automatic and antiarmor weapons and light mortars.

**STANDARD:** The OPFOR element attempts to seize the terrain, vehicles, or equipment. 1. Develops an attack plan. 2. Surprises the enemy unit's main body. 3. Initiates the attack using a scheme of maneuver that exploits the enemy's flanks, gaps, and weaknesses. 4. Uses covered and concealed routes to approach the enemy forces' flanks, gaps, or weakly held areas. 5. Employs indirect fire to support the attack. 6. Penetrates enemy defenses. 7. Destroys equipment and supplies. 8. Inflicts heavy casualties. 9. Isolates the combat service support (CSS) base by blocking reinforcements. 10. Forces enemy units to displace. 11. Avoids being fixed in one position. 12. Withdraws before the CSS base is reinforced with tactical combat forces.

**TASK:** Conduct Air Attacks (5-OPFOR-0002)

**CONDITION:** The opposing forces (OPFOR) element in the rear area has forwarded the positions of the enemy support sites or the locations of moving elements. The OPFOR aircraft have been dispatched to attack enemy installations or convoys.

**STANDARD:** The OPFOR element attempts to delay, disrupt, or damage the enemy targets by air. 1. Locates the target (support sites or convoys). 2. Makes attack runs on the designated targets. 3. Inflicts heavy damage to the selected target. 4. Sustains no loss of aircraft. 5. Delays moving the force for more than one hour.

**ELEMENTS:** Company Headquarters  
 Three Combat Mobility Platoons  
 Nine Combat Engineer Squads  
 Mobility Support Platoon  
 Three Mobility Sections

**TASK:** Perform Risk Management Procedures (71-2-0326.05-T01A)  
 (AR 385-10) (FM 25-100) (FM 3-0)

**ITERATION:** 1 2 3 4 5 M (Circle)

**COMMANDER/LEADER ASSESSMENT:** T P U (Circle)

**CONDITIONS:** The element is deployed performing its combat mission. Some iterations of this task should be performed in MOPP4.

**TASK STANDARDS:** All leaders and soldiers are aware of all potential safety problems inherent in the conduct of the task. The element trains to standard and does not take shortcuts that endanger element members. All risks taken are necessary to accomplish the training objectives. Appropriate measures are taken to minimize risks. The time required to perform this task is increased when conducting it in mission-oriented protection posture (MOPP) 4.

TASK STEPS AND PERFORMANCE MEASURES	GO	NO-GO
<p>* 1. The commander identifies the risk or safety hazards.</p> <ul style="list-style-type: none"> <li>a. Analyzed the operation plan (OPLAN), the fragmentary order (FRAGO), and the operation order (OPORD) for specified and implied missions (tasks).</li> <li>b. Integrated safety into every phase of the planning process.</li> <li>c. Assessed the risks before issuing a FRAGO when the mission or conditions changed.</li> </ul> <p>* 2. Leaders evaluate the risk or safety hazards identified in the operation.</p> <ul style="list-style-type: none"> <li>a. Compared the risk to the acceptable level of risk in the commander's intent, based on the stated training objective.</li> <li>b. Determined the likelihood of equipment and personnel losses from accidents.</li> <li>c. Described the operation in terms of high, medium, or low risk.</li> <li>d. Prepared courses of action (COAs) that minimized accidental losses.</li> </ul> <p>* 3. The commander (or leaders) eliminates or reduces the risk or safety hazards.</p> <ul style="list-style-type: none"> <li>a. Chose a COA that maximized the operation and minimized the risk.</li> <li>b. Developed procedures that reduced the risk or safety hazards.</li> <li>c. Prescribed the safety or protective equipment.</li> <li>d. Briefed the elements before all operations.</li> </ul> <p>4. The element carries out the safety procedures.</p> <ul style="list-style-type: none"> <li>a. Received safety briefings before all operations.</li> <li>b. Practiced the safety procedures during all mission rehearsals.</li> <li>c. Made on-the-spot safety corrections.</li> </ul> <p>NOTES:</p> <ul style="list-style-type: none"> <li>1. Safety is a part of realism--and realism includes building safety into the training so that safe practices, which eliminate accidents, become second nature during war (refer to Field Manual [FM] 25-100).</li> <li>2. FM 3-0 emphasizes the need for boldness and that commanders must take "risks and tenaciously press soldiers and systems" as an imperative of the Air Land Battle. However, such an imperative is founded on the premise that protecting the force to</li> </ul>		

TASK STEPS AND PERFORMANCE MEASURES	GO	NO-GO
the maximum extent possible ensures winning the battle. Formally, risk is an expression of possible loss over a specific period of time or number of operational cycles as defined by the Center for Army Safety.		

TASK PERFORMANCE / EVALUATION SUMMARY BLOCK							
ITERATION	1	2	3	4	5	M	TOTAL
TOTAL TASK STEPS EVALUATED							
TOTAL TASK STEPS "GO"							
TRAINING STATUS "GO"/"NO-GO"							

"\*\*" indicates a leader task step.

**SUPPORTING INDIVIDUAL TASKS: NONE**

**SUPPORTING COLLECTIVE TASKS: NONE**

#### OPFOR TASKS AND STANDARDS

**TASK:** Surrender to the Capturing Unit on the Battlefield (5-OPFOR-0024)

**CONDITION:** The enemy has captured the opposing forces (OPFOR) element's soldiers, documents, and equipment sensitive to the OPFOR tactical operations.

**STANDARD:** The OPFOR soldiers retain or destroy documents and equipment. The OPFOR element surrenders documents and equipment of no tactical use to the enemy and attempts to conceal or destroy items of tactical value. The OPFOR element attempts escape and evasion. 1. Prevents the successful capture of documents and equipment. 2. Destroys documents and equipment. 3. Removes identifying markings from equipment. 4. Removes unit-identifying insignia. 5. Provides misleading information. 6. Plans an escape. 7. Delays movement to the nearest collection point. 8. Prevents safeguarding of enemy prisoners of war (EPWs) in order to cause embarrassment to the United States (US).

**TASK:** Disrupt a Route Reconnaissance (5-OPFOR-0021)

**CONDITION:** The enemy is conducting a route reconnaissance. The opposing forces (OPFOR) element is positioned along the enemy's route.

**STANDARD:** The OPFOR element attempts to disrupt a squad/section conducting a route reconnaissance. 1. Prevents the unit from meeting its specified time schedule. 2. Forces the unit to deviate from its specified route. 3. Prevents the unit from reaching its assigned destination. 4. Surprises the squad/section. 5. Inflicts casualties on the unit.

**TASK:** Conduct an Attack (5-OPFOR-0008)

**CONDITION:** The enemy is conducting tactical operations. The opposing forces (OPFOR) element receives orders to attack the enemy, the area of occupation, or the main supply route (MSR) with smoke.

**STANDARD:** The OPFOR element disrupts the enemy's movement and smoke operations. 1. Determines the delivery method of the smoke attack. 2. Locates the target. 3. Delivers the smoke attack downwind. 4. Attacks the enemy with smoke, and surge attacks when the enemy responds to the smoke.

**TASK:** Conduct a Raid (5-OPFOR-0004)

**CONDITION:** The opposing forces (OPFOR) element has occupied an objective rally point and has orders to conduct a raid on a combat service support (CSS) base.

**STANDARD:** The OPFOR element infiltrates the enemy's base and destroys all of the targets. 1. Surprises the enemy forces. 2. Assaults the support base and accomplishes the assigned tasks. 3. Destroys the specified equipment and supplies. 4. Avoids being decisively engaged. 5. Withdraws all personnel from the objective areas within the time prescribed. 6. Obtains all priority intelligence requirements (PIR) from the raid site. 7. Sustains only light casualties from enemy fire.

**TASK:** Conduct an Aerial Reconnaissance (5-OPFOR-0010)

**CONDITION:** The opposing forces (OPFOR) headquarters (HQ) element requires intelligence on the locations and identification of enemy elements. An aircraft is dispatched to take photographs and make a visual inspection of the enemy rear area.

**STANDARD:** The OPFOR element gathers photograph intelligence of the enemy. 1. Photographs the assigned sectors. 2. Makes quick visual checks where the ceiling is low. 3. Locates enemy positions in the area, particularly support and storage bases, and command and control (C2) facilities. 4. Sustains no loss of aircraft. 5. Reports priority intelligence requirements (PIR) and other information requirements to the OPFOR HQ.

**TASK:** Defeat Obstacles (5-OPFOR-0009)

**CONDITION:** The opposing forces (OPFOR) element encounters an obstacle that blocks the avenue of approach as it advances upon the enemy forces.

**STANDARD:** The OPFOR element bypasses or breaches the enemy obstacle. 1. Detects the obstacle before halting its main body. 2. Defeats the obstacle. a. Bypasses the obstacle without entering the engagement areas. b. Breaches the obstacle within 45 minutes and passes its entire force through the obstacle. 3. Does not incur degradation to the point that the mission must be discontinued.

**TASK:** Disrupt Construction of Vehicle Fighting Positions (5-OPFOR-0020)

**CONDITION:** The opposing forces (OPFOR) element has located the enemy. The priority intelligence requirements (PIR) and other intelligence obtained by OPFOR patrols indicate the enemy is constructing vehicle fighting positions within its defensive area. The OPFOR element has automatic and antiarmor weapons and light mortars.

**STANDARD:** The OPFOR element attempts to disrupt the enemy's efforts to establish vehicle fighting positions. 1. Locates the defensive area. 2. Surprises the main body. 3. Penetrates the defensive area with squad-size probes. 4. Inflicts casualties on the unit. 5. Destroys vehicles. 6. Disrupts the unit's preparations (prevents or delays beyond the unit's allotted time).

**TASK:** Disrupt an Engineer Reconnaissance (5-OPFOR-0022)

**CONDITION:** The enemy is conducting an engineer reconnaissance. The opposing forces (OPFOR) element is positioned along the enemy's route.

**STANDARD:** The OPFOR element disrupts an engineer reconnaissance. 1. Prevents the unit from meeting its specified time schedule. 2. Forces the unit to deviate from its specified route. 3. Prevents the unit from accomplishing its assigned engineer reconnaissance. 4. Surprises the unit conducting the reconnaissance.

**TASK:** Defend a Minefield (5-OPFOR-0023)

**CONDITION:** The enemy is conducting a minefield sweeping operation. The opposing forces (OPFOR) element has a minefield placed in the enemy's path. The minefield is under constant observation and fire.

**STANDARD:** The OPFOR element defends a minefield against an enemy element conducting a minefield sweeping operation. 1. Prevents the unit from detecting the obstacle. 2. Disrupts the minefield sweeping operation. 3. Prevents the unit from conducting the minefield sweeping operation, prevents the unit from moving all personnel through the breach or delays the completion of the minefield sweeping operation for more than 45 minutes.

**TASK:** Conduct Terrorist and Saboteur Attacks (5-OPFOR-0005)

**CONDITION:** The opposing forces (OPFOR) element dispatches small teams into the enemy's rear area to disrupt combat service support (CSS) operations.

**STANDARD:** The enemy sustains disrupted command and control (C2), destroyed equipment and supplies, and light casualties. 1. Locates rear support bases and C2 facilities. 2. Delays and disrupts CSS operations through probes. 3. Infiltrates CSS bases to conduct sabotage and terrorist activities. 4. Inflicts light casualties. 5. Destroys supplies and equipment.

**TASK:** Conduct Sniper Operations (5-OPFOR-0006)

**CONDITION:** The opposing forces (OPFOR) element has assigned snipers (regular or irregular elements) in the enemy's rear area along the main supply route (MSR) and near support sites.

**STANDARD:** The OPFOR element kills or wounds targets. 1. Sets up a well-concealed location. 2. Engages vehicle drivers or personnel on foot with short bursts of semiautomatic fire. 3. Kills or wounds selected targets. 4. Prevents the position from being discovered by enemy forces. 5. Evacuates the area without being spotted. 6. Reports all specified priority intelligence requirements (PIR) and other intelligence requirements to the OPFOR headquarters (HQ).

**TASK:** Maintain Contact (5-OPFOR-0003)

**CONDITION:** The opposing forces (OPFOR) element is engaged with enemy base defense forces. The enemy forces are withdrawing under pressure.

**STANDARD:** The OPFOR element maintains enemy contact while the enemy withdraws. 1. Engages the enemy forces decisively. 2. Advances the OPFOR as the enemy forces withdraw. 3. Inflicts heavy casualties. 4. Captures the members of the enemy force. 5. Captures documents and equipment. 6. Safeguards captured documents, equipment, and personnel.

**TASK:** Conduct an Ambush (5-OPFOR-0007)

**CONDITION:** The enemy is moving in a convoy. The opposing forces (OPFOR) element is positioned along the enemy's route.

**STANDARD:** The OPFOR element inflicts casualties on the enemy and causes vehicle and equipment damage. 1. Prepares an ambush site before the element arrives. 2. Surprises march element forces. 3. Inflicts heavy casualties within the designated kill zone. 4. Inflicts heavy damage to vehicles and equipment within the designated kill zone. 5. Delays the march element from reaching a specified destination for a specified period of time. 6. Withdraws on order. 7. Sustains no casualties. 8. Reports actions to superiors.

**TASK:** Disrupt a Net Control Station (NCS) (5-OPFOR-0019)

**CONDITION:** The enemy has established a NCS. The opposing forces (OPFOR) element has radio and jamming equipment.

**STANDARD:** The OPFOR element attempts to disrupt an NCS. 1. Attempts to locate the radio frequency that the unit is operating on. 2. Attempts to enter the radio net. 3. Attempts to issue "bogus" orders to a unit on the net. 4. Jams the radio frequency and forces the unit to go to an alternate frequency.

**TASK:** Disrupt Defensive Preparations (5-OPFOR-0018)

**CONDITION:** The opposing forces (OPFOR) element has located the enemy. Priority intelligence requirements (PIR) and other intelligence requirements obtained by OPFOR patrols indicate that the enemy elements are establishing defensive positions. The OPFOR element has automatic and antiarmor weapons and light mortars.

**STANDARD:** The OPFOR element disrupts and delays the enemy's defensive preparations. 1. Locates and penetrates the enemy's security system. 2. Forces the enemy to delay defensive preparations. 3. Disrupts the enemy's obstacle preparations.

**TASK:** Disrupt Enemy Movement and Operations Using Tactical Nuclear Weapons (5-OPFOR-0016)

**CONDITION:** The opposing forces (OPFOR) element has located the enemy. Priority intelligence requirements (PIR) and other intelligence requirements have been obtained by OPFOR patrols. Tactical nuclear weapons are employed against key locations in the rear area.

**STANDARD:** The OPFOR element disrupts enemy movement and operations. 1. Disrupts or delays the movement of the enemy's equipment and supplies to the forward areas. 2. Destroys enemy equipment and supplies. 3. Inflicts a high rate of nuclear casualties among the enemy forces. 4. Denies the enemy the use of specified areas. 5. Contaminates the enemy's equipment and supplies.

**TASK:** Disrupt Quartering Party Operations (5-OPFOR-0017)

**CONDITION:** The enemy is conducting quartering party operations. It has established an assembly area (AA) but has not moved in the main body.

**STANDARD:** The opposing forces (OPFOR) element attempts to disrupt quartering party operations and infiltrate the enemy's AA. 1. Locates the quartering party and the AA. 2. Surprises the main body. 3. Penetrates the AA with squad-size probes. 4. Inflicts personnel casualties and vehicle damage. 5. Disrupts the unit's preparations (prevents or delays beyond the unit's allotted time).

**TASK:** Disrupt Enemy Movement and Operations Using Persistent and Nonpersistent Chemical Weapons (5-OPFOR-0015)

**CONDITION:** The opposing forces (OPFOR) element has located the enemy. Priority intelligence requirements (PIR) and other intelligence requirements have been obtained by OPFOR patrols. The OPFOR units deliver chemical agents, by means of conventional artillery weapons or aircraft, along selected supply routes and key bases in the rear area.



**STANDARD:** The OPFOR element disrupts enemy movement and operations using persistent and nonpersistent chemical weapons. 1. Delivers chemical agents in low and densely wooded areas. 2. Delays the movement of enemy supplies and equipment to the forward areas. 3. Restricts the movement of the enemy units in the rear area. 4. Channels the movement of enemy units into predesignated ambush areas. 5. Contaminates enemy supplies and equipment. 6. Inflicts a high rate of casualties on enemy forces.

**TASK:** Disrupt Movement (5-OPFOR-0014)

**CONDITION:** The enemy is expected to move through the opposing forces (OPFOR) element's area of operations. The OPFOR element has received an operation order (OPORD) or fragmentary order (FRAGO) to disrupt enemy movement. The enemy has the capability to defend with direct fire and antiarmor weapons.

**STANDARD:** The OPFOR element delays enemy movement. 1. Delays the element. 2. Forces the element to deviate from its route. 3. Prevents the element from reaching its destination. 4. Surprises the element's main body.

**TASK:** Counter Passage of Lines (5-OPFOR-0012)

**CONDITION:** Enemy forces are in defensive positions, but they are expected to attempt passage-of-lines operations. The opposing forces (OPFOR) received orders to disrupt enemy passage-of-lines operations.

**STANDARD:** The OPFOR element delays or prevents enemy passage of lines. 1. Delays the passage. 2. Prevents the company from moving all personnel through the stationary unit. 3. Engages the main body of either the moving or the stationary unit.

**TASK:** Disrupt Assembly Area (AA) Activities (5-OPFOR-0013)

**CONDITION:** Intelligence reports indicate that platoon- and company-size enemy units are operating in the opposing forces (OPFOR) area of operations. Enemy units can defend from AAs with direct fire, antiarmor weapons, and indirect fire. The enemy has close air support (CAS) and nuclear, biological, and chemical (NBC) capabilities.

**STANDARD:** The OPFOR element locates and disrupts the enemy's AA activities. 1. Locates the element's AA. 2. Probes the AA with squad- or team-size elements. 3. Inflicts more than 5 percent casualties on the element. 4. Disrupts the element's preparations (prevents or delays beyond the element's allotted time).

**TASK:** Attack (5-OPFOR-0001)

**CONDITION:** The opposing forces (OPFOR) element has located the enemy. The priority intelligence requirements (PIR) and other intelligence requirements have been obtained by OPFOR patrols. The OPFOR element has automatic and antiarmor weapons and light mortars.

**STANDARD:** The OPFOR element attempts to seize the terrain, vehicles, or equipment. 1. Develops an attack plan. 2. Surprises the enemy unit's main body. 3. Initiates the attack using a scheme of maneuver that exploits the enemy's flanks, gaps, and weaknesses. 4. Uses covered and concealed routes to approach the enemy forces' flanks, gaps, or weakly held areas. 5. Employs indirect fire to support the attack. 6. Penetrates enemy defenses. 7. Destroys equipment and supplies. 8. Inflicts heavy casualties. 9. Isolates the combat service support (CSS) base by blocking reinforcements. 10. Forces enemy units to displace. 11. Avoids being fixed in one position. 12. Withdraws before the CSS base is reinforced with tactical combat forces.

**TASK:** Conduct Air Attacks (5-OPFOR-0002)

**CONDITION:** The opposing forces (OPFOR) element in the rear area has forwarded the positions of the enemy support sites or the locations of moving elements. The OPFOR aircraft have been dispatched to attack enemy installations or convoys.

**STANDARD:** The OPFOR element attempts to delay, disrupt, or damage the enemy targets by air. 1. Locates the target (support sites or convoys). 2. Makes attack runs on the designated targets. 3. Inflicts heavy damage to the selected target. 4. Sustains no loss of aircraft. 5. Delays moving the force for more than one hour.

**ELEMENTS:** Company Headquarters  
 Three Combat Mobility Platoons  
 Nine Combat Engineer Squads  
 Mobility Support Platoon  
 Three Mobility Sections

**TASK:** Coordinate for Organizational Maintenance Support (05-2-1126)  
 (DA PAM 738-750) (AR 725-50) (AR 750-43)  
 (FM 9-43-1)

**ITERATION:** 1 2 3 4 5 M (Circle)

**COMMANDER/LEADER ASSESSMENT:** T P U (Circle)

**CONDITIONS:** A company is performing continuous tactical operations in support of a maneuver force. The absence of maintenance capabilities requires the unit to coordinate for organizational-maintenance support in order to sustain the unit's equipment. Digital units have performed functionality checks, and systems are operational. Some iterations of this task should be performed in MOPP4.

**TASK STANDARDS:** The commander or his designated representative coordinates for and receives organizational-maintenance support necessary to support continuous operations. Digital units send and receive reports and requests using frequency-modulated (FM) or digital means. The time required to perform this task is increased when conducting it in mission-oriented protection posture (MOPP) 4.

TASK STEPS AND PERFORMANCE MEASURES	GO	NO-GO
<p>* 1. The company commander identifies the need for organizational-maintenance support.</p> <ul style="list-style-type: none"> <li>a. Reviewed the requests from the subordinate elements and key leaders.</li> <li>b. Determined if the equipment needed to be serviced, recovered, repaired, or evacuated to the unit's maintenance collection point (UMCP).</li> <li>c. Determined what repair parts or services were needed.</li> </ul> <p>* 2. The company commander reviews the operation order (OPORD) and determines whether the supported unit or the battalion will provide support.</p> <p>* 3. The company commander or the maintenance officer requests support.</p> <ul style="list-style-type: none"> <li>a. Included the following information in the request:             <ul style="list-style-type: none"> <li>(1) The location of the equipment and the routes to the site.</li> <li>(2) The extent of the damage or the type of service required.</li> <li>(3) The parts needed to repair the equipment, if known.</li> </ul> </li> <li>b. Submitted the request within one hour of notification that the equipment was nonmission capable (NMC).</li> </ul> <p>4. Company personnel support and assist the maintenance team in the repair or evacuation of equipment.</p> <ul style="list-style-type: none"> <li>a. Provided personnel support as needed.</li> <li>b. Provided logistical support to include rations; petroleum, oil, and lubricants (POL); and power-generation equipment (if available).</li> </ul> <p>* 5. The company maintenance officer provides an equipment status and condition report to the supporting unit.</p> <ul style="list-style-type: none"> <li>a. Used Department of the Army (DA) Form 2406.</li> <li>b. Provided the reports as specified in the OPORD or the standing operating procedure (SOP).</li> </ul>		

TASK STEPS AND PERFORMANCE MEASURES	GO	NO-GO
* 6. The company commander or his designated representative coordinates with the supporting maintenance activity for the pickup of NMC supply (NMCS) or maintenance equipment. a. Inspected the vehicles to ensure that the repairs were completed and that the equipment was mission capable. b. Submitted an updated status report to higher headquarters (HQ).		

TASK PERFORMANCE / EVALUATION SUMMARY BLOCK							
ITERATION	1	2	3	4	5	M	TOTAL
TOTAL TASK STEPS EVALUATED							
TOTAL TASK STEPS "GO"							
TRAINING STATUS "GO"/"NO-GO"							

"\*" indicates a leader task step.

#### SUPPORTING INDIVIDUAL TASKS: NONE

#### SUPPORTING COLLECTIVE TASKS

<b>Task Number</b>	<b>Task Title</b>
05-2-1131	Establish Unit Maintenance Operations

#### OPFOR TASKS AND STANDARDS

**TASK:** Conduct an Aerial Reconnaissance (5-OPFOR-0010)

**CONDITION:** The opposing forces (OPFOR) headquarters (HQ) element requires intelligence on the locations and identification of enemy elements. An aircraft is dispatched to take photographs and make a visual inspection of the enemy rear area.

**STANDARD:** The OPFOR element gathers photograph intelligence of the enemy. 1. Photographs the assigned sectors. 2. Makes quick visual checks where the ceiling is low. 3. Locates enemy positions in the area, particularly support and storage bases, and command and control (C2) facilities. 4. Sustains no loss of aircraft. 5. Reports priority intelligence requirements (PIR) and other information requirements to the OPFOR HQ.

**TASK:** Gather Intelligence (5-OPFOR-0011)

**CONDITION:** The opposing forces (OPFOR) small element, operating in the rear area, is planning attacks on enemy bases. Information is needed to complete the plans.

**STANDARD:** The OPFOR element infiltrates, gathers intelligence information, and submits its findings to the command. 1. Identifies all priority intelligence requirements (PIR) and other intelligence requirements. 2. Passes through any outpost, defensive wire, or warning devices undetected. 3. Moves to an observation point that offers cover and concealment and is clear enough to gather PIR and other intelligence requirements. 4. Gathers all PIR and other intelligence requirements. 5. Withdraws from the area undetected. 6. Reports all information to the OPFOR headquarters (HQ).

**TASK:** Disrupt a Route Reconnaissance (5-OPFOR-0021)

**CONDITION:** The enemy is conducting a route reconnaissance. The opposing forces (OPFOR) element is positioned along the enemy's route.

**STANDARD:** The OPFOR element attempts to disrupt a squad/section conducting a route reconnaissance. 1. Prevents the unit from meeting its specified time schedule. 2. Forces the unit to deviate from its specified route. 3. Prevents the unit from reaching its assigned destination. 4. Surprises the squad/section. 5. Inflicts casualties on the unit.

**TASK:** Defeat Obstacles (5-OPFOR-0009)

**CONDITION:** The opposing forces (OPFOR) element encounters an obstacle that blocks the avenue of approach as it advances upon the enemy forces.

**STANDARD:** The OPFOR element bypasses or breaches the enemy obstacle. 1. Detects the obstacle before halting its main body. 2. Defeats the obstacle. a. Bypasses the obstacle without entering the engagement areas. b. Breaches the obstacle within 45 minutes and passes its entire force through the obstacle. 3. Does not incur degradation to the point that the mission must be discontinued.

**TASK:** Conduct an Attack (5-OPFOR-0008)

**CONDITION:** The enemy is conducting tactical operations. The opposing forces (OPFOR) element receives orders to attack the enemy, the area of occupation, or the main supply route (MSR) with smoke.

**STANDARD:** The OPFOR element disrupts the enemy's movement and smoke operations. 1. Determines the delivery method of the smoke attack. 2. Locates the target. 3. Delivers the smoke attack downwind. 4. Attacks the enemy with smoke, and surge attacks when the enemy responds to the smoke.

**TASK:** Disrupt a Net Control Station (NCS) (5-OPFOR-0019)

**CONDITION:** The enemy has established a NCS. The opposing forces (OPFOR) element has radio and jamming equipment.

**STANDARD:** The OPFOR element attempts to disrupt an NCS. 1. Attempts to locate the radio frequency that the unit is operating on. 2. Attempts to enter the radio net. 3. Attempts to issue "bogus" orders to a unit on the net. 4. Jams the radio frequency and forces the unit to go to an alternate frequency.

**TASK:** Disrupt Construction of Vehicle Fighting Positions (5-OPFOR-0020)

**CONDITION:** The opposing forces (OPFOR) element has located the enemy. The priority intelligence requirements (PIR) and other intelligence obtained by OPFOR patrols indicate the enemy is constructing vehicle fighting positions within its defensive area. The OPFOR element has automatic and antiarmor weapons and light mortars.

**STANDARD:** The OPFOR element attempts to disrupt the enemy's efforts to establish vehicle fighting positions. 1. Locates the defensive area. 2. Surprises the main body. 3. Penetrates the defensive area with squad-size probes. 4. Inflicts casualties on the unit. 5. Destroys vehicles. 6. Disrupts the unit's preparations (prevents or delays beyond the unit's allotted time).

**TASK:** Conduct an Ambush (5-OPFOR-0007)

**CONDITION:** The enemy is moving in a convoy. The opposing forces (OPFOR) element is positioned along the enemy's route.

**STANDARD:** The OPFOR element inflicts casualties on the enemy and causes vehicle and equipment damage. 1. Prepares an ambush site before the element arrives. 2. Surprises march element forces. 3. Inflicts heavy casualties within the designated kill zone. 4. Inflicts heavy damage to vehicles and equipment within the designated kill zone. 5. Delays the march element from reaching a specified destination for a specified period of time. 6. Withdraws on order. 7. Sustains no casualties. 8. Reports actions to superiors.

**TASK:** Conduct Terrorist and Saboteur Attacks (5-OPFOR-0005)

**CONDITION:** The opposing forces (OPFOR) element dispatches small teams into the enemy's rear area to disrupt combat service support (CSS) operations.

**STANDARD:** The enemy sustains disrupted command and control (C2), destroyed equipment and supplies, and light casualties. 1. Locates rear support bases and C2 facilities. 2. Delays and disrupts CSS operations through probes. 3. Infiltrates CSS bases to conduct sabotage and terrorist activities. 4. Inflicts light casualties. 5. Destroys supplies and equipment.

**TASK:** Disrupt Defensive Preparations (5-OPFOR-0018)

**CONDITION:** The opposing forces (OPFOR) element has located the enemy. Priority intelligence requirements (PIR) and other intelligence requirements obtained by OPFOR patrols indicate that the enemy elements are establishing defensive positions. The OPFOR element has automatic and antiarmor weapons and light mortars.

**STANDARD:** The OPFOR element disrupts and delays the enemy's defensive preparations. 1. Locates and penetrates the enemy's security system. 2. Forces the enemy to delay defensive preparations. 3. Disrupts the enemy's obstacle preparations.

**TASK:** Disrupt Quartering Party Operations (5-OPFOR-0017)

**CONDITION:** The enemy is conducting quartering party operations. It has established an assembly area (AA) but has not moved in the main body.

**STANDARD:** The opposing forces (OPFOR) element attempts to disrupt quartering party operations and infiltrate the enemy's AA. 1. Locates the quartering party and the AA. 2. Surprises the main body. 3. Penetrates the AA with squad-size probes. 4. Inflicts personnel casualties and vehicle damage. 5. Disrupts the unit's preparations (prevents or delays beyond the unit's allotted time).

**TASK:** Disrupt Enemy Movement and Operations Using Tactical Nuclear Weapons (5-OPFOR-0016)

**CONDITION:** The opposing forces (OPFOR) element has located the enemy. Priority intelligence requirements (PIR) and other intelligence requirements have been obtained by OPFOR patrols. Tactical nuclear weapons are employed against key locations in the rear area.

**STANDARD:** The OPFOR element disrupts enemy movement and operations. 1. Disrupts or delays the movement of the enemy's equipment and supplies to the forward areas. 2. Destroys enemy equipment and supplies. 3. Inflicts a high rate of nuclear casualties among the enemy forces. 4. Denies the enemy the use of specified areas. 5. Contaminates the enemy's equipment and supplies.

**TASK:** Disrupt Enemy Movement and Operations Using Persistent and Nonpersistent Chemical Weapons (5-OPFOR-0015)

**CONDITION:** The opposing forces (OPFOR) element has located the enemy. Priority intelligence requirements (PIR) and other intelligence requirements have been obtained by OPFOR patrols. The OPFOR units deliver chemical agents, by means of conventional artillery weapons or aircraft, along selected supply routes and key bases in the rear area.

**STANDARD:** The OPFOR element disrupts enemy movement and operations using persistent and nonpersistent chemical weapons. 1. Delivers chemical agents in low and densely wooded areas. 2. Delays the movement of enemy supplies and equipment to the forward areas. 3. Restricts the movement of the enemy units in the rear area. 4. Channels the movement of enemy units into predesignated ambush areas. 5. Contaminates enemy supplies and equipment. 6. Inflicts a high rate of casualties on enemy forces.

**TASK:** Disrupt Movement (5-OPFOR-0014)

**CONDITION:** The enemy is expected to move through the opposing forces (OPFOR) element's area of operations. The OPFOR element has received an operation order (OPORD) or fragmentary order (FRAGO) to disrupt enemy movement. The enemy has the capability to defend with direct fire and antiarmor weapons.

**STANDARD:** The OPFOR element delays enemy movement. 1. Delays the element. 2. Forces the element to deviate from its route. 3. Prevents the element from reaching its destination. 4. Surprises the element's main body.

**TASK:** Counter Passage of Lines (5-OPFOR-0012)

**CONDITION:** Enemy forces are in defensive positions, but they are expected to attempt passage-of-lines operations. The opposing forces (OPFOR) received orders to disrupt enemy passage-of-lines operations.

**STANDARD:** The OPFOR element delays or prevents enemy passage of lines. 1. Delays the passage. 2. Prevents the company from moving all personnel through the stationary unit. 3. Engages the main body of either the moving or the stationary unit.

**TASK:** Defend a Minefield (5-OPFOR-0023)

**CONDITION:** The enemy is conducting a minefield sweeping operation. The opposing forces (OPFOR) element has a minefield placed in the enemy's path. The minefield is under constant observation and fire.

**STANDARD:** The OPFOR element defends a minefield against an enemy element conducting a minefield sweeping operation. 1. Prevents the unit from detecting the obstacle. 2. Disrupts the minefield sweeping operation. 3. Prevents the unit from conducting the minefield sweeping operation, prevents the unit from moving all personnel through the breach or delays the completion of the minefield sweeping operation for more than 45 minutes.

**TASK:** Conduct Sniper Operations (5-OPFOR-0006)

**CONDITION:** The opposing forces (OPFOR) element has assigned snipers (regular or irregular elements) in the enemy's rear area along the main supply route (MSR) and near support sites.

**STANDARD:** The OPFOR element kills or wounds targets. 1. Sets up a well-concealed location. 2. Engages vehicle drivers or personnel on foot with short bursts of semiautomatic fire. 3. Kills or wounds selected targets. 4. Prevents the position from being discovered by enemy forces. 5. Evacuates the area without being spotted. 6. Reports all specified priority intelligence requirements (PIR) and other intelligence requirements to the OPFOR headquarters (HQ).

**TASK:** Conduct Air Attacks (5-OPFOR-0002)

**CONDITION:** The opposing forces (OPFOR) element in the rear area has forwarded the positions of the enemy support sites or the locations of moving elements. The OPFOR aircraft have been dispatched to attack enemy installations or convoys.

**STANDARD:** The OPFOR element attempts to delay, disrupt, or damage the enemy targets by air. 1. Locates the target (support sites or convoys). 2. Makes attack runs on the designated targets. 3. Inflicts heavy damage to the selected target. 4. Sustains no loss of aircraft. 5. Delays moving the force for more than one hour.

**TASK:** Attack (5-OPFOR-0001)

**CONDITION:** The opposing forces (OPFOR) element has located the enemy. The priority intelligence requirements (PIR) and other intelligence requirements have been obtained by OPFOR patrols. The OPFOR element has automatic and antiarmor weapons and light mortars.

**STANDARD:** The OPFOR element attempts to seize the terrain, vehicles, or equipment. 1. Develops an attack plan. 2. Surprises the enemy unit's main body. 3. Initiates the attack using a scheme of maneuver that exploits the enemy's flanks, gaps, and weaknesses. 4. Uses covered and concealed routes to approach the enemy forces' flanks, gaps, or weakly held areas. 5. Employs indirect fire to support the attack. 6. Penetrates enemy defenses. 7. Destroys equipment and supplies. 8. Inflicts heavy casualties. 9. Isolates the combat service support (CSS) base by blocking reinforcements. 10. Forces enemy units to displace. 11. Avoids being fixed in one position. 12. Withdraws before the CSS base is reinforced with tactical combat forces.

**TASK:** Surrender to the Capturing Unit on the Battlefield (5-OPFOR-0024)

**CONDITION:** The enemy has captured the opposing forces (OPFOR) element's soldiers, documents, and equipment sensitive to the OPFOR tactical operations.

**STANDARD:** The OPFOR soldiers retain or destroy documents and equipment. The OPFOR element surrenders documents and equipment of no tactical use to the enemy and attempts to conceal or destroy items of tactical value. The OPFOR element attempts escape and evasion. 1. Prevents the successful capture of documents and equipment. 2. Destroys documents and equipment. 3. Removes identifying markings from equipment. 4. Removes unit-identifying insignia. 5. Provides misleading information. 6. Plans an escape. 7. Delays movement to the nearest collection point. 8. Prevents safeguarding of enemy prisoners of war (EPWs) in order to cause embarrassment to the United States (US).

**TASK:** Conduct a Raid (5-OPFOR-0004)

**CONDITION:** The opposing forces (OPFOR) element has occupied an objective rally point and has orders to conduct a raid on a combat service support (CSS) base.

**STANDARD:** The OPFOR element infiltrates the enemy's base and destroys all of the targets. 1. Surprises the enemy forces. 2. Assaults the support base and accomplishes the assigned tasks. 3. Destroys the specified equipment and supplies. 4. Avoids being decisively engaged. 5. Withdraws all personnel from the objective areas within the time prescribed. 6. Obtains all priority intelligence requirements (PIR) from the raid site. 7. Sustains only light casualties from enemy fire.

**TASK:** Disrupt Assembly Area (AA) Activities (5-OPFOR-0013)

**CONDITION:** Intelligence reports indicate that platoon- and company-size enemy units are operating in the opposing forces (OPFOR) area of operations. Enemy units can defend from AAs with direct fire, antiarmor weapons, and indirect fire. The enemy has close air support (CAS) and nuclear, biological, and chemical (NBC) capabilities.



**STANDARD:** The OPFOR element locates and disrupts the enemy's AA activities. 1. Locates the element's AA. 2. Probes the AA with squad- or team-size elements. 3. Inflicts more than 5 percent casualties on the element. 4. Disrupts the element's preparations (prevents or delays beyond the element's allotted time).

**TASK:** Disrupt an Engineer Reconnaissance (5-OPFOR-0022)

**CONDITION:** The enemy is conducting an engineer reconnaissance. The opposing forces (OPFOR) element is positioned along the enemy's route.

**STANDARD:** The OPFOR element disrupts an engineer reconnaissance. 1. Prevents the unit from meeting its specified time schedule. 2. Forces the unit to deviate from its specified route. 3. Prevents the unit from accomplishing its assigned engineer reconnaissance. 4. Surprises the unit conducting the reconnaissance.

**TASK:** Maintain Contact (5-OPFOR-0003)

**CONDITION:** The opposing forces (OPFOR) element is engaged with enemy base defense forces. The enemy forces are withdrawing under pressure.

**STANDARD:** The OPFOR element maintains enemy contact while the enemy withdraws. 1. Engages the enemy forces decisively. 2. Advances the OPFOR as the enemy forces withdraw. 3. Inflicts heavy casualties. 4. Captures the members of the enemy force. 5. Captures documents and equipment. 6. Safeguards captured documents, equipment, and personnel.

**ELEMENTS:** Company Headquarters  
Mobility Support Platoon

**TASK:** Establish Unit Maintenance Operations (05-2-1131)  
(FM 9-43-1) (DA PAM 738-750) (FM 20-3)  
(FM 63-2)

**ITERATION:** 1 2 3 4 5 M (Circle)

**COMMANDER/LEADER ASSESSMENT:** T P U (Circle)

**CONDITIONS:** A company has relocated, and the unit's maintenance operations must be established. Digital units have performed functionality checks, and systems are operational. Some iterations of this task should be performed in MOPP4.

**TASK STANDARDS:** Maintenance facilities are established. The maintenance section is equipped to repair and recover the unit's vehicles in time to support ongoing operations. Digital units send and receive reports, requests, and orders using frequency-modulated (FM) or digital means. The time required to perform this task is increased when conducting it in mission-oriented protection posture (MOPP) 4.

TASK STEPS AND PERFORMANCE MEASURES	GO	NO-GO
<ol style="list-style-type: none"> <li>1. The maintenance officer or the motor sergeant selects a maintenance site.</li> <li>2. Maintenance personnel prepare the maintenance site.               <ol style="list-style-type: none"> <li>a. Checked the area for mines, booby traps, and trip flares.</li> <li>b. Established security procedures (including checkpoints) to ensure that only authorized personnel entered the area.</li> <li>c. Designed the layout for the control, management, and support of maintenance operations.</li> <li>d. Designed a one-way traffic pattern in and out of the area.</li> </ol> </li> <li>3. Maintenance personnel establish the element's maintenance facility.               <ol style="list-style-type: none"> <li>a. Camouflaged vehicles and equipment.</li> <li>b. Established communications.</li> <li>c. Erected maintenance tents and medium general-purpose tents.</li> <li>d. Installed lighting sets.</li> <li>e. Positioned power generators to reduce the noise and fire hazards.</li> <li>f. Parked vehicles facing exits.</li> <li>g. Maintained noise and light discipline in the maintenance area.</li> <li>h. Ensured that vehicles were dispersed properly and secured at all times.</li> <li>i. Provided accessible fire points and alarms.</li> <li>j. Prepared petroleum, oils, and lubricants (POL) storage facilities. Disposed of the contaminated POL according to the procedures directed by higher headquarters (HQ).</li> <li>k. Ensured that maintenance publications were current and available.</li> </ol> </li> </ol>		

TASK PERFORMANCE / EVALUATION SUMMARY BLOCK							
ITERATION	1	2	3	4	5	M	TOTAL
TOTAL TASK STEPS EVALUATED							
TOTAL TASK STEPS "GO"							
TRAINING STATUS "GO"/"NO-GO"							

"\*" indicates a leader task step.

#### SUPPORTING INDIVIDUAL TASKS: NONE

#### SUPPORTING COLLECTIVE TASKS

Task Number	Task Title
05-2-1126	Coordinate for Organizational Maintenance Support

#### OPFOR TASKS AND STANDARDS

**TASK:** Conduct a Raid (5-OPFOR-0004)

**CONDITION:** The opposing forces (OPFOR) element has occupied an objective rally point and has orders to conduct a raid on a combat service support (CSS) base.

**STANDARD:** The OPFOR element infiltrates the enemy's base and destroys all of the targets. 1. Surprises the enemy forces. 2. Assaults the support base and accomplishes the assigned tasks. 3. Destroys the specified equipment and supplies. 4. Avoids being decisively engaged. 5. Withdraws all personnel from the objective areas within the time prescribed. 6. Obtains all priority intelligence requirements (PIR) from the raid site. 7. Sustains only light casualties from enemy fire.

**TASK:** Conduct an Attack (5-OPFOR-0008)

**CONDITION:** The enemy is conducting tactical operations. The opposing forces (OPFOR) element receives orders to attack the enemy, the area of occupation, or the main supply route (MSR) with smoke.

**STANDARD:** The OPFOR element disrupts the enemy's movement and smoke operations. 1. Determines the delivery method of the smoke attack. 2. Locates the target. 3. Delivers the smoke attack downwind. 4. Attacks the enemy with smoke, and surge attacks when the enemy responds to the smoke.

**TASK:** Conduct an Aerial Reconnaissance (5-OPFOR-0010)

**CONDITION:** The opposing forces (OPFOR) headquarters (HQ) element requires intelligence on the locations and identification of enemy elements. An aircraft is dispatched to take photographs and make a visual inspection of the enemy rear area.

**STANDARD:** The OPFOR element gathers photograph intelligence of the enemy. 1. Photographs the assigned sectors. 2. Makes quick visual checks where the ceiling is low. 3. Locates enemy positions in the area, particularly support and storage bases, and command and control (C2) facilities. 4. Sustains no loss of aircraft. 5. Reports priority intelligence requirements (PIR) and other information requirements to the OPFOR HQ.

**TASK:** Gather Intelligence (5-OPFOR-0011)

**CONDITION:** The opposing forces (OPFOR) small element, operating in the rear area, is planning attacks on enemy bases. Information is needed to complete the plans.

**STANDARD:** The OPFOR element infiltrates, gathers intelligence information, and submits its findings to the command. 1. Identifies all priority intelligence requirements (PIR) and other intelligence requirements. 2. Passes through any outpost, defensive wire, or warning devices undetected. 3. Moves to an observation point that offers cover and concealment and is clear enough to gather PIR and other intelligence requirements. 4. Gathers all PIR and other intelligence requirements. 5. Withdraws from the area undetected. 6. Reports all information to the OPFOR headquarters (HQ).

**TASK:** Disrupt a Route Reconnaissance (5-OPFOR-0021)

**CONDITION:** The enemy is conducting a route reconnaissance. The opposing forces (OPFOR) element is positioned along the enemy's route.

**STANDARD:** The OPFOR element attempts to disrupt a squad/section conducting a route reconnaissance. 1. Prevents the unit from meeting its specified time schedule. 2. Forces the unit to deviate from its specified route. 3. Prevents the unit from reaching its assigned destination. 4. Surprises the squad/section. 5. Inflicts casualties on the unit.

**TASK:** Defeat Obstacles (5-OPFOR-0009)

**CONDITION:** The opposing forces (OPFOR) element encounters an obstacle that blocks the avenue of approach as it advances upon the enemy forces.

**STANDARD:** The OPFOR element bypasses or breaches the enemy obstacle. 1. Detects the obstacle before halting its main body. 2. Defeats the obstacle. a. Bypasses the obstacle without entering the engagement areas. b. Breaches the obstacle within 45 minutes and passes its entire force through the obstacle. 3. Does not incur degradation to the point that the mission must be discontinued.

**TASK:** Disrupt a Net Control Station (NCS) (5-OPFOR-0019)

**CONDITION:** The enemy has established a NCS. The opposing forces (OPFOR) element has radio and jamming equipment.

**STANDARD:** The OPFOR element attempts to disrupt an NCS. 1. Attempts to locate the radio frequency that the unit is operating on. 2. Attempts to enter the radio net. 3. Attempts to issue "bogus" orders to a unit on the net. 4. Jams the radio frequency and forces the unit to go to an alternate frequency.

**TASK:** Disrupt Construction of Vehicle Fighting Positions (5-OPFOR-0020)

**CONDITION:** The opposing forces (OPFOR) element has located the enemy. The priority intelligence requirements (PIR) and other intelligence obtained by OPFOR patrols indicate the enemy is constructing vehicle fighting positions within its defensive area. The OPFOR element has automatic and antiarmor weapons and light mortars.

**STANDARD:** The OPFOR element attempts to disrupt the enemy's efforts to establish vehicle fighting positions. 1. Locates the defensive area. 2. Surprises the main body. 3. Penetrates the defensive area with squad-size probes. 4. Inflicts casualties on the unit. 5. Destroys vehicles. 6. Disrupts the unit's preparations (prevents or delays beyond the unit's allotted time).

**TASK:** Disrupt an Engineer Reconnaissance (5-OPFOR-0022)

**CONDITION:** The enemy is conducting an engineer reconnaissance. The opposing forces (OPFOR) element is positioned along the enemy's route.

**STANDARD:** The OPFOR element disrupts an engineer reconnaissance. 1. Prevents the unit from meeting its specified time schedule. 2. Forces the unit to deviate from its specified route. 3. Prevents the unit from accomplishing its assigned engineer reconnaissance. 4. Surprises the unit conducting the reconnaissance.

**TASK:** Conduct an Ambush (5-OPFOR-0007)

**CONDITION:** The enemy is moving in a convoy. The opposing forces (OPFOR) element is positioned along the enemy's route.

**STANDARD:** The OPFOR element inflicts casualties on the enemy and causes vehicle and equipment damage. 1. Prepares an ambush site before the element arrives. 2. Surprises march element forces. 3. Inflicts heavy casualties within the designated kill zone. 4. Inflicts heavy damage to vehicles and equipment within the designated kill zone. 5. Delays the march element from reaching a specified destination for a specified period of time. 6. Withdraws on order. 7. Sustains no casualties. 8. Reports actions to superiors.

**TASK:** Conduct Terrorist and Saboteur Attacks (5-OPFOR-0005)

**CONDITION:** The opposing forces (OPFOR) element dispatches small teams into the enemy's rear area to disrupt combat service support (CSS) operations.

**STANDARD:** The enemy sustains disrupted command and control (C2), destroyed equipment and supplies, and light casualties. 1. Locates rear support bases and C2 facilities. 2. Delays and disrupts CSS operations through probes. 3. Infiltrates CSS bases to conduct sabotage and terrorist activities. 4. Inflicts light casualties. 5. Destroys supplies and equipment.

**TASK:** Disrupt Defensive Preparations (5-OPFOR-0018)

**CONDITION:** The opposing forces (OPFOR) element has located the enemy. Priority intelligence requirements (PIR) and other intelligence requirements obtained by OPFOR patrols indicate that the enemy elements are establishing defensive positions. The OPFOR element has automatic and antiarmor weapons and light mortars.

**STANDARD:** The OPFOR element disrupts and delays the enemy's defensive preparations. 1. Locates and penetrates the enemy's security system. 2. Forces the enemy to delay defensive preparations. 3. Disrupts the enemy's obstacle preparations.

**TASK:** Disrupt Quartering Party Operations (5-OPFOR-0017)

**CONDITION:** The enemy is conducting quartering party operations. It has established an assembly area (AA) but has not moved in the main body.

**STANDARD:** The opposing forces (OPFOR) element attempts to disrupt quartering party operations and infiltrate the enemy's AA. 1. Locates the quartering party and the AA. 2. Surprises the main body. 3. Penetrates the AA with squad-size probes. 4. Inflicts personnel casualties and vehicle damage. 5. Disrupts the unit's preparations (prevents or delays beyond the unit's allotted time).

**TASK:** Disrupt Enemy Movement and Operations Using Tactical Nuclear Weapons (5-OPFOR-0016)

**CONDITION:** The opposing forces (OPFOR) element has located the enemy. Priority intelligence requirements (PIR) and other intelligence requirements have been obtained by OPFOR patrols. Tactical nuclear weapons are employed against key locations in the rear area.

**STANDARD:** The OPFOR element disrupts enemy movement and operations. 1. Disrupts or delays the movement of the enemy's equipment and supplies to the forward areas. 2. Destroys enemy equipment and supplies. 3. Inflicts a high rate of nuclear casualties among the enemy forces. 4. Denies the enemy the use of specified areas. 5. Contaminates the enemy's equipment and supplies.

**TASK:** Disrupt Enemy Movement and Operations Using Persistent and Nonpersistent Chemical Weapons (5-OPFOR-0015)

**CONDITION:** The opposing forces (OPFOR) element has located the enemy. Priority intelligence requirements (PIR) and other intelligence requirements have been obtained by OPFOR patrols. The OPFOR units deliver chemical agents, by means of conventional artillery weapons or aircraft, along selected supply routes and key bases in the rear area.

**STANDARD:** The OPFOR element disrupts enemy movement and operations using persistent and nonpersistent chemical weapons. 1. Delivers chemical agents in low and densely wooded areas. 2. Delays the movement of enemy supplies and equipment to the forward areas. 3. Restricts the movement of the enemy units in the rear area. 4. Channels the movement of enemy units into predesignated ambush areas. 5. Contaminates enemy supplies and equipment. 6. Inflicts a high rate of casualties on enemy forces.

**TASK:** Disrupt Movement (5-OPFOR-0014)

**CONDITION:** The enemy is expected to move through the opposing forces (OPFOR) element's area of operations. The OPFOR element has received an operation order (OPORD) or fragmentary order (FRAGO) to disrupt enemy movement. The enemy has the capability to defend with direct fire and antiarmor weapons.

**STANDARD:** The OPFOR element delays enemy movement. 1. Delays the element. 2. Forces the element to deviate from its route. 3. Prevents the element from reaching its destination. 4. Surprises the element's main body.

**TASK:** Counter Passage of Lines (5-OPFOR-0012)

**CONDITION:** Enemy forces are in defensive positions, but they are expected to attempt passage-of-lines operations. The opposing forces (OPFOR) received orders to disrupt enemy passage-of-lines operations.

**STANDARD:** The OPFOR element delays or prevents enemy passage of lines. 1. Delays the passage. 2. Prevents the company from moving all personnel through the stationary unit. 3. Engages the main body of either the moving or the stationary unit.

**TASK:** Defend a Minefield (5-OPFOR-0023)

**CONDITION:** The enemy is conducting a minefield sweeping operation. The opposing forces (OPFOR) element has a minefield placed in the enemy's path. The minefield is under constant observation and fire.

**STANDARD:** The OPFOR element defends a minefield against an enemy element conducting a minefield sweeping operation. 1. Prevents the unit from detecting the obstacle. 2. Disrupts the minefield sweeping operation. 3. Prevents the unit from conducting the minefield sweeping operation, prevents the unit from moving all personnel through the breach or delays the completion of the minefield sweeping operation for more than 45 minutes.

**TASK:** Conduct Sniper Operations (5-OPFOR-0006)

**CONDITION:** The opposing forces (OPFOR) element has assigned snipers (regular or irregular elements) in the enemy's rear area along the main supply route (MSR) and near support sites.

**STANDARD:** The OPFOR element kills or wounds targets. 1. Sets up a well-concealed location. 2. Engages vehicle drivers or personnel on foot with short bursts of semiautomatic fire. 3. Kills or wounds selected targets. 4. Prevents the position from being discovered by enemy forces. 5. Evacuates the area without being spotted. 6. Reports all specified priority intelligence requirements (PIR) and other intelligence requirements to the OPFOR headquarters (HQ).

**TASK:** Conduct Air Attacks (5-OPFOR-0002)

**CONDITION:** The opposing forces (OPFOR) element in the rear area has forwarded the positions of the enemy support sites or the locations of moving elements. The OPFOR aircraft have been dispatched to attack enemy installations or convoys.

**STANDARD:** The OPFOR element attempts to delay, disrupt, or damage the enemy targets by air. 1. Locates the target (support sites or convoys). 2. Makes attack runs on the designated targets. 3. Inflicts heavy damage to the selected target. 4. Sustains no loss of aircraft. 5. Delays moving the force for more than one hour.

**TASK:** Attack (5-OPFOR-0001)

**CONDITION:** The opposing forces (OPFOR) element has located the enemy. The priority intelligence requirements (PIR) and other intelligence requirements have been obtained by OPFOR patrols. The OPFOR element has automatic and antiarmor weapons and light mortars.

**STANDARD:** The OPFOR element attempts to seize the terrain, vehicles, or equipment. 1. Develops an attack plan. 2. Surprises the enemy unit's main body. 3. Initiates the attack using a scheme of maneuver that exploits the enemy's flanks, gaps, and weaknesses. 4. Uses covered and concealed routes to approach the enemy forces' flanks, gaps, or weakly held areas. 5. Employs indirect fire to support the attack. 6. Penetrates enemy defenses. 7. Destroys equipment and supplies. 8. Inflicts heavy casualties. 9. Isolates the combat service support (CSS) base by blocking reinforcements. 10. Forces enemy units to displace. 11. Avoids being fixed in one position. 12. Withdraws before the CSS base is reinforced with tactical combat forces.

**TASK:** Surrender to the Capturing Unit on the Battlefield (5-OPFOR-0024)

**CONDITION:** The enemy has captured the opposing forces (OPFOR) element's soldiers, documents, and equipment sensitive to the OPFOR tactical operations.

**STANDARD:** The OPFOR soldiers retain or destroy documents and equipment. The OPFOR element surrenders documents and equipment of no tactical use to the enemy and attempts to conceal or destroy items of tactical value. The OPFOR element attempts escape and evasion. 1. Prevents the successful capture of documents and equipment. 2. Destroys documents and equipment. 3. Removes identifying markings from equipment. 4. Removes unit-identifying insignia. 5. Provides misleading information. 6. Plans an escape. 7. Delays movement to the nearest collection point. 8. Prevents safeguarding of enemy prisoners of war (EPWs) in order to cause embarrassment to the United States (US).

**TASK:** Disrupt Assembly Area (AA) Activities (5-OPFOR-0013)

**CONDITION:** Intelligence reports indicate that platoon- and company-size enemy units are operating in the opposing forces (OPFOR) area of operations. Enemy units can defend from AAs with direct fire, antiarmor weapons, and indirect fire. The enemy has close air support (CAS) and nuclear, biological, and chemical (NBC) capabilities.

**STANDARD:** The OPFOR element locates and disrupts the enemy's AA activities. 1. Locates the element's AA. 2. Probes the AA with squad- or team-size elements. 3. Inflicts more than 5 percent casualties on the element. 4. Disrupts the element's preparations (prevents or delays beyond the element's allotted time).

**TASK:** Maintain Contact (5-OPFOR-0003)

**CONDITION:** The opposing forces (OPFOR) element is engaged with enemy base defense forces. The enemy forces are withdrawing under pressure.

**STANDARD:** The OPFOR element maintains enemy contact while the enemy withdraws. 1. Engages the enemy forces decisively. 2. Advances the OPFOR as the enemy forces withdraw. 3. Inflicts heavy casualties. 4. Captures the members of the enemy force. 5. Captures documents and equipment. 6. Safeguards captured documents, equipment, and personnel.



**ELEMENTS:** Three Combat Mobility Platoons  
 Nine Combat Engineer Squads  
 Mobility Support Platoon  
 Three Mobility Sections

**TASK:** Construct an Expedient Landing Zone (LZ) for Helicopters (05-3-0701)  
 (FM 5-430-00-1) (FM 3-34.230) (FM 5-34)  
 (FM 5-430-00-2)

**ITERATION:** 1 2 3 4 5 M (Circle)

**COMMANDER/LEADER ASSESSMENT:** T P U (Circle)

**CONDITIONS:** The unit receives an operation order (OPORD) to construct an expedient LZ for helicopters and give the general location of the site. The LZ will be used by single UH-60 helicopters for about 3 days. Digital units have performed functionality checks, and systems are operational. Some iterations of this task should be performed in MOPP4.

**TASK STANDARDS:** The platoon constructs an expedient LZ capable of supporting UH-60 and UH-1B helicopter operations within 3 hours. Digital units send and receive reports using frequency-modulated (FM) or digital means. The time required to perform this task is increased when conducting it in mission-oriented protection posture (MOPP) 4.

TASK STEPS AND PERFORMANCE MEASURES	GO	NO-GO
<p>* 1. The platoon leader conducts troop-leading procedures and coordinates with the company for additional tools and supplies.</p> <p>* 2. The platoon leader/sergeant selects the site.          NOTE: The approach or departure zone requires a surface ratio of 10:1.</p> <p>a. Conducted a map reconnaissance identifying the possible sites and ensured that the site--</p> <p>(1) Met the tactical requirements.</p> <p>(2) Had slopes of less than 3 percent.</p> <p>b. Conducted a ground reconnaissance of possible sites and ensured that the site selected had--</p> <p>(1) A minimum number of trees.</p> <p>NOTE: The UH-60 or the UH-1B requires a 30.5- by 30.5-meter clear area. See Field Manuals (FMs) 5-430-00-1 and 5-430-00-2.</p> <p>(2) No approach or departure obstructions.</p> <p>(3) Ground access.</p> <p>* 3. The platoon leader/sergeant directs the site layout.</p> <p>a. Defined the boundaries of the LZ.</p> <p>b. Designated the approach/departure zone.</p> <p>c. Set up material storage areas containing vehicle turnarounds and camouflaged the areas according to the tactical situation.</p> <p>4. The platoon clears the LZ and the glide path.</p> <p>a. Cleared obstructions from the glide path.</p> <p>b. Removed trees using pioneer tools or demolitions.</p> <p>c. Cleared brush from the LZ.</p> <p>d. Marked the LZ.</p> <p>(1) Marked the four corners with regulation panels that were 50 centimeters by 65 centimeters.</p>		

TASK STEPS AND PERFORMANCE MEASURES	GO	NO-GO
(2) Marked obstructions; for example, wires and tree stumps nearest the LZ.  * 5. The platoon leader/sergeant reports the mission's progress and completion to higher headquarters (HQ). NOTE: Digital units send reports and populate the Army Battle Command System (ABCS) with the location of the LZ according to the unit's tactical standing operating procedure (TACSOP).		

TASK PERFORMANCE / EVALUATION SUMMARY BLOCK							
ITERATION	1	2	3	4	5	M	TOTAL
TOTAL TASK STEPS EVALUATED							
TOTAL TASK STEPS "GO"							
TRAINING STATUS "GO"/"NO-GO"							

"\*" indicates a leader task step.

#### SUPPORTING INDIVIDUAL TASKS

<b>Task Number</b>	<b>Task Title</b>
052-193-3022	Calculate Timber-Cutting Charges

#### SUPPORTING COLLECTIVE TASKS

<b>Task Number</b>	<b>Task Title</b>
05-2-7008	Prepare an Operation Order (OPORD) (Company/Platoon)

#### OPFOR TASKS AND STANDARDS

**TASK:** Defend a Minefield (5-OPFOR-0023)

**CONDITION:** The enemy is conducting a minefield sweeping operation. The opposing forces (OPFOR) element has a minefield placed in the enemy's path. The minefield is under constant observation and fire.

**STANDARD:** The OPFOR element defends a minefield against an enemy element conducting a minefield sweeping operation. 1. Prevents the unit from detecting the obstacle. 2. Disrupts the minefield sweeping operation. 3. Prevents the unit from conducting the minefield sweeping operation, prevents the unit from moving all personnel through the breach or delays the completion of the minefield sweeping operation for more than 45 minutes.

**TASK:** Conduct Air Attacks (5-OPFOR-0002)

**CONDITION:** The opposing forces (OPFOR) element in the rear area has forwarded the positions of the enemy support sites or the locations of moving elements. The OPFOR aircraft have been dispatched to attack enemy installations or convoys.

**STANDARD:** The OPFOR element attempts to delay, disrupt, or damage the enemy targets by air. 1. Locates the target (support sites or convoys). 2. Makes attack runs on the designated targets. 3. Inflicts heavy damage to the selected target. 4. Sustains no loss of aircraft. 5. Delays moving the force for more than one hour.

**TASK:** Conduct a Raid (5-OPFOR-0004)

**CONDITION:** The opposing forces (OPFOR) element has occupied an objective rally point and has orders to conduct a raid on a combat service support (CSS) base.

**STANDARD:** The OPFOR element infiltrates the enemy's base and destroys all of the targets. 1. Surprises the enemy forces. 2. Assaults the support base and accomplishes the assigned tasks. 3. Destroys the specified equipment and supplies. 4. Avoids being decisively engaged. 5. Withdraws all personnel from the objective areas within the time prescribed. 6. Obtains all priority intelligence requirements (PIR) from the raid site. 7. Sustains only light casualties from enemy fire.

**TASK:** Conduct Terrorist and Saboteur Attacks (5-OPFOR-0005)

**CONDITION:** The opposing forces (OPFOR) element dispatches small teams into the enemy's rear area to disrupt combat service support (CSS) operations.

**STANDARD:** The enemy sustains disrupted command and control (C2), destroyed equipment and supplies, and light casualties. 1. Locates rear support bases and C2 facilities. 2. Delays and disrupts CSS operations through probes. 3. Infiltrates CSS bases to conduct sabotage and terrorist activities. 4. Inflicts light casualties. 5. Destroys supplies and equipment.

**TASK:** Conduct Sniper Operations (5-OPFOR-0006)

**CONDITION:** The opposing forces (OPFOR) element has assigned snipers (regular or irregular elements) in the enemy's rear area along the main supply route (MSR) and near support sites.

**STANDARD:** The OPFOR element kills or wounds targets. 1. Sets up a well-concealed location. 2. Engages vehicle drivers or personnel on foot with short bursts of semiautomatic fire. 3. Kills or wounds selected targets. 4. Prevents the position from being discovered by enemy forces. 5. Evacuates the area without being spotted. 6. Reports all specified priority intelligence requirements (PIR) and other intelligence requirements to the OPFOR headquarters (HQ).

**TASK:** Conduct an Aerial Reconnaissance (5-OPFOR-0010)

**CONDITION:** The opposing forces (OPFOR) headquarters (HQ) element requires intelligence on the locations and identification of enemy elements. An aircraft is dispatched to take photographs and make a visual inspection of the enemy rear area.

**STANDARD:** The OPFOR element gathers photograph intelligence of the enemy. 1. Photographs the assigned sectors. 2. Makes quick visual checks where the ceiling is low. 3. Locates enemy positions in the area, particularly support and storage bases, and command and control (C2) facilities. 4. Sustains no loss of aircraft. 5. Reports priority intelligence requirements (PIR) and other information requirements to the OPFOR HQ.

**TASK:** Gather Intelligence (5-OPFOR-0011)

**CONDITION:** The opposing forces (OPFOR) small element, operating in the rear area, is planning attacks on enemy bases. Information is needed to complete the plans.

**STANDARD:** The OPFOR element infiltrates, gathers intelligence information, and submits its findings to the command. 1. Identifies all priority intelligence requirements (PIR) and other intelligence requirements. 2. Passes through any outpost, defensive wire, or warning devices undetected. 3. Moves to an observation point that offers cover and concealment and is clear enough to gather PIR and other intelligence requirements. 4. Gathers all PIR and other intelligence requirements. 5. Withdraws from the area undetected. 6. Reports all information to the OPFOR headquarters (HQ).

**TASK:** Maintain Contact (5-OPFOR-0003)

**CONDITION:** The opposing forces (OPFOR) element is engaged with enemy base defense forces. The enemy forces are withdrawing under pressure.

**STANDARD:** The OPFOR element maintains enemy contact while the enemy withdraws. 1. Engages the enemy forces decisively. 2. Advances the OPFOR as the enemy forces withdraw. 3. Inflicts heavy casualties. 4. Captures the members of the enemy force. 5. Captures documents and equipment. 6. Safeguards captured documents, equipment, and personnel.

**TASK:** Conduct an Attack (5-OPFOR-0008)

**CONDITION:** The enemy is conducting tactical operations. The opposing forces (OPFOR) element receives orders to attack the enemy, the area of occupation, or the main supply route (MSR) with smoke.

**STANDARD:** The OPFOR element disrupts the enemy's movement and smoke operations. 1. Determines the delivery method of the smoke attack. 2. Locates the target. 3. Delivers the smoke attack downwind. 4. Attacks the enemy with smoke, and surge attacks when the enemy responds to the smoke.

**TASK:** Disrupt a Net Control Station (NCS) (5-OPFOR-0019)

**CONDITION:** The enemy has established a NCS. The opposing forces (OPFOR) element has radio and jamming equipment.

**STANDARD:** The OPFOR element attempts to disrupt an NCS. 1. Attempts to locate the radio frequency that the unit is operating on. 2. Attempts to enter the radio net. 3. Attempts to issue "bogus" orders to a unit on the net. 4. Jams the radio frequency and forces the unit to go to an alternate frequency.

**TASK:** Disrupt Construction of Vehicle Fighting Positions (5-OPFOR-0020)

**CONDITION:** The opposing forces (OPFOR) element has located the enemy. The priority intelligence requirements (PIR) and other intelligence obtained by OPFOR patrols indicate the enemy is constructing vehicle fighting positions within its defensive area. The OPFOR element has automatic and antiarmor weapons and light mortars.

**STANDARD:** The OPFOR element attempts to disrupt the enemy's efforts to establish vehicle fighting positions. 1. Locates the defensive area. 2. Surprises the main body. 3. Penetrates the defensive area with squad-size probes. 4. Inflicts casualties on the unit. 5. Destroys vehicles. 6. Disrupts the unit's preparations (prevents or delays beyond the unit's allotted time).

**TASK:** Defeat Obstacles (5-OPFOR-0009)

**CONDITION:** The opposing forces (OPFOR) element encounters an obstacle that blocks the avenue of approach as it advances upon the enemy forces.

**STANDARD:** The OPFOR element bypasses or breaches the enemy obstacle. 1. Detects the obstacle before halting its main body. 2. Defeats the obstacle. a. Bypasses the obstacle without entering the engagement areas. b. Breaches the obstacle within 45 minutes and passes its entire force through the obstacle. 3. Does not incur degradation to the point that the mission must be discontinued.

**TASK:** Disrupt an Engineer Reconnaissance (5-OPFOR-0022)

**CONDITION:** The enemy is conducting an engineer reconnaissance. The opposing forces (OPFOR) element is positioned along the enemy's route.

**STANDARD:** The OPFOR element disrupts an engineer reconnaissance. 1. Prevents the unit from meeting its specified time schedule. 2. Forces the unit to deviate from its specified route. 3. Prevents the unit from accomplishing its assigned engineer reconnaissance. 4. Surprises the unit conducting the reconnaissance.

**TASK:** Conduct an Ambush (5-OPFOR-0007)

**CONDITION:** The enemy is moving in a convoy. The opposing forces (OPFOR) element is positioned along the enemy's route.

**STANDARD:** The OPFOR element inflicts casualties on the enemy and causes vehicle and equipment damage. 1. Prepares an ambush site before the element arrives. 2. Surprises march element forces. 3. Inflicts heavy casualties within the designated kill zone. 4. Inflicts heavy damage to vehicles and equipment within the designated kill zone. 5. Delays the march element from reaching a specified destination for a specified period of time. 6. Withdraws on order. 7. Sustains no casualties. 8. Reports actions to superiors.

**TASK:** Surrender to the Capturing Unit on the Battlefield (5-OPFOR-0024)

**CONDITION:** The enemy has captured the opposing forces (OPFOR) element's soldiers, documents, and equipment sensitive to the OPFOR tactical operations.

**STANDARD:** The OPFOR soldiers retain or destroy documents and equipment. The OPFOR element surrenders documents and equipment of no tactical use to the enemy and attempts to conceal or destroy items of tactical value. The OPFOR element attempts escape and evasion. 1. Prevents the successful capture of documents and equipment. 2. Destroys documents and equipment. 3. Removes identifying markings from equipment. 4. Removes unit-identifying insignia. 5. Provides misleading information. 6. Plans an escape. 7. Delays movement to the nearest collection point. 8. Prevents safeguarding of enemy prisoners of war (EPWs) in order to cause embarrassment to the United States (US).

**TASK:** Disrupt a Route Reconnaissance (5-OPFOR-0021)

**CONDITION:** The enemy is conducting a route reconnaissance. The opposing forces (OPFOR) element is positioned along the enemy's route.

**STANDARD:** The OPFOR element attempts to disrupt a squad/section conducting a route reconnaissance. 1. Prevents the unit from meeting its specified time schedule. 2. Forces the unit to deviate from its specified route. 3. Prevents the unit from reaching its assigned destination. 4. Surprises the squad/section. 5. Inflicts casualties on the unit.

**TASK:** Disrupt Defensive Preparations (5-OPFOR-0018)

**CONDITION:** The opposing forces (OPFOR) element has located the enemy. Priority intelligence requirements (PIR) and other intelligence requirements obtained by OPFOR patrols indicate that the enemy elements are establishing defensive positions. The OPFOR element has automatic and antiarmor weapons and light mortars.

**STANDARD:** The OPFOR element disrupts and delays the enemy's defensive preparations. 1. Locates and penetrates the enemy's security system. 2. Forces the enemy to delay defensive preparations. 3. Disrupts the enemy's obstacle preparations.

**TASK:** Disrupt Quartering Party Operations (5-OPFOR-0017)

**CONDITION:** The enemy is conducting quartering party operations. It has established an assembly area (AA) but has not moved in the main body.

**STANDARD:** The opposing forces (OPFOR) element attempts to disrupt quartering party operations and infiltrate the enemy's AA. 1. Locates the quartering party and the AA. 2. Surprises the main body. 3. Penetrates the AA with squad-size probes. 4. Inflicts personnel casualties and vehicle damage. 5. Disrupts the unit's preparations (prevents or delays beyond the unit's allotted time).

**TASK:** Disrupt Enemy Movement and Operations Using Tactical Nuclear Weapons (5-OPFOR-0016)

**CONDITION:** The opposing forces (OPFOR) element has located the enemy. Priority intelligence requirements (PIR) and other intelligence requirements have been obtained by OPFOR patrols. Tactical nuclear weapons are employed against key locations in the rear area.

**STANDARD:** The OPFOR element disrupts enemy movement and operations. 1. Disrupts or delays the movement of the enemy's equipment and supplies to the forward areas. 2. Destroys enemy equipment and supplies. 3. Inflicts a high rate of nuclear casualties among the enemy forces. 4. Denies the enemy the use of specified areas. 5. Contaminates the enemy's equipment and supplies.

**TASK:** Disrupt Enemy Movement and Operations Using Persistent and Nonpersistent Chemical Weapons (5-OPFOR-0015)

**CONDITION:** The opposing forces (OPFOR) element has located the enemy. Priority intelligence requirements (PIR) and other intelligence requirements have been obtained by OPFOR patrols. The OPFOR units deliver chemical agents, by means of conventional artillery weapons or aircraft, along selected supply routes and key bases in the rear area.

**STANDARD:** The OPFOR element disrupts enemy movement and operations using persistent and nonpersistent chemical weapons. 1. Delivers chemical agents in low and densely wooded areas. 2. Delays the movement of enemy supplies and equipment to the forward areas. 3. Restricts the movement of the enemy units in the rear area. 4. Channels the movement of enemy units into predesignated ambush areas. 5. Contaminates enemy supplies and equipment. 6. Inflicts a high rate of casualties on enemy forces.

**TASK:** Counter Passage of Lines (5-OPFOR-0012)

**CONDITION:** Enemy forces are in defensive positions, but they are expected to attempt passage-of-lines operations. The opposing forces (OPFOR) received orders to disrupt enemy passage-of-lines operations.

**STANDARD:** The OPFOR element delays or prevents enemy passage of lines. 1. Delays the passage. 2. Prevents the company from moving all personnel through the stationary unit. 3. Engages the main body of either the moving or the stationary unit.

**TASK:** Disrupt Movement (5-OPFOR-0014)

**CONDITION:** The enemy is expected to move through the opposing forces (OPFOR) element's area of operations. The OPFOR element has received an operation order (OPORD) or fragmentary order (FRAGO) to disrupt enemy movement. The enemy has the capability to defend with direct fire and antiarmor weapons.

**STANDARD:** The OPFOR element delays enemy movement. 1. Delays the element. 2. Forces the element to deviate from its route. 3. Prevents the element from reaching its destination. 4. Surprises the element's main body.

**TASK:** Disrupt Assembly Area (AA) Activities (5-OPFOR-0013)

**CONDITION:** Intelligence reports indicate that platoon- and company-size enemy units are operating in the opposing forces (OPFOR) area of operations. Enemy units can defend from AAs with direct fire, antiarmor weapons, and indirect fire. The enemy has close air support (CAS) and nuclear, biological, and chemical (NBC) capabilities.

**STANDARD:** The OPFOR element locates and disrupts the enemy's AA activities. 1. Locates the element's AA. 2. Probes the AA with squad- or team-size elements. 3. Inflicts more than 5 percent casualties on the element. 4. Disrupts the element's preparations (prevents or delays beyond the element's allotted time).

**TASK:** Attack (5-OPFOR-0001)

**CONDITION:** The opposing forces (OPFOR) element has located the enemy. The priority intelligence requirements (PIR) and other intelligence requirements have been obtained by OPFOR patrols. The OPFOR element has automatic and antiarmor weapons and light mortars.

**STANDARD:** The OPFOR element attempts to seize the terrain, vehicles, or equipment. 1. Develops an attack plan. 2. Surprises the enemy unit's main body. 3. Initiates the attack using a scheme of maneuver that exploits the enemy's flanks, gaps, and weaknesses. 4. Uses covered and concealed routes to approach the enemy forces' flanks, gaps, or weakly held areas. 5. Employs indirect fire to support the attack. 6. Penetrates enemy defenses. 7. Destroys equipment and supplies. 8. Inflicts heavy casualties. 9. Isolates the combat service support (CSS) base by blocking reinforcements. 10. Forces enemy units to displace. 11. Avoids being fixed in one position. 12. Withdraws before the CSS base is reinforced with tactical combat forces.

**ELEMENT:** Three Combat Mobility Platoons

**TASK:** Assemble and Install Culverts (05-3-0710)  
(FM 5-34) (FM 5-430-00-1) (FM 5-430-00-2)

**ITERATION:** 1 2 3 4 5 M (Circle)

**COMMANDER/LEADER ASSESSMENT:** T P U (Circle)

**CONDITIONS:** The element receives a mission to install a culvert across a road. The mission statement specifies the general location, the availability of corrugated metal pipe (CMP), and the completion time. Digital units have performed functionality checks, and systems are operational. Some iterations of this task should be performed in MOPP4.

**TASK STANDARDS:** The platoon designs and installs the culvert to provide drainage for area runoff and to support the military load classification (MLC) traffic for the road, no later than the time specified in the operation order (OPORD). Digital units send and receive orders and reports using frequency modulated (FM) or digital means. The time required to perform this task is increased when conducting it in mission-oriented protection posture (MOPP) 4.

TASK STEPS AND PERFORMANCE MEASURES	GO	NO-GO
<p>* 1. The platoon leader conducts troop-leading procedures. In addition, the platoon leader coordinates with the company for construction equipment, tools, and materials.</p> <p>* 2. The platoon leader or the platoon sergeant establishes jobsite security.</p> <p>* 3. The platoon leader sizes the culvert.</p> <p>a. Determined the runoff using the field expedient <math>Q = 2ARC</math> method, where--  <math>Q</math> = Total runoff in cubic feet per second (cfs).  <math>A</math> = Drainage area in acres.  <math>R</math> = Rainfall intensity.  <math>C</math> = Coefficient factor.</p> <p>NOTE: This method is applicable only to drainage areas of 100 acres or less.</p> <p>b. Determined the culvert size and number of pipes. Used only available culvert sizes in the calculation.</p> <p>4. The platoon prepares the culvert site.</p> <p>a. Selected the specific culvert location. The culvert followed an established drainage channel if one existed. Placed the culvert perpendicular to the road centerline where no channel existed. For a ditch-relief culvert, placed the culvert at a 60-degree angle to the roadside ditch.</p> <p>b. Ensured that the culvert invert elevation was at or below the bottom of the existing natural drainage channel or ditch.</p> <p>c. Ensured that the culvert slope was between 0.5 percent and 2.0 percent.</p> <p>NOTE: A slope less than 0.5 percent is unacceptable. Slopes greater than 2.0 percent require erosion control at the culvert outlet, such as riprap.</p> <p>5. The platoon prepares the culvert trench.</p> <p>a. Ensured that the trench for the culvert bed had the proper slope and adequate depth for the bed, culvert, and cover. The depth of the culvert bed was at least one-tenth of the culvert diameter. Cover was equal to the greater of one half of the culvert diameter or 30 centimeters.</p>		



TASK STEPS AND PERFORMANCE MEASURES	GO	NO-GO
<p>b. Ensured that the trench width provided for the culvert diameter, side spacing and, if multiple pipes are installed, interculvert spacing. The side and interculvert spacing was one-half of the culvert diameter.</p> <p>c. Installed shoring before emplacing the culvert if the trench was deeper than shoulder height of the soldiers in it and the sides were not cut back to their natural angle of repose.</p> <p>6. The platoon installs the culvert.</p> <p>NOTE: The ditch has no standing or running water in it when installation begins. The culvert bed, made of granular fill, is placed and compacted in 15-centimeter lifts. The minimum depth of the bed is one-tenth of the culvert diameter.</p> <p>a. Assembled the CMP culvert.</p> <p>(1) Constructed the CMP bottom section downstream to upstream.</p> <p>(2) Lapped the upstream CMP section from upstream to downstream.</p> <p>(3) Centered the top sections over the bottom section joints.</p> <p>(4) Offset the first top section in the downstream direction about one-half section.</p> <p>(5) Bolted all joints where three sections of pipe overlapped.</p> <p>b. Placed and compacted the backfill in 15-centimeter lifts.</p> <p>c. Constructed the upstream headwall using sandbags, timber, or rock.</p> <p>d. Constructed the downstream headwall if time permitted. If no downstream headwall was constructed, the CMP extended a minimum of 61 centimeters beyond the toe of the slope.</p> <p>* 7. The platoon leader submits status reports to the company according to the unit's standing operating procedure (SOP).</p>		

TASK PERFORMANCE / EVALUATION SUMMARY BLOCK							
ITERATION	1	2	3	4	5	M	TOTAL
TOTAL TASK STEPS EVALUATED							
TOTAL TASK STEPS "GO"							
TRAINING STATUS "GO"/"NO-GO"							

"\*" indicates a leader task step.

#### SUPPORTING INDIVIDUAL TASKS: NONE

#### SUPPORTING COLLECTIVE TASKS

Task Number	Task Title
05-1-0721	Plan/Control Augmentation Support
05-2-7008	Prepare an Operation Order (OPORD) (Company/Platoon)

#### OPFOR TASKS AND STANDARDS

**TASK:** Surrender to the Capturing Unit on the Battlefield (5-OPFOR-0024)

**CONDITION:** The enemy has captured the opposing forces (OPFOR) element's soldiers, documents, and equipment sensitive to the OPFOR tactical operations.

**STANDARD:** The OPFOR soldiers retain or destroy documents and equipment. The OPFOR element surrenders documents and equipment of no tactical use to the enemy and attempts to conceal or destroy items of tactical value. The OPFOR element attempts escape and evasion. 1. Prevents the successful capture of documents and equipment. 2. Destroys documents and equipment. 3. Removes identifying markings from equipment. 4. Removes unit-identifying insignia. 5. Provides misleading information. 6. Plans an escape. 7. Delays movement to the nearest collection point. 8. Prevents safeguarding of enemy prisoners of war (EPWs) in order to cause embarrassment to the United States (US).

**TASK:** Conduct Air Attacks (5-OPFOR-0002)

**CONDITION:** The opposing forces (OPFOR) element in the rear area has forwarded the positions of the enemy support sites or the locations of moving elements. The OPFOR aircraft have been dispatched to attack enemy installations or convoys.

**STANDARD:** The OPFOR element attempts to delay, disrupt, or damage the enemy targets by air. 1. Locates the target (support sites or convoys). 2. Makes attack runs on the designated targets. 3. Inflicts heavy damage to the selected target. 4. Sustains no loss of aircraft. 5. Delays moving the force for more than one hour.

**TASK:** Conduct Terrorist and Saboteur Attacks (5-OPFOR-0005)

**CONDITION:** The opposing forces (OPFOR) element dispatches small teams into the enemy's rear area to disrupt combat service support (CSS) operations.

**STANDARD:** The enemy sustains disrupted command and control (C2), destroyed equipment and supplies, and light casualties. 1. Locates rear support bases and C2 facilities. 2. Delays and disrupts CSS operations through probes. 3. Infiltrates CSS bases to conduct sabotage and terrorist activities. 4. Inflicts light casualties. 5. Destroys supplies and equipment.

**TASK:** Conduct Sniper Operations (5-OPFOR-0006)

**CONDITION:** The opposing forces (OPFOR) element has assigned snipers (regular or irregular elements) in the enemy's rear area along the main supply route (MSR) and near support sites.

**STANDARD:** The OPFOR element kills or wounds targets. 1. Sets up a well-concealed location. 2. Engages vehicle drivers or personnel on foot with short bursts of semiautomatic fire. 3. Kills or wounds selected targets. 4. Prevents the position from being discovered by enemy forces. 5. Evacuates the area without being spotted. 6. Reports all specified priority intelligence requirements (PIR) and other intelligence requirements to the OPFOR headquarters (HQ).

**TASK:** Conduct an Attack (5-OPFOR-0008)

**CONDITION:** The enemy is conducting tactical operations. The opposing forces (OPFOR) element receives orders to attack the enemy, the area of occupation, or the main supply route (MSR) with smoke.

**STANDARD:** The OPFOR element disrupts the enemy's movement and smoke operations. 1. Determines the delivery method of the smoke attack. 2. Locates the target. 3. Delivers the smoke attack downwind. 4. Attacks the enemy with smoke, and surge attacks when the enemy responds to the smoke.

**TASK:** Conduct an Aerial Reconnaissance (5-OPFOR-0010)

**CONDITION:** The opposing forces (OPFOR) headquarters (HQ) element requires intelligence on the locations and identification of enemy elements. An aircraft is dispatched to take photographs and make a visual inspection of the enemy rear area.

**STANDARD:** The OPFOR element gathers photograph intelligence of the enemy. 1. Photographs the assigned sectors. 2. Makes quick visual checks where the ceiling is low. 3. Locates enemy positions in the area, particularly support and storage bases, and command and control (C2) facilities. 4. Sustains no loss of aircraft. 5. Reports priority intelligence requirements (PIR) and other information requirements to the OPFOR HQ.

**TASK:** Gather Intelligence (5-OPFOR-0011)

**CONDITION:** The opposing forces (OPFOR) small element, operating in the rear area, is planning attacks on enemy bases. Information is needed to complete the plans.

**STANDARD:** The OPFOR element infiltrates, gathers intelligence information, and submits its findings to the command. 1. Identifies all priority intelligence requirements (PIR) and other intelligence requirements. 2. Passes through any outpost, defensive wire, or warning devices undetected. 3. Moves to an observation point that offers cover and concealment and is clear enough to gather PIR and other intelligence requirements. 4. Gathers all PIR and other intelligence requirements. 5. Withdraws from the area undetected. 6. Reports all information to the OPFOR headquarters (HQ).

**TASK:** Disrupt Movement (5-OPFOR-0014)

**CONDITION:** The enemy is expected to move through the opposing forces (OPFOR) element's area of operations. The OPFOR element has received an operation order (OPORD) or fragmentary order (FRAGO) to disrupt enemy movement. The enemy has the capability to defend with direct fire and antiarmor weapons.

**STANDARD:** The OPFOR element delays enemy movement. 1. Delays the element. 2. Forces the element to deviate from its route. 3. Prevents the element from reaching its destination. 4. Surprises the element's main body.

**TASK:** Maintain Contact (5-OPFOR-0003)

**CONDITION:** The opposing forces (OPFOR) element is engaged with enemy base defense forces. The enemy forces are withdrawing under pressure.

**STANDARD:** The OPFOR element maintains enemy contact while the enemy withdraws. 1. Engages the enemy forces decisively. 2. Advances the OPFOR as the enemy forces withdraw. 3. Inflicts heavy casualties. 4. Captures the members of the enemy force. 5. Captures documents and equipment. 6. Safeguards captured documents, equipment, and personnel.

**TASK:** Conduct a Raid (5-OPFOR-0004)

**CONDITION:** The opposing forces (OPFOR) element has occupied an objective rally point and has orders to conduct a raid on a combat service support (CSS) base.

**STANDARD:** The OPFOR element infiltrates the enemy's base and destroys all of the targets. 1. Surprises the enemy forces. 2. Assaults the support base and accomplishes the assigned tasks. 3. Destroys the specified equipment and supplies. 4. Avoids being decisively engaged. 5. Withdraws all personnel from the objective areas within the time prescribed. 6. Obtains all priority intelligence requirements (PIR) from the raid site. 7. Sustains only light casualties from enemy fire.

**TASK:** Disrupt a Net Control Station (NCS) (5-OPFOR-0019)

**CONDITION:** The enemy has established a NCS. The opposing forces (OPFOR) element has radio and jamming equipment.

**STANDARD:** The OPFOR element attempts to disrupt an NCS. 1. Attempts to locate the radio frequency that the unit is operating on. 2. Attempts to enter the radio net. 3. Attempts to issue "bogus" orders to a unit on the net. 4. Jams the radio frequency and forces the unit to go to an alternate frequency.

**TASK:** Disrupt Construction of Vehicle Fighting Positions (5-OPFOR-0020)

**CONDITION:** The opposing forces (OPFOR) element has located the enemy. The priority intelligence requirements (PIR) and other intelligence obtained by OPFOR patrols indicate the enemy is constructing vehicle fighting positions within its defensive area. The OPFOR element has automatic and antiarmor weapons and light mortars.

**STANDARD:** The OPFOR element attempts to disrupt the enemy's efforts to establish vehicle fighting positions. 1. Locates the defensive area. 2. Surprises the main body. 3. Penetrates the defensive area with squad-size probes. 4. Inflicts casualties on the unit. 5. Destroys vehicles. 6. Disrupts the unit's preparations (prevents or delays beyond the unit's allotted time).

**TASK:** Defeat Obstacles (5-OPFOR-0009)

**CONDITION:** The opposing forces (OPFOR) element encounters an obstacle that blocks the avenue of approach as it advances upon the enemy forces.

**STANDARD:** The OPFOR element bypasses or breaches the enemy obstacle. 1. Detects the obstacle before halting its main body. 2. Defeats the obstacle. a. Bypasses the obstacle without entering the engagement areas. b. Breaches the obstacle within 45 minutes and passes its entire force through the obstacle. 3. Does not incur degradation to the point that the mission must be discontinued.

**TASK:** Disrupt an Engineer Reconnaissance (5-OPFOR-0022)

**CONDITION:** The enemy is conducting an engineer reconnaissance. The opposing forces (OPFOR) element is positioned along the enemy's route.

**STANDARD:** The OPFOR element disrupts an engineer reconnaissance. 1. Prevents the unit from meeting its specified time schedule. 2. Forces the unit to deviate from its specified route. 3. Prevents the unit from accomplishing its assigned engineer reconnaissance. 4. Surprises the unit conducting the reconnaissance.

**TASK:** Conduct an Ambush (5-OPFOR-0007)

**CONDITION:** The enemy is moving in a convoy. The opposing forces (OPFOR) element is positioned along the enemy's route.

**STANDARD:** The OPFOR element inflicts casualties on the enemy and causes vehicle and equipment damage. 1. Prepares an ambush site before the element arrives. 2. Surprises march element forces. 3. Inflicts heavy casualties within the designated kill zone. 4. Inflicts heavy damage to vehicles and equipment within the designated kill zone. 5. Delays the march element from reaching a specified destination for a specified period of time. 6. Withdraws on order. 7. Sustains no casualties. 8. Reports actions to superiors.

**TASK:** Disrupt a Route Reconnaissance (5-OPFOR-0021)

**CONDITION:** The enemy is conducting a route reconnaissance. The opposing forces (OPFOR) element is positioned along the enemy's route.

**STANDARD:** The OPFOR element attempts to disrupt a squad/section conducting a route reconnaissance. 1. Prevents the unit from meeting its specified time schedule. 2. Forces the unit to deviate from its specified route. 3. Prevents the unit from reaching its assigned destination. 4. Surprises the squad/section. 5. Inflicts casualties on the unit.

**TASK:** Disrupt Defensive Preparations (5-OPFOR-0018)

**CONDITION:** The opposing forces (OPFOR) element has located the enemy. Priority intelligence requirements (PIR) and other intelligence requirements obtained by OPFOR patrols indicate that the enemy elements are establishing defensive positions. The OPFOR element has automatic and antiarmor weapons and light mortars.

**STANDARD:** The OPFOR element disrupts and delays the enemy's defensive preparations. 1. Locates and penetrates the enemy's security system. 2. Forces the enemy to delay defensive preparations. 3. Disrupts the enemy's obstacle preparations.

**TASK:** Disrupt Quartering Party Operations (5-OPFOR-0017)

**CONDITION:** The enemy is conducting quartering party operations. It has established an assembly area (AA) but has not moved in the main body.

**STANDARD:** The opposing forces (OPFOR) element attempts to disrupt quartering party operations and infiltrate the enemy's AA. 1. Locates the quartering party and the AA. 2. Surprises the main body. 3. Penetrates the AA with squad-size probes. 4. Inflicts personnel casualties and vehicle damage. 5. Disrupts the unit's preparations (prevents or delays beyond the unit's allotted time).

**TASK:** Disrupt Enemy Movement and Operations Using Tactical Nuclear Weapons (5-OPFOR-0016)

**CONDITION:** The opposing forces (OPFOR) element has located the enemy. Priority intelligence requirements (PIR) and other intelligence requirements have been obtained by OPFOR patrols. Tactical nuclear weapons are employed against key locations in the rear area.

**STANDARD:** The OPFOR element disrupts enemy movement and operations. 1. Disrupts or delays the movement of the enemy's equipment and supplies to the forward areas. 2. Destroys enemy equipment and supplies. 3. Inflicts a high rate of nuclear casualties among the enemy forces. 4. Denies the enemy the use of specified areas. 5. Contaminates the enemy's equipment and supplies.

**TASK:** Disrupt Enemy Movement and Operations Using Persistent and Nonpersistent Chemical Weapons (5-OPFOR-0015)

**CONDITION:** The opposing forces (OPFOR) element has located the enemy. Priority intelligence requirements (PIR) and other intelligence requirements have been obtained by OPFOR patrols. The OPFOR units deliver chemical agents, by means of conventional artillery weapons or aircraft, along selected supply routes and key bases in the rear area.

**STANDARD:** The OPFOR element disrupts enemy movement and operations using persistent and nonpersistent chemical weapons. 1. Delivers chemical agents in low and densely wooded areas. 2. Delays the movement of enemy supplies and equipment to the forward areas. 3. Restricts the movement of the enemy units in the rear area. 4. Channels the movement of enemy units into predesignated ambush areas. 5. Contaminates enemy supplies and equipment. 6. Inflicts a high rate of casualties on enemy forces.

**TASK:** Counter Passage of Lines (5-OPFOR-0012)

**CONDITION:** Enemy forces are in defensive positions, but they are expected to attempt passage-of-lines operations. The opposing forces (OPFOR) received orders to disrupt enemy passage-of-lines operations.

**STANDARD:** The OPFOR element delays or prevents enemy passage of lines. 1. Delays the passage. 2. Prevents the company from moving all personnel through the stationary unit. 3. Engages the main body of either the moving or the stationary unit.

**TASK:** Disrupt Assembly Area (AA) Activities (5-OPFOR-0013)

**CONDITION:** Intelligence reports indicate that platoon- and company-size enemy units are operating in the opposing forces (OPFOR) area of operations. Enemy units can defend from AAs with direct fire, antiarmor weapons, and indirect fire. The enemy has close air support (CAS) and nuclear, biological, and chemical (NBC) capabilities.

**STANDARD:** The OPFOR element locates and disrupts the enemy's AA activities. 1. Locates the element's AA. 2. Probes the AA with squad- or team-size elements. 3. Inflicts more than 5 percent casualties on the element. 4. Disrupts the element's preparations (prevents or delays beyond the element's allotted time).

**TASK:** Attack (5-OPFOR-0001)

**CONDITION:** The opposing forces (OPFOR) element has located the enemy. The priority intelligence requirements (PIR) and other intelligence requirements have been obtained by OPFOR patrols. The OPFOR element has automatic and antiarmor weapons and light mortars.

**STANDARD:** The OPFOR element attempts to seize the terrain, vehicles, or equipment. 1. Develops an attack plan. 2. Surprises the enemy unit's main body. 3. Initiates the attack using a scheme of maneuver that exploits the enemy's flanks, gaps, and weaknesses. 4. Uses covered and concealed routes to approach the enemy forces' flanks, gaps, or weakly held areas. 5. Employs indirect fire to support the attack. 6. Penetrates enemy defenses. 7. Destroys equipment and supplies. 8. Inflicts heavy casualties. 9. Isolates the combat service support (CSS) base by blocking reinforcements. 10. Forces enemy units to displace. 11. Avoids being fixed in one position. 12. Withdraws before the CSS base is reinforced with tactical combat forces.

**TASK:** Defend a Minefield (5-OPFOR-0023)

**CONDITION:** The enemy is conducting a minefield sweeping operation. The opposing forces (OPFOR) element has a minefield placed in the enemy's path. The minefield is under constant observation and fire.

**STANDARD:** The OPFOR element defends a minefield against an enemy element conducting a minefield sweeping operation. 1. Prevents the unit from detecting the obstacle. 2. Disrupts the minefield sweeping operation. 3. Prevents the unit from conducting the minefield sweeping operation, prevents the unit from moving all personnel through the breach or delays the completion of the minefield sweeping operation for more than 45 minutes.

**ELEMENT:** Mobility Support Platoon

**TASK:** Construct Airfield Surfaces (05-3-0770)  
(FM 5-430-00-1) (FM 5-430-00-2)

**ITERATION:** 1 2 3 4 5 M (Circle)

**COMMANDER/LEADER ASSESSMENT:** T P U (Circle)

**CONDITIONS:** The platoon receives a mission to construct airfield surfaces. The job location and mission duration are specified. The area has been surveyed and marked with stakes. Plans and specifications are provided. Digital units have performed functionality checks, and systems are operational. Some iterations of this task should be performed in MOPP4.

**TASK STANDARDS:** The platoon constructs airfield surfaces capable of supporting the aircraft for which they were designed. Surfaces are prepared to accommodate subsequent surfacing and paving operations. The completed project is accepted by the user or higher headquarters (HQ). Digital units send and receive reports using frequency-modulated (FM) or digital means. The time required to perform this task is increased when conducting it in mission-oriented protection posture (MOPP) 4.

TASK STEPS AND PERFORMANCE MEASURES	GO	NO-GO
<ul style="list-style-type: none"> <li>* 1. The element leader conducts troop-leading procedures.               <ul style="list-style-type: none"> <li>a. Verified the accuracy of the construction plans and specifications.</li> <li>b. Ensured that the bill of materials (BOM) included all materials required to complete the construction.</li> <li>c. With the platoon sergeant's assistance, verified that all required stakes were placed correctly.</li> <li>d. Conducted movement after the operation order (OPORD) was issued to subordinates and all preparations were completed.</li> </ul> </li> <li>* 2. The element leader/subordinate leader establishes jobsite security.</li> <li>* 3. The element leader submits requests for changes to improve or correct construction plans and specifications according to the unit's standing operating procedure (SOP), when needed.</li> <li>4. The element conducts clearing, grubbing, and stripping operations. It also removes all unwanted vegetation, obstacles, and objectionable topsoil and sod from the site.</li> <li>5. The element conducts drainage operations.               <ul style="list-style-type: none"> <li>a. Provided for the removal of all surface water from the operating areas.</li> <li>b. Intercepted and disposed of runoff from adjoining areas that interfered with construction.</li> <li>c. Intercepted and removed detrimental groundwater from the base course and subgrade.</li> </ul> </li> <li>6. The element conducts cut-and-fill operations providing a continuous, stable subgrade capable of supporting the load-carrying requirements of the planned airfield surface.</li> <li>7. The element conducts soil stabilization operations, improving the soil's engineering characteristics and performance to meet the specified requirements for the airfield surface.</li> <li>8. The element conducts compaction operations.</li> </ul>		

TASK STEPS AND PERFORMANCE MEASURES	GO	NO-GO
a. Compacted the subgrade, subbase, and base soils to the design specifications for the minimum density. b. Maintained the moisture content at or near the optimum level within the practical limits of field construction operations.  * 9. The element leader ensures that the airfield surface is finished to grade according to the specifications.  *10. The element leader turns the completed project over to the user or higher HQ.  *11. The element leader submits a status report to higher HQ.		

TASK PERFORMANCE / EVALUATION SUMMARY BLOCK							
ITERATION	1	2	3	4	5	M	TOTAL
TOTAL TASK STEPS EVALUATED							
TOTAL TASK STEPS "GO"							
TRAINING STATUS "GO"/"NO-GO"							

"\*" indicates a leader task step.

#### SUPPORTING INDIVIDUAL TASKS

Task Number	Task Title
052-253-1051	Compact Loose Material with High-Speed Tamping Foot Compactor
052-253-1053	Roll Material with Self-Propelled Vibratory Roller
052-253-1059	Pressure Fill Water Distributor
052-253-1060	Spray an Area with Water Distributor
052-254-1037	Construct a Ditch with the Crawler Tractor
052-254-1038	Construct a Stockpile with the Crawler Tractor
052-254-1042	Level Fill Material in a Fill Area with the Angle Blade of the Crawler Tractor
052-254-1043	Push Load the Scraper with the Crawler Tractor
052-254-1044	Recover Equipment with the Crawler Tractor Winch
052-254-1045	Remove Trees with the Crawler Tractor
052-254-1046	Remove Brush with the Crawler Tractor
052-254-1047	Remove Stumps with the Crawler Tractor
052-254-1048	Remove Boulders with the Crawler Tractor
052-254-1052	Construct a V Ditch with the Motorized Grader
052-254-1055	Spread Piles of Loose Material with the Motorized Grader
052-254-1058	Construct a Stockpile with the Scoop Loader
052-254-1060	Load a Haul Unit with the Scoop Loader
052-254-1061	Move a Load with the Scoop Loader Clamshell
052-254-1063	Excavate Material from an Area with the Wheeled-Tractor Scraper/Motorized Scraper
052-254-1064	Spread Fill Material with the Wheeled-Tractor Scraper/Motorized Scraper
052-256-3034	Organize Jobsite Security
052-256-4141	Determine Events in a Construction Project
052-256-4143	Schedule Work in a Construction Project

#### SUPPORTING COLLECTIVE TASKS

Task Number	Task Title
05-3-0755	Conduct Cut/Fill Operations
05-3-0758	Conduct Compaction Operations



**SUPPORTING COLLECTIVE TASKS**

<b>Task Number</b>	<b>Task Title</b>
05-3-0759	Conduct Soil Stabilization Operations
05-3-0760	Conduct Construction Drainage Operations
05-3-0762	Conduct Clearing, Grubbing, and Stripping Operations
05-3-0904.05-R01A	Establish Jobsite Security
05-3-1018.05-R01A	Conduct Troop-Leading Procedures

**OPFOR TASKS AND STANDARDS**

**TASK:** Conduct an Ambush (5-OPFOR-0007)

**CONDITION:** The enemy is moving in a convoy. The opposing forces (OPFOR) element is positioned along the enemy's route.

**STANDARD:** The OPFOR element inflicts casualties on the enemy and causes vehicle and equipment damage. 1. Prepares an ambush site before the element arrives. 2. Surprises march element forces. 3. Inflicts heavy casualties within the designated kill zone. 4. Inflicts heavy damage to vehicles and equipment within the designated kill zone. 5. Delays the march element from reaching a specified destination for a specified period of time. 6. Withdraws on order. 7. Sustains no casualties. 8. Reports actions to superiors.

**TASK:** Maintain Contact (5-OPFOR-0003)

**CONDITION:** The opposing forces (OPFOR) element is engaged with enemy base defense forces. The enemy forces are withdrawing under pressure.

**STANDARD:** The OPFOR element maintains enemy contact while the enemy withdraws. 1. Engages the enemy forces decisively. 2. Advances the OPFOR as the enemy forces withdraw. 3. Inflicts heavy casualties. 4. Captures the members of the enemy force. 5. Captures documents and equipment. 6. Safeguards captured documents, equipment, and personnel.

**TASK:** Conduct a Raid (5-OPFOR-0004)

**CONDITION:** The opposing forces (OPFOR) element has occupied an objective rally point and has orders to conduct a raid on a combat service support (CSS) base.

**STANDARD:** The OPFOR element infiltrates the enemy's base and destroys all of the targets. 1. Surprises the enemy forces. 2. Assaults the support base and accomplishes the assigned tasks. 3. Destroys the specified equipment and supplies. 4. Avoids being decisively engaged. 5. Withdraws all personnel from the objective areas within the time prescribed. 6. Obtains all priority intelligence requirements (PIR) from the raid site. 7. Sustains only light casualties from enemy fire.

**TASK:** Conduct an Attack (5-OPFOR-0008)

**CONDITION:** The enemy is conducting tactical operations. The opposing forces (OPFOR) element receives orders to attack the enemy, the area of occupation, or the main supply route (MSR) with smoke.

**STANDARD:** The OPFOR element disrupts the enemy's movement and smoke operations. 1. Determines the delivery method of the smoke attack. 2. Locates the target. 3. Delivers the smoke attack downwind. 4. Attacks the enemy with smoke, and surge attacks when the enemy responds to the smoke.

**TASK:** Disrupt a Net Control Station (NCS) (5-OPFOR-0019)

**CONDITION:** The enemy has established a NCS. The opposing forces (OPFOR) element has radio and jamming equipment.

**STANDARD:** The OPFOR element attempts to disrupt an NCS. 1. Attempts to locate the radio frequency that the unit is operating on. 2. Attempts to enter the radio net. 3. Attempts to issue "bogus" orders to a unit on the net. 4. Jams the radio frequency and forces the unit to go to an alternate frequency.

**TASK:** Disrupt Construction of Vehicle Fighting Positions (5-OPFOR-0020)

**CONDITION:** The opposing forces (OPFOR) element has located the enemy. The priority intelligence requirements (PIR) and other intelligence obtained by OPFOR patrols indicate the enemy is constructing vehicle fighting positions within its defensive area. The OPFOR element has automatic and antiarmor weapons and light mortars.

**STANDARD:** The OPFOR element attempts to disrupt the enemy's efforts to establish vehicle fighting positions. 1. Locates the defensive area. 2. Surprises the main body. 3. Penetrates the defensive area with squad-size probes. 4. Inflicts casualties on the unit. 5. Destroys vehicles. 6. Disrupts the unit's preparations (prevents or delays beyond the unit's allotted time).

**TASK:** Defeat Obstacles (5-OPFOR-0009)

**CONDITION:** The opposing forces (OPFOR) element encounters an obstacle that blocks the avenue of approach as it advances upon the enemy forces.

**STANDARD:** The OPFOR element bypasses or breaches the enemy obstacle. 1. Detects the obstacle before halting its main body. 2. Defeats the obstacle. a. Bypasses the obstacle without entering the engagement areas. b. Breaches the obstacle within 45 minutes and passes its entire force through the obstacle. 3. Does not incur degradation to the point that the mission must be discontinued.

**TASK:** Disrupt an Engineer Reconnaissance (5-OPFOR-0022)

**CONDITION:** The enemy is conducting an engineer reconnaissance. The opposing forces (OPFOR) element is positioned along the enemy's route.

**STANDARD:** The OPFOR element disrupts an engineer reconnaissance. 1. Prevents the unit from meeting its specified time schedule. 2. Forces the unit to deviate from its specified route. 3. Prevents the unit from accomplishing its assigned engineer reconnaissance. 4. Surprises the unit conducting the reconnaissance.

**TASK:** Conduct an Aerial Reconnaissance (5-OPFOR-0010)

**CONDITION:** The opposing forces (OPFOR) headquarters (HQ) element requires intelligence on the locations and identification of enemy elements. An aircraft is dispatched to take photographs and make a visual inspection of the enemy rear area.

**STANDARD:** The OPFOR element gathers photograph intelligence of the enemy. 1. Photographs the assigned sectors. 2. Makes quick visual checks where the ceiling is low. 3. Locates enemy positions in the area, particularly support and storage bases, and command and control (C2) facilities. 4. Sustains no loss of aircraft. 5. Reports priority intelligence requirements (PIR) and other information requirements to the OPFOR HQ.

**TASK:** Conduct Terrorist and Saboteur Attacks (5-OPFOR-0005)

**CONDITION:** The opposing forces (OPFOR) element dispatches small teams into the enemy's rear area to disrupt combat service support (CSS) operations.

**STANDARD:** The enemy sustains disrupted command and control (C2), destroyed equipment and supplies, and light casualties. 1. Locates rear support bases and C2 facilities. 2. Delays and disrupts CSS operations through probes. 3. Infiltrates CSS bases to conduct sabotage and terrorist activities. 4. Inflicts light casualties. 5. Destroys supplies and equipment.

**TASK:** Disrupt a Route Reconnaissance (5-OPFOR-0021)

**CONDITION:** The enemy is conducting a route reconnaissance. The opposing forces (OPFOR) element is positioned along the enemy's route.

**STANDARD:** The OPFOR element attempts to disrupt a squad/section conducting a route reconnaissance. 1. Prevents the unit from meeting its specified time schedule. 2. Forces the unit to deviate from its specified route. 3. Prevents the unit from reaching its assigned destination. 4. Surprises the squad/section. 5. Inflicts casualties on the unit.

**TASK:** Disrupt Defensive Preparations (5-OPFOR-0018)

**CONDITION:** The opposing forces (OPFOR) element has located the enemy. Priority intelligence requirements (PIR) and other intelligence requirements obtained by OPFOR patrols indicate that the enemy elements are establishing defensive positions. The OPFOR element has automatic and antiarmor weapons and light mortars.

**STANDARD:** The OPFOR element disrupts and delays the enemy's defensive preparations. 1. Locates and penetrates the enemy's security system. 2. Forces the enemy to delay defensive preparations. 3. Disrupts the enemy's obstacle preparations.

**TASK:** Disrupt Quartermaster Operations (5-OPFOR-0017)

**CONDITION:** The enemy is conducting quartermaster operations. It has established an assembly area (AA) but has not moved in the main body.

**STANDARD:** The opposing forces (OPFOR) element attempts to disrupt quartermaster operations and infiltrate the enemy's AA. 1. Locates the quartermaster party and the AA. 2. Surprises the main body. 3. Penetrates the AA with squad-size probes. 4. Inflicts personnel casualties and vehicle damage. 5. Disrupts the unit's preparations (prevents or delays beyond the unit's allotted time).

**TASK:** Disrupt Enemy Movement and Operations Using Tactical Nuclear Weapons (5-OPFOR-0016)

**CONDITION:** The opposing forces (OPFOR) element has located the enemy. Priority intelligence requirements (PIR) and other intelligence requirements have been obtained by OPFOR patrols. Tactical nuclear weapons are employed against key locations in the rear area.

**STANDARD:** The OPFOR element disrupts enemy movement and operations. 1. Disrupts or delays the movement of the enemy's equipment and supplies to the forward areas. 2. Destroys enemy equipment and supplies. 3. Inflicts a high rate of nuclear casualties among the enemy forces. 4. Denies the enemy the use of specified areas. 5. Contaminates the enemy's equipment and supplies.

**TASK:** Disrupt Enemy Movement and Operations Using Persistent and Nonpersistent Chemical Weapons (5-OPFOR-0015)

**CONDITION:** The opposing forces (OPFOR) element has located the enemy. Priority intelligence requirements (PIR) and other intelligence requirements have been obtained by OPFOR patrols. The OPFOR units deliver chemical agents, by means of conventional artillery weapons or aircraft, along selected supply routes and key bases in the rear area.

**STANDARD:** The OPFOR element disrupts enemy movement and operations using persistent and nonpersistent chemical weapons. 1. Delivers chemical agents in low and densely wooded areas. 2. Delays the movement of enemy supplies and equipment to the forward areas. 3. Restricts the movement of the enemy units in the rear area. 4. Channels the movement of enemy units into predesignated ambush areas. 5. Contaminates enemy supplies and equipment. 6. Inflicts a high rate of casualties on enemy forces.

**TASK:** Counter Passage of Lines (5-OPFOR-0012)

**CONDITION:** Enemy forces are in defensive positions, but they are expected to attempt passage-of-lines operations. The opposing forces (OPFOR) received orders to disrupt enemy passage-of-lines operations.

**STANDARD:** The OPFOR element delays or prevents enemy passage of lines. 1. Delays the passage. 2. Prevents the company from moving all personnel through the stationary unit. 3. Engages the main body of either the moving or the stationary unit.

**TASK:** Disrupt Movement (5-OPFOR-0014)

**CONDITION:** The enemy is expected to move through the opposing forces (OPFOR) element's area of operations. The OPFOR element has received an operation order (OPORD) or fragmentary order (FRAGO) to disrupt enemy movement. The enemy has the capability to defend with direct fire and antiarmor weapons.

**STANDARD:** The OPFOR element delays enemy movement. 1. Delays the element. 2. Forces the element to deviate from its route. 3. Prevents the element from reaching its destination. 4. Surprises the element's main body.

**TASK:** Disrupt Assembly Area (AA) Activities (5-OPFOR-0013)

**CONDITION:** Intelligence reports indicate that platoon- and company-size enemy units are operating in the opposing forces (OPFOR) area of operations. Enemy units can defend from AAs with direct fire, antiarmor weapons, and indirect fire. The enemy has close air support (CAS) and nuclear, biological, and chemical (NBC) capabilities.

**STANDARD:** The OPFOR element locates and disrupts the enemy's AA activities. 1. Locates the element's AA. 2. Probes the AA with squad- or team-size elements. 3. Inflicts more than 5 percent casualties on the element. 4. Disrupts the element's preparations (prevents or delays beyond the element's allotted time).

**TASK:** Conduct Air Attacks (5-OPFOR-0002)

**CONDITION:** The opposing forces (OPFOR) element in the rear area has forwarded the positions of the enemy support sites or the locations of moving elements. The OPFOR aircraft have been dispatched to attack enemy installations or convoys.

**STANDARD:** The OPFOR element attempts to delay, disrupt, or damage the enemy targets by air. 1. Locates the target (support sites or convoys). 2. Makes attack runs on the designated targets. 3. Inflicts heavy damage to the selected target. 4. Sustains no loss of aircraft. 5. Delays moving the force for more than one hour.

**TASK:** Conduct Sniper Operations (5-OPFOR-0006)

**CONDITION:** The opposing forces (OPFOR) element has assigned snipers (regular or irregular elements) in the enemy's rear area along the main supply route (MSR) and near support sites.

**STANDARD:** The OPFOR element kills or wounds targets. 1. Sets up a well-concealed location. 2. Engages vehicle drivers or personnel on foot with short bursts of semiautomatic fire. 3. Kills or wounds selected targets. 4. Prevents the position from being discovered by enemy forces. 5. Evacuates the area without being spotted. 6. Reports all specified priority intelligence requirements (PIR) and other intelligence requirements to the OPFOR headquarters (HQ).

**TASK:** Surrender to the Capturing Unit on the Battlefield (5-OPFOR-0024)

**CONDITION:** The enemy has captured the opposing forces (OPFOR) element's soldiers, documents, and equipment sensitive to the OPFOR tactical operations.

**STANDARD:** The OPFOR soldiers retain or destroy documents and equipment. The OPFOR element surrenders documents and equipment of no tactical use to the enemy and attempts to conceal or destroy items of tactical value. The OPFOR element attempts escape and evasion. 1. Prevents the successful capture of documents and equipment. 2. Destroys documents and equipment. 3. Removes identifying markings from equipment. 4. Removes unit-identifying insignia. 5. Provides misleading information. 6. Plans an escape. 7. Delays movement to the nearest collection point. 8. Prevents safeguarding of enemy prisoners of war (EPWs) in order to cause embarrassment to the United States (US).

**TASK:** Attack (5-OPFOR-0001)

**CONDITION:** The opposing forces (OPFOR) element has located the enemy. The priority intelligence requirements (PIR) and other intelligence requirements have been obtained by OPFOR patrols. The OPFOR element has automatic and antiarmor weapons and light mortars.

**STANDARD:** The OPFOR element attempts to seize the terrain, vehicles, or equipment. 1. Develops an attack plan. 2. Surprises the enemy unit's main body. 3. Initiates the attack using a scheme of maneuver that exploits the enemy's flanks, gaps, and weaknesses. 4. Uses covered and concealed routes to approach the enemy forces' flanks, gaps, or weakly held areas. 5. Employs indirect fire to support the attack. 6. Penetrates enemy defenses. 7. Destroys equipment and supplies. 8. Inflicts heavy casualties. 9. Isolates the combat service support (CSS) base by blocking reinforcements. 10. Forces enemy units to displace. 11. Avoids being fixed in one position. 12. Withdraws before the CSS base is reinforced with tactical combat forces.

**TASK:** Defend a Minefield (5-OPFOR-0023)

**CONDITION:** The enemy is conducting a minefield sweeping operation. The opposing forces (OPFOR) element has a minefield placed in the enemy's path. The minefield is under constant observation and fire.

**STANDARD:** The OPFOR element defends a minefield against an enemy element conducting a minefield sweeping operation. 1. Prevents the unit from detecting the obstacle. 2. Disrupts the minefield sweeping operation. 3. Prevents the unit from conducting the minefield sweeping operation, prevents the unit from moving all personnel through the breach or delays the completion of the minefield sweeping operation for more than 45 minutes.

**ELEMENTS:** Three Combat Mobility Platoons  
 Nine Combat Engineer Squads  
 Mobility Support Platoon  
 Three Mobility Sections

**TASK:** Place Airfield Matting on Prepared Surfaces (05-3-0785)  
 (FM 5-430-00-1) (FM 5-34) (FM 5-430-00-2)  
 (FM 5-436)

**ITERATION:** 1 2 3 4 5 M (Circle)

**COMMANDER/LEADER ASSESSMENT:** T P U (Circle)

**CONDITIONS:** The platoon receives an operation order (OPORD) to place airfield matting on a prepared surface. The mission statement specifies the runway, taxiway, and apron dimensions and completion time. The surface area is prepared. Airfield membrane and matting is pre-positioned at the site. Digital units have performed functionality checks, and systems are operational. Some iterations of this task should be performed in MOPP4.

**TASK STANDARDS:** The platoon places airfield matting at a rate of 32.5 square meters per man-hour (for trained troops). The matting is certified for use. Digital units send and receive reports and orders using frequency-modulated (FM) or digital means. The time required to perform this task is increased when conducting it in mission-oriented protection posture (MOPP) 4.

TASK STEPS AND PERFORMANCE MEASURES	GO	NO-GO
<ul style="list-style-type: none"> <li>* 1. The platoon leader conducts troop-leading procedures. In addition, the platoon leader coordinates with the company for construction equipment, tools, and materials.</li> <li>* 2. The platoon leader or platoon sergeant establishes jobsite security.</li> <li>* 3. The platoon leader inventories pre-positioned matting to ensure that adequate stocks are on hand.</li> <li>* 4. The platoon leader inspects the airfield surface to ensure that it has been properly prepared (leveled, no depressions, and minimum grade changes). The platoon repairs or requests assistance as appropriate.</li> <li>* 5. The platoon leader organizes the platoon and assigns specific tasks according to the appropriate field manual.</li> <li>6. The platoon places membrane and airfield matting.               <ul style="list-style-type: none"> <li>a. Located and marked the centerline of the runway, taxiway, and apron.</li> <li>b. Placed the matting according to the appropriate field manual.</li> <li>c. The Army aviation safety officer or the Air Force combat control team certifies the matting for use.</li> </ul> </li> <li>* 7. The platoon leader submits status reports to the company according to the unit's standing operating procedure (SOP).</li> </ul> <p>NOTE: Digital units send reports using FM or digital systems. The unit populates the Army Battle Command System (ABCS) according to the unit's tactical standing operating procedure (TACSOP).</p>		

TASK PERFORMANCE / EVALUATION SUMMARY BLOCK							
ITERATION	1	2	3	4	5	M	TOTAL
TOTAL TASK STEPS EVALUATED							
TOTAL TASK STEPS "GO"							
TRAINING STATUS "GO"/"NO-GO"							

"\*\*" indicates a leader task step.

#### SUPPORTING INDIVIDUAL TASKS: NONE

#### SUPPORTING COLLECTIVE TASKS

Task Number	Task Title
05-2-1068	Coordinate the Location of Class IV and Class V Supply Points
05-2-1218	Conduct Report Procedures
05-2-7008	Prepare an Operation Order (OPORD) (Company/Platoon)
05-3-0786	Replace Damaged Airfield Matting

#### OPFOR TASKS AND STANDARDS

**TASK:** Conduct Air Attacks (5-OPFOR-0002)

**CONDITION:** The opposing forces (OPFOR) element in the rear area has forwarded the positions of the enemy support sites or the locations of moving elements. The OPFOR aircraft have been dispatched to attack enemy installations or convoys.

**STANDARD:** The OPFOR element attempts to delay, disrupt, or damage the enemy targets by air. 1. Locates the target (support sites or convoys). 2. Makes attack runs on the designated targets. 3. Inflicts heavy damage to the selected target. 4. Sustains no loss of aircraft. 5. Delays moving the force for more than one hour.

**TASK:** Conduct a Raid (5-OPFOR-0004)

**CONDITION:** The opposing forces (OPFOR) element has occupied an objective rally point and has orders to conduct a raid on a combat service support (CSS) base.

**STANDARD:** The OPFOR element infiltrates the enemy's base and destroys all of the targets. 1. Surprises the enemy forces. 2. Assaults the support base and accomplishes the assigned tasks. 3. Destroys the specified equipment and supplies. 4. Avoids being decisively engaged. 5. Withdraws all personnel from the objective areas within the time prescribed. 6. Obtains all priority intelligence requirements (PIR) from the raid site. 7. Sustains only light casualties from enemy fire.

**TASK:** Conduct Terrorist and Saboteur Attacks (5-OPFOR-0005)

**CONDITION:** The opposing forces (OPFOR) element dispatches small teams into the enemy's rear area to disrupt combat service support (CSS) operations.

**STANDARD:** The enemy sustains disrupted command and control (C2), destroyed equipment and supplies, and light casualties. 1. Locates rear support bases and C2 facilities. 2. Delays and disrupts CSS operations through probes. 3. Infiltrates CSS bases to conduct sabotage and terrorist activities. 4. Inflicts light casualties. 5. Destroys supplies and equipment.

**TASK:** Conduct Sniper Operations (5-OPFOR-0006)

**CONDITION:** The opposing forces (OPFOR) element has assigned snipers (regular or irregular elements) in the enemy's rear area along the main supply route (MSR) and near support sites.

**STANDARD:** The OPFOR element kills or wounds targets. 1. Sets up a well-concealed location. 2. Engages vehicle drivers or personnel on foot with short bursts of semiautomatic fire. 3. Kills or wounds selected targets. 4. Prevents the position from being discovered by enemy forces. 5. Evacuates the area without being spotted. 6. Reports all specified priority intelligence requirements (PIR) and other intelligence requirements to the OPFOR headquarters (HQ).

**TASK:** Conduct an Attack (5-OPFOR-0008)

**CONDITION:** The enemy is conducting tactical operations. The opposing forces (OPFOR) element receives orders to attack the enemy, the area of occupation, or the main supply route (MSR) with smoke.

**STANDARD:** The OPFOR element disrupts the enemy's movement and smoke operations. 1. Determines the delivery method of the smoke attack. 2. Locates the target. 3. Delivers the smoke attack downwind. 4. Attacks the enemy with smoke, and surge attacks when the enemy responds to the smoke.

**TASK:** Conduct an Aerial Reconnaissance (5-OPFOR-0010)

**CONDITION:** The opposing forces (OPFOR) headquarters (HQ) element requires intelligence on the locations and identification of enemy elements. An aircraft is dispatched to take photographs and make a visual inspection of the enemy rear area.

**STANDARD:** The OPFOR element gathers photograph intelligence of the enemy. 1. Photographs the assigned sectors. 2. Makes quick visual checks where the ceiling is low. 3. Locates enemy positions in the area, particularly support and storage bases, and command and control (C2) facilities. 4. Sustains no loss of aircraft. 5. Reports priority intelligence requirements (PIR) and other information requirements to the OPFOR HQ.

**TASK:** Gather Intelligence (5-OPFOR-0011)

**CONDITION:** The opposing forces (OPFOR) small element, operating in the rear area, is planning attacks on enemy bases. Information is needed to complete the plans.

**STANDARD:** The OPFOR element infiltrates, gathers intelligence information, and submits its findings to the command. 1. Identifies all priority intelligence requirements (PIR) and other intelligence requirements. 2. Passes through any outpost, defensive wire, or warning devices undetected. 3. Moves to an observation point that offers cover and concealment and is clear enough to gather PIR and other intelligence requirements. 4. Gathers all PIR and other intelligence requirements. 5. Withdraws from the area undetected. 6. Reports all information to the OPFOR headquarters (HQ).

**TASK:** Disrupt Assembly Area (AA) Activities (5-OPFOR-0013)

**CONDITION:** Intelligence reports indicate that platoon- and company-size enemy units are operating in the opposing forces (OPFOR) area of operations. Enemy units can defend from AAs with direct fire, antiarmor weapons, and indirect fire. The enemy has close air support (CAS) and nuclear, biological, and chemical (NBC) capabilities.



**STANDARD:** The OPFOR element locates and disrupts the enemy's AA activities. 1. Locates the element's AA. 2. Probes the AA with squad- or team-size elements. 3. Inflicts more than 5 percent casualties on the element. 4. Disrupts the element's preparations (prevents or delays beyond the element's allotted time).

**TASK:** Disrupt a Net Control Station (NCS) (5-OPFOR-0019)

**CONDITION:** The enemy has established a NCS. The opposing forces (OPFOR) element has radio and jamming equipment.

**STANDARD:** The OPFOR element attempts to disrupt an NCS. 1. Attempts to locate the radio frequency that the unit is operating on. 2. Attempts to enter the radio net. 3. Attempts to issue "bogus" orders to a unit on the net. 4. Jams the radio frequency and forces the unit to go to an alternate frequency.

**TASK:** Maintain Contact (5-OPFOR-0003)

**CONDITION:** The opposing forces (OPFOR) element is engaged with enemy base defense forces. The enemy forces are withdrawing under pressure.

**STANDARD:** The OPFOR element maintains enemy contact while the enemy withdraws. 1. Engages the enemy forces decisively. 2. Advances the OPFOR as the enemy forces withdraw. 3. Inflicts heavy casualties. 4. Captures the members of the enemy force. 5. Captures documents and equipment. 6. Safeguards captured documents, equipment, and personnel.

**TASK:** Disrupt Construction of Vehicle Fighting Positions (5-OPFOR-0020)

**CONDITION:** The opposing forces (OPFOR) element has located the enemy. The priority intelligence requirements (PIR) and other intelligence obtained by OPFOR patrols indicate the enemy is constructing vehicle fighting positions within its defensive area. The OPFOR element has automatic and antiarmor weapons and light mortars.

**STANDARD:** The OPFOR element attempts to disrupt the enemy's efforts to establish vehicle fighting positions. 1. Locates the defensive area. 2. Surprises the main body. 3. Penetrates the defensive area with squad-size probes. 4. Inflicts casualties on the unit. 5. Destroys vehicles. 6. Disrupts the unit's preparations (prevents or delays beyond the unit's allotted time).

**TASK:** Defeat Obstacles (5-OPFOR-0009)

**CONDITION:** The opposing forces (OPFOR) element encounters an obstacle that blocks the avenue of approach as it advances upon the enemy forces.

**STANDARD:** The OPFOR element bypasses or breaches the enemy obstacle. 1. Detects the obstacle before halting its main body. 2. Defeats the obstacle. a. Bypasses the obstacle without entering the engagement areas. b. Breaches the obstacle within 45 minutes and passes its entire force through the obstacle. 3. Does not incur degradation to the point that the mission must be discontinued.

**TASK:** Disrupt an Engineer Reconnaissance (5-OPFOR-0022)

**CONDITION:** The enemy is conducting an engineer reconnaissance. The opposing forces (OPFOR) element is positioned along the enemy's route.

**STANDARD:** The OPFOR element disrupts an engineer reconnaissance. 1. Prevents the unit from meeting its specified time schedule. 2. Forces the unit to deviate from its specified route. 3. Prevents the unit from accomplishing its assigned engineer reconnaissance. 4. Surprises the unit conducting the reconnaissance.

**TASK:** Conduct an Ambush (5-OPFOR-0007)

**CONDITION:** The enemy is moving in a convoy. The opposing forces (OPFOR) element is positioned along the enemy's route.

**STANDARD:** The OPFOR element inflicts casualties on the enemy and causes vehicle and equipment damage. 1. Prepares an ambush site before the element arrives. 2. Surprises march element forces. 3. Inflicts heavy casualties within the designated kill zone. 4. Inflicts heavy damage to vehicles and equipment within the designated kill zone. 5. Delays the march element from reaching a specified destination for a specified period of time. 6. Withdraws on order. 7. Sustains no casualties. 8. Reports actions to superiors.

**TASK:** Disrupt a Route Reconnaissance (5-OPFOR-0021)

**CONDITION:** The enemy is conducting a route reconnaissance. The opposing forces (OPFOR) element is positioned along the enemy's route.

**STANDARD:** The OPFOR element attempts to disrupt a squad/section conducting a route reconnaissance. 1. Prevents the unit from meeting its specified time schedule. 2. Forces the unit to deviate from its specified route. 3. Prevents the unit from reaching its assigned destination. 4. Surprises the squad/section. 5. Inflicts casualties on the unit.

**TASK:** Disrupt Defensive Preparations (5-OPFOR-0018)

**CONDITION:** The opposing forces (OPFOR) element has located the enemy. Priority intelligence requirements (PIR) and other intelligence requirements obtained by OPFOR patrols indicate that the enemy elements are establishing defensive positions. The OPFOR element has automatic and antiarmor weapons and light mortars.

**STANDARD:** The OPFOR element disrupts and delays the enemy's defensive preparations. 1. Locates and penetrates the enemy's security system. 2. Forces the enemy to delay defensive preparations. 3. Disrupts the enemy's obstacle preparations.

**TASK:** Disrupt Quartering Party Operations (5-OPFOR-0017)

**CONDITION:** The enemy is conducting quartering party operations. It has established an assembly area (AA) but has not moved in the main body.

**STANDARD:** The opposing forces (OPFOR) element attempts to disrupt quartering party operations and infiltrate the enemy's AA. 1. Locates the quartering party and the AA. 2. Surprises the main body. 3. Penetrates the AA with squad-size probes. 4. Inflicts personnel casualties and vehicle damage. 5. Disrupts the unit's preparations (prevents or delays beyond the unit's allotted time).

**TASK:** Disrupt Enemy Movement and Operations Using Tactical Nuclear Weapons (5-OPFOR-0016)

**CONDITION:** The opposing forces (OPFOR) element has located the enemy. Priority intelligence requirements (PIR) and other intelligence requirements have been obtained by OPFOR patrols. Tactical nuclear weapons are employed against key locations in the rear area.

**STANDARD:** The OPFOR element disrupts enemy movement and operations. 1. Disrupts or delays the movement of the enemy's equipment and supplies to the forward areas. 2. Destroys enemy equipment and supplies. 3. Inflicts a high rate of nuclear casualties among the enemy forces. 4. Denies the enemy the use of specified areas. 5. Contaminates the enemy's equipment and supplies.

**TASK:** Disrupt Enemy Movement and Operations Using Persistent and Nonpersistent Chemical Weapons (5-OPFOR-0015)

**CONDITION:** The opposing forces (OPFOR) element has located the enemy. Priority intelligence requirements (PIR) and other intelligence requirements have been obtained by OPFOR patrols. The OPFOR units deliver chemical agents, by means of conventional artillery weapons or aircraft, along selected supply routes and key bases in the rear area.

**STANDARD:** The OPFOR element disrupts enemy movement and operations using persistent and nonpersistent chemical weapons. 1. Delivers chemical agents in low and densely wooded areas. 2. Delays the movement of enemy supplies and equipment to the forward areas. 3. Restricts the movement of the enemy units in the rear area. 4. Channels the movement of enemy units into predesignated ambush areas. 5. Contaminates enemy supplies and equipment. 6. Inflicts a high rate of casualties on enemy forces.

**TASK:** Counter Passage of Lines (5-OPFOR-0012)

**CONDITION:** Enemy forces are in defensive positions, but they are expected to attempt passage-of-lines operations. The opposing forces (OPFOR) received orders to disrupt enemy passage-of-lines operations.

**STANDARD:** The OPFOR element delays or prevents enemy passage of lines. 1. Delays the passage. 2. Prevents the company from moving all personnel through the stationary unit. 3. Engages the main body of either the moving or the stationary unit.

**TASK:** Disrupt Movement (5-OPFOR-0014)

**CONDITION:** The enemy is expected to move through the opposing forces (OPFOR) element's area of operations. The OPFOR element has received an operation order (OPORD) or fragmentary order (FRAGO) to disrupt enemy movement. The enemy has the capability to defend with direct fire and antiarmor weapons.

**STANDARD:** The OPFOR element delays enemy movement. 1. Delays the element. 2. Forces the element to deviate from its route. 3. Prevents the element from reaching its destination. 4. Surprises the element's main body.

**TASK:** Surrender to the Capturing Unit on the Battlefield (5-OPFOR-0024)

**CONDITION:** The enemy has captured the opposing forces (OPFOR) element's soldiers, documents, and equipment sensitive to the OPFOR tactical operations.

**STANDARD:** The OPFOR soldiers retain or destroy documents and equipment. The OPFOR element surrenders documents and equipment of no tactical use to the enemy and attempts to conceal or destroy items of tactical value. The OPFOR element attempts escape and evasion. 1. Prevents the successful capture of documents and equipment. 2. Destroys documents and equipment. 3. Removes identifying markings from equipment. 4. Removes unit-identifying insignia. 5. Provides misleading information. 6. Plans an escape. 7. Delays movement to the nearest collection point. 8. Prevents safeguarding of enemy prisoners of war (EPWs) in order to cause embarrassment to the United States (US).

**TASK:** Attack (5-OPFOR-0001)

**CONDITION:** The opposing forces (OPFOR) element has located the enemy. The priority intelligence requirements (PIR) and other intelligence requirements have been obtained by OPFOR patrols. The OPFOR element has automatic and antiarmor weapons and light mortars.

**STANDARD:** The OPFOR element attempts to seize the terrain, vehicles, or equipment. 1. Develops an attack plan. 2. Surprises the enemy unit's main body. 3. Initiates the attack using a scheme of maneuver that exploits the enemy's flanks, gaps, and weaknesses. 4. Uses covered and concealed routes to approach the enemy forces' flanks, gaps, or weakly held areas. 5. Employs indirect fire to support the attack. 6. Penetrates enemy defenses. 7. Destroys equipment and supplies. 8. Inflicts heavy casualties. 9. Isolates the combat service support (CSS) base by blocking reinforcements. 10. Forces enemy units to displace. 11. Avoids being fixed in one position. 12. Withdraws before the CSS base is reinforced with tactical combat forces.

**TASK:** Defend a Minefield (5-OPFOR-0023)

**CONDITION:** The enemy is conducting a minefield sweeping operation. The opposing forces (OPFOR) element has a minefield placed in the enemy's path. The minefield is under constant observation and fire.

**STANDARD:** The OPFOR element defends a minefield against an enemy element conducting a minefield sweeping operation. 1. Prevents the unit from detecting the obstacle. 2. Disrupts the minefield sweeping operation. 3. Prevents the unit from conducting the minefield sweeping operation, prevents the unit from moving all personnel through the breach or delays the completion of the minefield sweeping operation for more than 45 minutes.

**ELEMENTS:** Three Combat Mobility Platoons  
 Nine Combat Engineer Squads  
 Mobility Support Platoon  
 Three Mobility Sections

**TASK:** Replace Damaged Airfield Matting (05-3-0786)  
 (FM 5-430-00-1) (FM 5-34) (FM 5-430-00-2)  
 (FM 5-436)

**ITERATION:** 1 2 3 4 5 M (Circle)

**COMMANDER/LEADER ASSESSMENT:** T P U (Circle)

**CONDITIONS:** The platoon has been directed to replace damaged airfield matting. The area to be repaired has been determined. All required materials and construction equipment organic to the unit are available. California bearing ratios (CBR) are provided. Digital units have performed functionality checks, and systems are operational. Some iterations of this task should be performed in MOPP4.

**TASK STANDARDS:** The element replaces matting according to the procedures outlined in Field Manual (FM) 5-430-00-2 to allow sustained operation of the airfield. Digital units send and receive reports, orders, or messages using frequency-modulated or digital means. The time required to perform this task is increased when conducting it in mission-oriented protection posture (MOPP) 4.

TASK STEPS AND PERFORMANCE MEASURES	GO	NO-GO
<ul style="list-style-type: none"> <li>* 1. The platoon leader conducts troop-leading procedures.               <ul style="list-style-type: none"> <li>a. Verified the accuracy of the construction plans and specifications.</li> <li>b. Ensured that the bill of materials (BOM) included all required materials for complete construction.</li> <li>c. Conducted platoon movement after the operation order (OPORD) was issued to subordinates and all preparations had been completed.</li> </ul> </li> <li>* 2. The platoon leader or the platoon sergeant (PSG) establishes jobsite security.</li> <li>* 3. The platoon leader, when needed, submits requests for changes to improve or correct construction plans and specifications according to the unit's standing operating procedure (SOP).</li> <li>4. The platoon removes damaged matting according to the procedures outlined in Field Manual (FM) 5-430-00-1.               <ul style="list-style-type: none"> <li>a. Used the applicable procedures for the type of mat being replaced.</li> <li>b. Used the applicable method, depending on the severity of the damage.</li> </ul> </li> <li>5. The platoon repairs the subbase.               <ul style="list-style-type: none"> <li>a. Restored subgrade stability to ensure that the traffic was supported and undue settling after the repair was prevented.</li> <li>b. Ensured that depressions, potholes, and ruts were filled and compacted to specifications.</li> <li>c. Ensured that the surface was graded to conform to the crown and transverse slope design specifications.</li> </ul> </li> <li>6. The platoon repairs or replaces the damaged membrane.               <ul style="list-style-type: none"> <li>a. Slit the failed surface area to form an X and folded the four flaps back.</li> <li>b. Placed a new piece of membrane under the membrane surfacing so that it extended about 2 feet on all sides.</li> <li>c. Applied adhesive to the top of the new membrane and the bottom of the old membrane.</li> </ul> </li> </ul>		

TASK STEPS AND PERFORMANCE MEASURES	GO	NO-GO
d. Allowed the adhesive to become tacky (2 to 5 minutes). e. Folded the flaps back to their original position. f. Allowed the adhesive to set for about 15 minutes. g. Rolled the patched area with a rubber-tired vehicle.  7. The platoon replaces the mat according to the procedures in FMs 5-436 and 5-430-00-2 for the type of mat used.  * 8. The platoon leader or the PSG submits a status report to higher headquarters according to the unit's SOP.		

TASK PERFORMANCE / EVALUATION SUMMARY BLOCK							
ITERATION	1	2	3	4	5	M	TOTAL
TOTAL TASK STEPS EVALUATED							
TOTAL TASK STEPS "GO"							
TRAINING STATUS "GO"/"NO-GO"							

"\*" indicates a leader task step.

#### SUPPORTING INDIVIDUAL TASKS

Task Number	Task Title
052-253-1051	Compact Loose Material with High-Speed Tamping Foot Compactor
052-253-1053	Roll Material with Self-Propelled Vibratory Roller
052-254-1044	Recover Equipment with the Crawler Tractor Winch
052-254-1055	Spread Piles of Loose Material with the Motorized Grader
052-256-3020	Interpret a Construction Print
052-256-3034	Organize Jobsite Security
052-256-4141	Determine Events in a Construction Project
052-256-4143	Schedule Work in a Construction Project

#### SUPPORTING COLLECTIVE TASKS

Task Number	Task Title
05-3-0904	Establish Jobsite Security
05-3-1018	Conduct Troop-Leading Procedures

#### OPFOR TASKS AND STANDARDS

**TASK:** Disrupt a Route Reconnaissance (5-OPFOR-0021)

**CONDITION:** The enemy is conducting a route reconnaissance. The opposing forces (OPFOR) element is positioned along the enemy's route.

**STANDARD:** The OPFOR element attempts to disrupt a squad/section conducting a route reconnaissance. 1. Prevents the unit from meeting its specified time schedule. 2. Forces the unit to deviate from its specified route. 3. Prevents the unit from reaching its assigned destination. 4. Surprises the squad/section. 5. Inflicts casualties on the unit.

**TASK:** Conduct an Ambush (5-OPFOR-0007)

**CONDITION:** The enemy is moving in a convoy. The opposing forces (OPFOR) element is positioned along the enemy's route.

**STANDARD:** The OPFOR element inflicts casualties on the enemy and causes vehicle and equipment damage. 1. Prepares an ambush site before the element arrives. 2. Surprises march element forces. 3. Inflicts heavy casualties within the designated kill zone. 4. Inflicts heavy damage to vehicles and equipment within the designated kill zone. 5. Delays the march element from reaching a specified destination for a specified period of time. 6. Withdraws on order. 7. Sustains no casualties. 8. Reports actions to superiors.

**TASK:** Maintain Contact (5-OPFOR-0003)

**CONDITION:** The opposing forces (OPFOR) element is engaged with enemy base defense forces. The enemy forces are withdrawing under pressure.

**STANDARD:** The OPFOR element maintains enemy contact while the enemy withdraws. 1. Engages the enemy forces decisively. 2. Advances the OPFOR as the enemy forces withdraw. 3. Inflicts heavy casualties. 4. Captures the members of the enemy force. 5. Captures documents and equipment. 6. Safeguards captured documents, equipment, and personnel.

**TASK:** Conduct a Raid (5-OPFOR-0004)

**CONDITION:** The opposing forces (OPFOR) element has occupied an objective rally point and has orders to conduct a raid on a combat service support (CSS) base.

**STANDARD:** The OPFOR element infiltrates the enemy's base and destroys all of the targets. 1. Surprises the enemy forces. 2. Assaults the support base and accomplishes the assigned tasks. 3. Destroys the specified equipment and supplies. 4. Avoids being decisively engaged. 5. Withdraws all personnel from the objective areas within the time prescribed. 6. Obtains all priority intelligence requirements (PIR) from the raid site. 7. Sustains only light casualties from enemy fire.

**TASK:** Conduct an Attack (5-OPFOR-0008)

**CONDITION:** The enemy is conducting tactical operations. The opposing forces (OPFOR) element receives orders to attack the enemy, the area of occupation, or the main supply route (MSR) with smoke.

**STANDARD:** The OPFOR element disrupts the enemy's movement and smoke operations. 1. Determines the delivery method of the smoke attack. 2. Locates the target. 3. Delivers the smoke attack downwind. 4. Attacks the enemy with smoke, and surge attacks when the enemy responds to the smoke.

**TASK:** Disrupt a Net Control Station (NCS) (5-OPFOR-0019)

**CONDITION:** The enemy has established a NCS. The opposing forces (OPFOR) element has radio and jamming equipment.

**STANDARD:** The OPFOR element attempts to disrupt an NCS. 1. Attempts to locate the radio frequency that the unit is operating on. 2. Attempts to enter the radio net. 3. Attempts to issue "bogus" orders to a unit on the net. 4. Jams the radio frequency and forces the unit to go to an alternate frequency.

**TASK:** Disrupt Construction of Vehicle Fighting Positions (5-OPFOR-0020)

**CONDITION:** The opposing forces (OPFOR) element has located the enemy. The priority intelligence requirements (PIR) and other intelligence obtained by OPFOR patrols indicate the enemy is constructing vehicle fighting positions within its defensive area. The OPFOR element has automatic and antiarmor weapons and light mortars.

**STANDARD:** The OPFOR element attempts to disrupt the enemy's efforts to establish vehicle fighting positions. 1. Locates the defensive area. 2. Surprises the main body. 3. Penetrates the defensive area with squad-size probes. 4. Inflicts casualties on the unit. 5. Destroys vehicles. 6. Disrupts the unit's preparations (prevents or delays beyond the unit's allotted time).

**TASK:** Defeat Obstacles (5-OPFOR-0009)

**CONDITION:** The opposing forces (OPFOR) element encounters an obstacle that blocks the avenue of approach as it advances upon the enemy forces.

**STANDARD:** The OPFOR element bypasses or breaches the enemy obstacle. 1. Detects the obstacle before halting its main body. 2. Defeats the obstacle. a. Bypasses the obstacle without entering the engagement areas. b. Breaches the obstacle within 45 minutes and passes its entire force through the obstacle. 3. Does not incur degradation to the point that the mission must be discontinued.

**TASK:** Disrupt an Engineer Reconnaissance (5-OPFOR-0022)

**CONDITION:** The enemy is conducting an engineer reconnaissance. The opposing forces (OPFOR) element is positioned along the enemy's route.

**STANDARD:** The OPFOR element disrupts an engineer reconnaissance. 1. Prevents the unit from meeting its specified time schedule. 2. Forces the unit to deviate from its specified route. 3. Prevents the unit from accomplishing its assigned engineer reconnaissance. 4. Surprises the unit conducting the reconnaissance.

**TASK:** Conduct an Aerial Reconnaissance (5-OPFOR-0010)

**CONDITION:** The opposing forces (OPFOR) headquarters (HQ) element requires intelligence on the locations and identification of enemy elements. An aircraft is dispatched to take photographs and make a visual inspection of the enemy rear area.

**STANDARD:** The OPFOR element gathers photograph intelligence of the enemy. 1. Photographs the assigned sectors. 2. Makes quick visual checks where the ceiling is low. 3. Locates enemy positions in the area, particularly support and storage bases, and command and control (C2) facilities. 4. Sustains no loss of aircraft. 5. Reports priority intelligence requirements (PIR) and other information requirements to the OPFOR HQ.

**TASK:** Conduct Terrorist and Saboteur Attacks (5-OPFOR-0005)

**CONDITION:** The opposing forces (OPFOR) element dispatches small teams into the enemy's rear area to disrupt combat service support (CSS) operations.

**STANDARD:** The enemy sustains disrupted command and control (C2), destroyed equipment and supplies, and light casualties. 1. Locates rear support bases and C2 facilities. 2. Delays and disrupts CSS operations through probes. 3. Infiltrates CSS bases to conduct sabotage and terrorist activities. 4. Inflicts light casualties. 5. Destroys supplies and equipment.

**TASK:** Disrupt Defensive Preparations (5-OPFOR-0018)



**CONDITION:** The opposing forces (OPFOR) element has located the enemy. Priority intelligence requirements (PIR) and other intelligence requirements obtained by OPFOR patrols indicate that the enemy elements are establishing defensive positions. The OPFOR element has automatic and antiarmor weapons and light mortars.

**STANDARD:** The OPFOR element disrupts and delays the enemy's defensive preparations. 1. Locates and penetrates the enemy's security system. 2. Forces the enemy to delay defensive preparations. 3. Disrupts the enemy's obstacle preparations.

**TASK:** Disrupt Quartering Party Operations (5-OPFOR-0017)

**CONDITION:** The enemy is conducting quartering party operations. It has established an assembly area (AA) but has not moved in the main body.

**STANDARD:** The opposing forces (OPFOR) element attempts to disrupt quartering party operations and infiltrate the enemy's AA. 1. Locates the quartering party and the AA. 2. Surprises the main body. 3. Penetrates the AA with squad-size probes. 4. Inflicts personnel casualties and vehicle damage. 5. Disrupts the unit's preparations (prevents or delays beyond the unit's allotted time).

**TASK:** Disrupt Enemy Movement and Operations Using Tactical Nuclear Weapons (5-OPFOR-0016)

**CONDITION:** The opposing forces (OPFOR) element has located the enemy. Priority intelligence requirements (PIR) and other intelligence requirements have been obtained by OPFOR patrols. Tactical nuclear weapons are employed against key locations in the rear area.

**STANDARD:** The OPFOR element disrupts enemy movement and operations. 1. Disrupts or delays the movement of the enemy's equipment and supplies to the forward areas. 2. Destroys enemy equipment and supplies. 3. Inflicts a high rate of nuclear casualties among the enemy forces. 4. Denies the enemy the use of specified areas. 5. Contaminates the enemy's equipment and supplies.

**TASK:** Disrupt Enemy Movement and Operations Using Persistent and Nonpersistent Chemical Weapons (5-OPFOR-0015)

**CONDITION:** The opposing forces (OPFOR) element has located the enemy. Priority intelligence requirements (PIR) and other intelligence requirements have been obtained by OPFOR patrols. The OPFOR units deliver chemical agents, by means of conventional artillery weapons or aircraft, along selected supply routes and key bases in the rear area.

**STANDARD:** The OPFOR element disrupts enemy movement and operations using persistent and nonpersistent chemical weapons. 1. Delivers chemical agents in low and densely wooded areas. 2. Delays the movement of enemy supplies and equipment to the forward areas. 3. Restricts the movement of the enemy units in the rear area. 4. Channels the movement of enemy units into predesignated ambush areas. 5. Contaminates enemy supplies and equipment. 6. Inflicts a high rate of casualties on enemy forces.

**TASK:** Counter Passage of Lines (5-OPFOR-0012)

**CONDITION:** Enemy forces are in defensive positions, but they are expected to attempt passage-of-lines operations. The opposing forces (OPFOR) received orders to disrupt enemy passage-of-lines operations.

**STANDARD:** The OPFOR element delays or prevents enemy passage of lines. 1. Delays the passage. 2. Prevents the company from moving all personnel through the stationary unit. 3. Engages the main body of either the moving or the stationary unit.

**TASK:** Disrupt Movement (5-OPFOR-0014)

**CONDITION:** The enemy is expected to move through the opposing forces (OPFOR) element's area of operations. The OPFOR element has received an operation order (OPORD) or fragmentary order (FRAGO) to disrupt enemy movement. The enemy has the capability to defend with direct fire and antiarmor weapons.

**STANDARD:** The OPFOR element delays enemy movement. 1. Delays the element. 2. Forces the element to deviate from its route. 3. Prevents the element from reaching its destination. 4. Surprises the element's main body.

**TASK:** Disrupt Assembly Area (AA) Activities (5-OPFOR-0013)

**CONDITION:** Intelligence reports indicate that platoon- and company-size enemy units are operating in the opposing forces (OPFOR) area of operations. Enemy units can defend from AAs with direct fire, antiarmor weapons, and indirect fire. The enemy has close air support (CAS) and nuclear, biological, and chemical (NBC) capabilities.

**STANDARD:** The OPFOR element locates and disrupts the enemy's AA activities. 1. Locates the element's AA. 2. Probes the AA with squad- or team-size elements. 3. Inflicts more than 5 percent casualties on the element. 4. Disrupts the element's preparations (prevents or delays beyond the element's allotted time).

**TASK:** Conduct Air Attacks (5-OPFOR-0002)

**CONDITION:** The opposing forces (OPFOR) element in the rear area has forwarded the positions of the enemy support sites or the locations of moving elements. The OPFOR aircraft have been dispatched to attack enemy installations or convoys.

**STANDARD:** The OPFOR element attempts to delay, disrupt, or damage the enemy targets by air. 1. Locates the target (support sites or convoys). 2. Makes attack runs on the designated targets. 3. Inflicts heavy damage to the selected target. 4. Sustains no loss of aircraft. 5. Delays moving the force for more than one hour.

**TASK:** Conduct Sniper Operations (5-OPFOR-0006)

**CONDITION:** The opposing forces (OPFOR) element has assigned snipers (regular or irregular elements) in the enemy's rear area along the main supply route (MSR) and near support sites.

**STANDARD:** The OPFOR element kills or wounds targets. 1. Sets up a well-concealed location. 2. Engages vehicle drivers or personnel on foot with short bursts of semiautomatic fire. 3. Kills or wounds selected targets. 4. Prevents the position from being discovered by enemy forces. 5. Evacuates the area without being spotted. 6. Reports all specified priority intelligence requirements (PIR) and other intelligence requirements to the OPFOR headquarters (HQ).

**TASK:** Surrender to the Capturing Unit on the Battlefield (5-OPFOR-0024)

**CONDITION:** The enemy has captured the opposing forces (OPFOR) element's soldiers, documents, and equipment sensitive to the OPFOR tactical operations.

**STANDARD:** The OPFOR soldiers retain or destroy documents and equipment. The OPFOR element surrenders documents and equipment of no tactical use to the enemy and attempts to conceal or destroy items of tactical value. The OPFOR element attempts escape and evasion. 1. Prevents the successful capture of documents and equipment. 2. Destroys documents and equipment. 3. Removes identifying markings from equipment. 4. Removes unit-identifying insignia. 5. Provides misleading information. 6. Plans an escape. 7. Delays movement to the nearest collection point. 8. Prevents safeguarding of enemy prisoners of war (EPWs) in order to cause embarrassment to the United States (US).

**TASK:** Attack (5-OPFOR-0001)

**CONDITION:** The opposing forces (OPFOR) element has located the enemy. The priority intelligence requirements (PIR) and other intelligence requirements have been obtained by OPFOR patrols. The OPFOR element has automatic and antiarmor weapons and light mortars.

**STANDARD:** The OPFOR element attempts to seize the terrain, vehicles, or equipment. 1. Develops an attack plan. 2. Surprises the enemy unit's main body. 3. Initiates the attack using a scheme of maneuver that exploits the enemy's flanks, gaps, and weaknesses. 4. Uses covered and concealed routes to approach the enemy forces' flanks, gaps, or weakly held areas. 5. Employs indirect fire to support the attack. 6. Penetrates enemy defenses. 7. Destroys equipment and supplies. 8. Inflicts heavy casualties. 9. Isolates the combat service support (CSS) base by blocking reinforcements. 10. Forces enemy units to displace. 11. Avoids being fixed in one position. 12. Withdraws before the CSS base is reinforced with tactical combat forces.

**TASK:** Defend a Minefield (5-OPFOR-0023)

**CONDITION:** The enemy is conducting a minefield sweeping operation. The opposing forces (OPFOR) element has a minefield placed in the enemy's path. The minefield is under constant observation and fire.

**STANDARD:** The OPFOR element defends a minefield against an enemy element conducting a minefield sweeping operation. 1. Prevents the unit from detecting the obstacle. 2. Disrupts the minefield sweeping operation. 3. Prevents the unit from conducting the minefield sweeping operation, prevents the unit from moving all personnel through the breach or delays the completion of the minefield sweeping operation for more than 45 minutes.

**ELEMENT:** Mobility Support Platoon**TASK:** Conduct Resupply Operations (05-3-1021)  
(FM 63-1) (FM 63-2)**ITERATION:** 1 2 3 4 5 M (Circle)**COMMANDER/LEADER ASSESSMENT:** T P U (Circle)

**CONDITIONS:** The engineer element is given a mission to support a maneuver element in daylight and darkness. The element has all of its table(s) of organization and equipment (TOE) and basic load. Any resupply to the TOE and basic load is by ground or air. Digital units have performed functionality checks, and systems are operational. Some iterations of this task should be performed in MOPP4.

**TASK STANDARDS:** The element receives required resupply by ground or air to sustain operations to accomplish the mission. The element's mission is not hindered by any lack of supplies or ammunition. Digital units make requests through the Army Battle Command System (ABCS) and the Combat Service Support Control System (CSSCS) according to the unit's tactical standing operating procedure (TACSOP). The time required to perform this task is increased when conducting it in mission-oriented protection posture (MOPP) 4.

TASK STEPS AND PERFORMANCE MEASURES	GO	NO-GO
<ul style="list-style-type: none"> <li>* 1. The platoon leader anticipates resupply needs and ensures that requests are submitted early so that resupply and maintenance do not affect the mission. The platoon--               <ul style="list-style-type: none"> <li>a. Reported the equipment status according to the unit's standing operating procedure (SOP).</li> <li>b. Reported the supply status according to the unit's SOP.</li> <li>c. Submitted reports following major changes in status that impaired resupply accomplishment according to the unit's SOP.</li> </ul> </li> <li>* 2. The platoon sergeant ensures that the required basic load, supplies, and platoon operational equipment are on hand.               <ul style="list-style-type: none"> <li>a. Submitted ammunition and resupply requests early.</li> <li>b. Supervised ammunition stockage, when used.</li> <li>c. Coordinated and supervised resupply and maintenance support.</li> <li>d. Requested fortification materials.</li> </ul> </li> <li>* 3. The leaders submit support requests.               <ul style="list-style-type: none"> <li>a. Based requests on actual losses and expenditures, and forecasted requirements.</li> <li>b. Ensured that the platoon requested enough replacement personnel, water, rations, lubricants, ammunition, and repair parts to meet expected needs until the next resupply.</li> <li>c. Submitted requests soon enough to ensure that current or future operations were not impaired.</li> <li>d. Made requests through the company executive officer (XO) or the first sergeant.</li> </ul> </li> <li>4. The platoon conducts resupply.               <ul style="list-style-type: none"> <li>a. Performed resupply as quickly as possible in covered and concealed positions.</li> <li>b. Distributed supplies throughout the unit, based on current and anticipated operations and needs.</li> <li>c. Ensured that the supplies stocked at the firing positions were used first.</li> </ul> </li> </ul>		

TASK STEPS AND PERFORMANCE MEASURES	GO	NO-GO
<ul style="list-style-type: none"> <li>d. Ensured that resupply was conducted in a consolidated position instead of a dispersed position, when possible.</li> <li>e. Resupplied the unit without restricting its security, communication, movement, or delivery of direct fire.</li> </ul> <p>5. The platoon is resupplied by ground transportation.</p> <ul style="list-style-type: none"> <li>a. Selected a covered and concealed unloading site with suitable routes leading into and out of the site.</li> <li>b. Divided supplies and moved them to the distribution point.</li> </ul> <p>6. The platoon is resupplied by air.</p> <ul style="list-style-type: none"> <li>a. The element leader conducted a reconnaissance of the selected landing zone (LZ) or drop zone (DZ) to confirm that it met mission, enemy, terrain, troops, time available, and civilian considerations (METT-TC) factors. <ul style="list-style-type: none"> <li>(1) Marked the LZ and the DZ so that they were easily identifiable by the pilot.</li> <li>(2) Secured the LZ or the DZ from enemy direct fire.</li> <li>(3) Secured the LZ or the DZ (done by a platoon-size element).</li> <li>(4) Positioned the LZ or the DZ near the unit's location, objective, or route.</li> <li>(5) Ensured that the surface was firm enough to support the weight of the resupply helicopter.</li> <li>(6) Ensured that the area was free of tree stumps or other objects that could puncture the bottom of the aircraft or damage sling-loaded cargo. Obstacles that could not be eliminated were clearly marked to avoid damage to helicopters. The company used red panels or other easily seen objects over the obstruction during daylight and red lights at night.</li> <li>(7) Ensured that the area was free of loose debris that could damage helicopter engines.</li> <li>(8) Ensured that the ground slope was less than 8 degrees.</li> <li>(9) Ensured that the approach and departure ends of the LZ were free of tall trees, telephone lines, power lines, or similar obstacles that could interfere with aircraft landings or liftoffs. Used 10:1 ratio in determining approach/departure zones.</li> <li>(10) Ensured that the area was large enough for landing each utility-type helicopter (area needs to be roughly 35 meters in diameter in daylight and 50 meters in diameter at night).</li> </ul> </li> <li>b. The element leader organized the platoon to receive aerial resupply. <ul style="list-style-type: none"> <li>(1) Designated a security element.</li> <li>(2) Designated a recovery and distribution element.</li> </ul> </li> <li>c. The security element secured the landing zone. <ul style="list-style-type: none"> <li>(1) Searched the area to ensure that it was free of the enemy.</li> <li>(2) Established mutually-supporting positions that provided observation, cover, concealment, and fields of fire, and covered the most likely mounted and dismounted avenues of approach to the LZ or the DZ.</li> <li>(3) Ensured that the positions were far enough out to provide early warning of enemy actions, considering terrain and small arms rifle range.</li> <li>(4) Employed hasty obstacles, as required (for example, mines and roadblocks).</li> </ul> </li> <li>d. The element leader searched the area to ensure that it was free of the enemy. <ul style="list-style-type: none"> <li>(1) Established mutually-supporting positions that provided observation, cover, concealment, and fields of fire, and covered the most likely mounted and dismounted avenues of approach to the LZ or the DZ.</li> </ul> </li> </ul>		

TASK STEPS AND PERFORMANCE MEASURES	GO	NO-GO
<p>(2) Ensured that the positions were far enough out to provide early warning of enemy actions, considering terrain and small-arms rifle range.</p> <p>(3) Employed hasty obstacles, as required (for example, mines and roadblocks). The platoon leader--</p> <p>(a) Identified the operational area to the squad leader in charge of the recovery and distribution element.</p> <p>(b) Identified the load impact or aircraft landing point.</p> <p>(c) Established a distribution point for supplies.</p> <p>e. Secured the LZ or the DZ; the recovery and distribution element prepares the LZ or the DZ. (This was done by the security element.)</p> <p>(1) Removed obstacles, if possible, and marked the obstacles that could not be remove.</p> <p>(2) Removed debris that would interfere with resupply aircraft.</p> <p>(3) Marked the load impact or aircraft landing point in a manner identified by the platoon leader (for example, smoke, lights, VS-17 panels, or field-expedient markers).</p> <p>f. The recovery and distribution squad moves quickly to the aircraft or airdropped load.</p> <p>(1) Divided the airdropped load, if required, and moved it to the distribution point.</p> <p>(2) Unloaded the aircraft, divided the load, if required, and moved it to the distribution point.</p> <p>(3) Concealed the LZ or the DZ by removing any indication of its use, such as aircraft tracks, and recovered markers, equipment, and any other items that would identify its use for resupply.</p> <p>* 7. The platoon sergeant at the distribution point controls the break down of supplies according to the allocation plan.</p> <p>a. Distributed supplies tactically to individuals (did not group together).</p> <p>b. Maintained security throughout the operation.</p> <p>c. Continued the mission with the platoon.</p> <p>* 8. The platoon leader reports the completion of the resupply operation and any discrepancies to higher headquarters (HQ).</p>		

TASK PERFORMANCE / EVALUATION SUMMARY BLOCK							
ITERATION	1	2	3	4	5	M	TOTAL
TOTAL TASK STEPS EVALUATED							
TOTAL TASK STEPS "GO"							
TRAINING STATUS "GO"/"NO-GO"							

"\*" indicates a leader task step.

#### SUPPORTING INDIVIDUAL TASKS: NONE

#### SUPPORTING COLLECTIVE TASKS

Task Number	Task Title
05-2-0051	Coordinate for Food Service Support
05-2-1068	Coordinate the Location of Class IV and Class V Supply Points

**SUPPORTING COLLECTIVE TASKS**

<b>Task Number</b>	<b>Task Title</b>
05-2-1126	Coordinate for Organizational Maintenance Support
05-2-1131	Establish Unit Maintenance Operations
05-2-1218	Conduct Report Procedures
05-3-1600	Receive a Logistics Package (LOGPAC)

**OPFOR TASKS AND STANDARDS**

**TASK:** Defend a Minefield (5-OPFOR-0023)

**CONDITION:** The enemy is conducting a minefield sweeping operation. The opposing forces (OPFOR) element has a minefield placed in the enemy's path. The minefield is under constant observation and fire.

**STANDARD:** The OPFOR element defends a minefield against an enemy element conducting a minefield sweeping operation. 1. Prevents the unit from detecting the obstacle. 2. Disrupts the minefield sweeping operation. 3. Prevents the unit from conducting the minefield sweeping operation, prevents the unit from moving all personnel through the breach or delays the completion of the minefield sweeping operation for more than 45 minutes.

**TASK:** Conduct an Ambush (5-OPFOR-0007)

**CONDITION:** The enemy is moving in a convoy. The opposing forces (OPFOR) element is positioned along the enemy's route.

**STANDARD:** The OPFOR element inflicts casualties on the enemy and causes vehicle and equipment damage. 1. Prepares an ambush site before the element arrives. 2. Surprises march element forces. 3. Inflicts heavy casualties within the designated kill zone. 4. Inflicts heavy damage to vehicles and equipment within the designated kill zone. 5. Delays the march element from reaching a specified destination for a specified period of time. 6. Withdraws on order. 7. Sustains no casualties. 8. Reports actions to superiors.

**TASK:** Maintain Contact (5-OPFOR-0003)

**CONDITION:** The opposing forces (OPFOR) element is engaged with enemy base defense forces. The enemy forces are withdrawing under pressure.

**STANDARD:** The OPFOR element maintains enemy contact while the enemy withdraws. 1. Engages the enemy forces decisively. 2. Advances the OPFOR as the enemy forces withdraw. 3. Inflicts heavy casualties. 4. Captures the members of the enemy force. 5. Captures documents and equipment. 6. Safeguards captured documents, equipment, and personnel.

**TASK:** Conduct a Raid (5-OPFOR-0004)

**CONDITION:** The opposing forces (OPFOR) element has occupied an objective rally point and has orders to conduct a raid on a combat service support (CSS) base.

**STANDARD:** The OPFOR element infiltrates the enemy's base and destroys all of the targets. 1. Surprises the enemy forces. 2. Assaults the support base and accomplishes the assigned tasks. 3. Destroys the specified equipment and supplies. 4. Avoids being decisively engaged. 5. Withdraws all personnel from the objective areas within the time prescribed. 6. Obtains all priority intelligence requirements (PIR) from the raid site. 7. Sustains only light casualties from enemy fire.

**TASK:** Conduct an Attack (5-OPFOR-0008)

**CONDITION:** The enemy is conducting tactical operations. The opposing forces (OPFOR) element receives orders to attack the enemy, the area of occupation, or the main supply route (MSR) with smoke.

**STANDARD:** The OPFOR element disrupts the enemy's movement and smoke operations. 1. Determines the delivery method of the smoke attack. 2. Locates the target. 3. Delivers the smoke attack downwind. 4. Attacks the enemy with smoke, and surge attacks when the enemy responds to the smoke.

**TASK:** Disrupt a Net Control Station (NCS) (5-OPFOR-0019)

**CONDITION:** The enemy has established a NCS. The opposing forces (OPFOR) element has radio and jamming equipment.

**STANDARD:** The OPFOR element attempts to disrupt an NCS. 1. Attempts to locate the radio frequency that the unit is operating on. 2. Attempts to enter the radio net. 3. Attempts to issue "bogus" orders to a unit on the net. 4. Jams the radio frequency and forces the unit to go to an alternate frequency.

**TASK:** Disrupt Construction of Vehicle Fighting Positions (5-OPFOR-0020)

**CONDITION:** The opposing forces (OPFOR) element has located the enemy. The priority intelligence requirements (PIR) and other intelligence obtained by OPFOR patrols indicate the enemy is constructing vehicle fighting positions within its defensive area. The OPFOR element has automatic and antiarmor weapons and light mortars.

**STANDARD:** The OPFOR element attempts to disrupt the enemy's efforts to establish vehicle fighting positions. 1. Locates the defensive area. 2. Surprises the main body. 3. Penetrates the defensive area with squad-size probes. 4. Inflicts casualties on the unit. 5. Destroys vehicles. 6. Disrupts the unit's preparations (prevents or delays beyond the unit's allotted time).

**TASK:** Defeat Obstacles (5-OPFOR-0009)

**CONDITION:** The opposing forces (OPFOR) element encounters an obstacle that blocks the avenue of approach as it advances upon the enemy forces.

**STANDARD:** The OPFOR element bypasses or breaches the enemy obstacle. 1. Detects the obstacle before halting its main body. 2. Defeats the obstacle. a. Bypasses the obstacle without entering the engagement areas. b. Breaches the obstacle within 45 minutes and passes its entire force through the obstacle. 3. Does not incur degradation to the point that the mission must be discontinued.

**TASK:** Disrupt an Engineer Reconnaissance (5-OPFOR-0022)

**CONDITION:** The enemy is conducting an engineer reconnaissance. The opposing forces (OPFOR) element is positioned along the enemy's route.

**STANDARD:** The OPFOR element disrupts an engineer reconnaissance. 1. Prevents the unit from meeting its specified time schedule. 2. Forces the unit to deviate from its specified route. 3. Prevents the unit from accomplishing its assigned engineer reconnaissance. 4. Surprises the unit conducting the reconnaissance.

**TASK:** Conduct an Aerial Reconnaissance (5-OPFOR-0010)

**CONDITION:** The opposing forces (OPFOR) headquarters (HQ) element requires intelligence on the locations and identification of enemy elements. An aircraft is dispatched to take photographs and make a visual inspection of the enemy rear area.



**STANDARD:** The OPFOR element gathers photograph intelligence of the enemy. 1. Photographs the assigned sectors. 2. Makes quick visual checks where the ceiling is low. 3. Locates enemy positions in the area, particularly support and storage bases, and command and control (C2) facilities. 4. Sustains no loss of aircraft. 5. Reports priority intelligence requirements (PIR) and other information requirements to the OPFOR HQ.

**TASK:** Conduct Terrorist and Saboteur Attacks (5-OPFOR-0005)

**CONDITION:** The opposing forces (OPFOR) element dispatches small teams into the enemy's rear area to disrupt combat service support (CSS) operations.

**STANDARD:** The enemy sustains disrupted command and control (C2), destroyed equipment and supplies, and light casualties. 1. Locates rear support bases and C2 facilities. 2. Delays and disrupts CSS operations through probes. 3. Infiltrates CSS bases to conduct sabotage and terrorist activities. 4. Inflicts light casualties. 5. Destroys supplies and equipment.

**TASK:** Disrupt a Route Reconnaissance (5-OPFOR-0021)

**CONDITION:** The enemy is conducting a route reconnaissance. The opposing forces (OPFOR) element is positioned along the enemy's route.

**STANDARD:** The OPFOR element attempts to disrupt a squad/section conducting a route reconnaissance. 1. Prevents the unit from meeting its specified time schedule. 2. Forces the unit to deviate from its specified route. 3. Prevents the unit from reaching its assigned destination. 4. Surprises the squad/section. 5. Inflicts casualties on the unit.

**TASK:** Disrupt Defensive Preparations (5-OPFOR-0018)

**CONDITION:** The opposing forces (OPFOR) element has located the enemy. Priority intelligence requirements (PIR) and other intelligence requirements obtained by OPFOR patrols indicate that the enemy elements are establishing defensive positions. The OPFOR element has automatic and antiarmor weapons and light mortars.

**STANDARD:** The OPFOR element disrupts and delays the enemy's defensive preparations. 1. Locates and penetrates the enemy's security system. 2. Forces the enemy to delay defensive preparations. 3. Disrupts the enemy's obstacle preparations.

**TASK:** Disrupt Quartering Party Operations (5-OPFOR-0017)

**CONDITION:** The enemy is conducting quartering party operations. It has established an assembly area (AA) but has not moved in the main body.

**STANDARD:** The opposing forces (OPFOR) element attempts to disrupt quartering party operations and infiltrate the enemy's AA. 1. Locates the quartering party and the AA. 2. Surprises the main body. 3. Penetrates the AA with squad-size probes. 4. Inflicts personnel casualties and vehicle damage. 5. Disrupts the unit's preparations (prevents or delays beyond the unit's allotted time).

**TASK:** Disrupt Enemy Movement and Operations Using Tactical Nuclear Weapons (5-OPFOR-0016)

**CONDITION:** The opposing forces (OPFOR) element has located the enemy. Priority intelligence requirements (PIR) and other intelligence requirements have been obtained by OPFOR patrols. Tactical nuclear weapons are employed against key locations in the rear area.

**STANDARD:** The OPFOR element disrupts enemy movement and operations. 1. Disrupts or delays the movement of the enemy's equipment and supplies to the forward areas. 2. Destroys enemy equipment and supplies. 3. Inflicts a high rate of nuclear casualties among the enemy forces. 4. Denies the enemy the use of specified areas. 5. Contaminates the enemy's equipment and supplies.

**TASK:** Disrupt Enemy Movement and Operations Using Persistent and Nonpersistent Chemical Weapons (5-OPFOR-0015)

**CONDITION:** The opposing forces (OPFOR) element has located the enemy. Priority intelligence requirements (PIR) and other intelligence requirements have been obtained by OPFOR patrols. The OPFOR units deliver chemical agents, by means of conventional artillery weapons or aircraft, along selected supply routes and key bases in the rear area.

**STANDARD:** The OPFOR element disrupts enemy movement and operations using persistent and nonpersistent chemical weapons. 1. Delivers chemical agents in low and densely wooded areas. 2. Delays the movement of enemy supplies and equipment to the forward areas. 3. Restricts the movement of the enemy units in the rear area. 4. Channels the movement of enemy units into predesignated ambush areas. 5. Contaminates enemy supplies and equipment. 6. Inflicts a high rate of casualties on enemy forces.

**TASK:** Counter Passage of Lines (5-OPFOR-0012)

**CONDITION:** Enemy forces are in defensive positions, but they are expected to attempt passage-of-lines operations. The opposing forces (OPFOR) received orders to disrupt enemy passage-of-lines operations.

**STANDARD:** The OPFOR element delays or prevents enemy passage of lines. 1. Delays the passage. 2. Prevents the company from moving all personnel through the stationary unit. 3. Engages the main body of either the moving or the stationary unit.

**TASK:** Disrupt Movement (5-OPFOR-0014)

**CONDITION:** The enemy is expected to move through the opposing forces (OPFOR) element's area of operations. The OPFOR element has received an operation order (OPORD) or fragmentary order (FRAGO) to disrupt enemy movement. The enemy has the capability to defend with direct fire and antiarmor weapons.

**STANDARD:** The OPFOR element delays enemy movement. 1. Delays the element. 2. Forces the element to deviate from its route. 3. Prevents the element from reaching its destination. 4. Surprises the element's main body.

**TASK:** Disrupt Assembly Area (AA) Activities (5-OPFOR-0013)

**CONDITION:** Intelligence reports indicate that platoon- and company-size enemy units are operating in the opposing forces (OPFOR) area of operations. Enemy units can defend from AAs with direct fire, antiarmor weapons, and indirect fire. The enemy has close air support (CAS) and nuclear, biological, and chemical (NBC) capabilities.

**STANDARD:** The OPFOR element locates and disrupts the enemy's AA activities. 1. Locates the element's AA. 2. Probes the AA with squad- or team-size elements. 3. Inflicts more than 5 percent casualties on the element. 4. Disrupts the element's preparations (prevents or delays beyond the element's allotted time).

**TASK:** Conduct Sniper Operations (5-OPFOR-0006)

**CONDITION:** The opposing forces (OPFOR) element has assigned snipers (regular or irregular elements) in the enemy's rear area along the main supply route (MSR) and near support sites.

**STANDARD:** The OPFOR element kills or wounds targets. 1. Sets up a well-concealed location. 2. Engages vehicle drivers or personnel on foot with short bursts of semiautomatic fire. 3. Kills or wounds selected targets. 4. Prevents the position from being discovered by enemy forces. 5. Evacuates the area without being spotted. 6. Reports all specified priority intelligence requirements (PIR) and other intelligence requirements to the OPFOR headquarters (HQ).

**TASK:** Conduct Air Attacks (5-OPFOR-0002)

**CONDITION:** The opposing forces (OPFOR) element in the rear area has forwarded the positions of the enemy support sites or the locations of moving elements. The OPFOR aircraft have been dispatched to attack enemy installations or convoys.

**STANDARD:** The OPFOR element attempts to delay, disrupt, or damage the enemy targets by air. 1. Locates the target (support sites or convoys). 2. Makes attack runs on the designated targets. 3. Inflicts heavy damage to the selected target. 4. Sustains no loss of aircraft. 5. Delays moving the force for more than one hour.

**TASK:** Attack (5-OPFOR-0001)

**CONDITION:** The opposing forces (OPFOR) element has located the enemy. The priority intelligence requirements (PIR) and other intelligence requirements have been obtained by OPFOR patrols. The OPFOR element has automatic and antiarmor weapons and light mortars.

**STANDARD:** The OPFOR element attempts to seize the terrain, vehicles, or equipment. 1. Develops an attack plan. 2. Surprises the enemy unit's main body. 3. Initiates the attack using a scheme of maneuver that exploits the enemy's flanks, gaps, and weaknesses. 4. Uses covered and concealed routes to approach the enemy forces' flanks, gaps, or weakly held areas. 5. Employs indirect fire to support the attack. 6. Penetrates enemy defenses. 7. Destroys equipment and supplies. 8. Inflicts heavy casualties. 9. Isolates the combat service support (CSS) base by blocking reinforcements. 10. Forces enemy units to displace. 11. Avoids being fixed in one position. 12. Withdraws before the CSS base is reinforced with tactical combat forces.

**TASK:** Surrender to the Capturing Unit on the Battlefield (5-OPFOR-0024)

**CONDITION:** The enemy has captured the opposing forces (OPFOR) element's soldiers, documents, and equipment sensitive to the OPFOR tactical operations.

**STANDARD:** The OPFOR soldiers retain or destroy documents and equipment. The OPFOR element surrenders documents and equipment of no tactical use to the enemy and attempts to conceal or destroy items of tactical value. The OPFOR element attempts escape and evasion. 1. Prevents the successful capture of documents and equipment. 2. Destroys documents and equipment. 3. Removes identifying markings from equipment. 4. Removes unit-identifying insignia. 5. Provides misleading information. 6. Plans an escape. 7. Delays movement to the nearest collection point. 8. Prevents safeguarding of enemy prisoners of war (EPWs) in order to cause embarrassment to the United States (US).

**ELEMENTS:** Company Headquarters  
 Three Combat Mobility Platoons  
 Nine Combat Engineer Squads  
 Mobility Support Platoon  
 Three Mobility Sections

**TASK:** Transport Casualties (for Units Without Medical Treatment Personnel) (08-2-C316.05-T01A)  
 (FM 8-10-6) (AR 200-1) (AR 385-10)  
 (FM 12-6) (FM 57-38)

**ITERATION:** 1 2 3 4 5 M (Circle)

**COMMANDER/LEADER ASSESSMENT:** T P U (Circle)

**CONDITIONS:** Unit personnel are wounded and some may be chemically contaminated. The unit has no organic medical treatment personnel. Threat force contact has been broken. Unit defenses have been reorganized. Casualties are transported from defensive positions to designated casualty collection points. All methods of transport are employed. Some wounded enemy prisoner of war (EPW) casualties may require transport. This task is performed simultaneously with other reorganization tasks. The tactical standing operating procedure (TACSOP) and the higher headquarters (HQ) operation order (OPORD) are available. Simplified collective-protection equipment (SCPE) is on hand and/or field-expedient and natural shelters are available. Some iterations of this task should be performed in MOPP4.

**TASK STANDARDS:** Casualties are transported as soon as the tactical situation permits according to the TACSOP, the OPORD, provisions of the Geneva Convention, and Field Manual (FM) 8-10-6. At mission-oriented protection posture (MOPP) 4, performance degradation factors increase the time required to transport casualties.

TASK STEPS AND PERFORMANCE MEASURES	GO	NO-GO
<p>* 1. The commander and leaders supervise the transport of casualties.</p> <ul style="list-style-type: none"> <li>a. Monitored casualty transport operations for compliance with FM 8-10-6 and the TACSOP.</li> <li>b. Identified casualty collection points.</li> <li>c. Identified transport requirements.</li> <li>d. Supervised the preparation of casualties for transport.</li> <li>e. Coordinated the transport of casualties from the unit's area with the higher HQ personnel element according to FM 8-10-6 and the TACSOP.</li> <li>f. Coordinated security requirements for the pick-up site with subelements and the higher HQ operations element.</li> <li>g. Disseminated transport information to unit personnel.</li> <li>h. Forwarded the casualty feeder report and witness statements to the higher HQ personnel element according to FM 12-6 and the TACSOP.</li> </ul> <p>2. Element personnel prepare casualties for transport.</p> <ul style="list-style-type: none"> <li>a. Provided first aid treatment to casualties.</li> </ul> <p>NOTE: See Task 08-2-0003.05-T01A for detailed treatment procedures.</p> <ul style="list-style-type: none"> <li>b. Reported casualties, as required.</li> <li>c. Collected classified documents such as the signal operation instructions (SOI) and standing signal instructions (SSI), maps, overlays, and key lists.</li> <li>d. Secured the custody of organizational equipment according to the TACSOP.</li> <li>e. Forwarded casualty feeder reports to unit HQ according to the TACSOP.</li> </ul> <p>3. Element personnel transport casualties to casualty collection points using manual carries.</p>		

TASK STEPS AND PERFORMANCE MEASURES	GO	NO-GO
<ul style="list-style-type: none"> <li>a. Selected the type of manual carry appropriate to the situation and the injury.</li> <li>b. Transported the casualty without causing further injury according to FM 8-10-6.</li> </ul> <p>4. Unit personnel transport casualties to casualty collection points using litter carries.</p> <ul style="list-style-type: none"> <li>a. Identified litter teams.</li> <li>b. Constructed an improvised litter from available material, as required.</li> <li>c. Secured the casualty on the litter.</li> <li>d. Transported the casualty without causing further injury according to FM 8-10-6.</li> </ul> <p>5. Element personnel transport casualties to a medical treatment facility (MTF) using available vehicles.</p> <ul style="list-style-type: none"> <li>a. Loaded the maximum number of casualties according to FM 8-10-6.</li> <li>b. Secured casualties in the vehicle.</li> <li>c. Transported casualties without causing further injury according to FM 8-10-6.</li> </ul> <p>* 6. The commander and leaders request aeromedical evacuation.</p> <ul style="list-style-type: none"> <li>a. Transmitted the request according to FM 8-10-6, the OPORD, and the TACSOP.</li> <li>b. Selected the landing site (which provides sufficient space for helicopter hover, landing, and take-off) according to FMs 8-10-6 and 57-38.</li> <li>c. Supervised the removal of all dangerous objects likely to be blown about before aircraft arrival.</li> <li>d. Supervised the security of the landing site according to the TACSOP.</li> <li>e. Ensured that the landing zone (LZ) was appropriately marked (light sets, smoke, and so forth) according to the TACSOP, if required.</li> </ul> <p>7. Element personnel assist in loading the ambulance.</p> <ul style="list-style-type: none"> <li>a. Employed the proper carrying and loading techniques according to FM 8-10-6.</li> <li>b. Loaded casualties in the sequence directed by the crew.</li> <li>c. Loaded casualties without causing unnecessary discomfort.</li> <li>d. Employed safety procedures according to Army Regulation (AR) 385-10, FM 8-10-6, and the TACSOP.</li> <li>e. Employed environmental-protection procedures according to AR 200-1 and the TACSOP.</li> </ul> <p>8. Element personnel transport chemically contaminated casualties.</p> <ul style="list-style-type: none"> <li>a. Assumed MOPP 4.</li> <li>b. Marked contaminated casualties according to the TACSOP.</li> <li>c. Notified the supporting MTF that contaminated casualties were en route to their location.</li> <li>d. Transported casualties directly to a designated decontamination and treatment station.</li> <li>e. Protected casualties from further contamination during transport.</li> </ul> <p>9. Unit personnel transport EPW casualties.</p> <ul style="list-style-type: none"> <li>a. Maintained security of EPW casualties according to the TACSOP.</li> <li>b. Searched EPW casualties for weapons and ordnance before transport.</li> <li>c. Transported EPW casualties according to the provisions of the Geneva Convention and the TACSOP.</li> </ul>		

TASK PERFORMANCE / EVALUATION SUMMARY BLOCK							
ITERATION	1	2	3	4	5	M	TOTAL
TOTAL TASK STEPS EVALUATED							
TOTAL TASK STEPS "GO"							
TRAINING STATUS "GO"/"NO-GO"							

"\*" indicates a leader task step.

**SUPPORTING INDIVIDUAL TASKS: NONE**

**SUPPORTING COLLECTIVE TASKS: NONE**

#### **OPFOR TASKS AND STANDARDS**

**TASK:** Disrupt a Route Reconnaissance (5-OPFOR-0021)

**CONDITION:** The enemy is conducting a route reconnaissance. The opposing forces (OPFOR) element is positioned along the enemy's route.

**STANDARD:** The OPFOR element attempts to disrupt a squad/section conducting a route reconnaissance. 1. Prevents the unit from meeting its specified time schedule. 2. Forces the unit to deviate from its specified route. 3. Prevents the unit from reaching its assigned destination. 4. Surprises the squad/section. 5. Inflicts casualties on the unit.

**TASK:** Conduct an Aerial Reconnaissance (5-OPFOR-0010)

**CONDITION:** The opposing forces (OPFOR) headquarters (HQ) element requires intelligence on the locations and identification of enemy elements. An aircraft is dispatched to take photographs and make a visual inspection of the enemy rear area.

**STANDARD:** The OPFOR element gathers photograph intelligence of the enemy. 1. Photographs the assigned sectors. 2. Makes quick visual checks where the ceiling is low. 3. Locates enemy positions in the area, particularly support and storage bases, and command and control (C2) facilities. 4. Sustains no loss of aircraft. 5. Reports priority intelligence requirements (PIR) and other information requirements to the OPFOR HQ.

**TASK:** Conduct a Raid (5-OPFOR-0004)

**CONDITION:** The opposing forces (OPFOR) element has occupied an objective rally point and has orders to conduct a raid on a combat service support (CSS) base.

**STANDARD:** The OPFOR element infiltrates the enemy's base and destroys all of the targets. 1. Surprises the enemy forces. 2. Assaults the support base and accomplishes the assigned tasks. 3. Destroys the specified equipment and supplies. 4. Avoids being decisively engaged. 5. Withdraws all personnel from the objective areas within the time prescribed. 6. Obtains all priority intelligence requirements (PIR) from the raid site. 7. Sustains only light casualties from enemy fire.

**TASK:** Defeat Obstacles (5-OPFOR-0009)

**CONDITION:** The opposing forces (OPFOR) element encounters an obstacle that blocks the avenue of approach as it advances upon the enemy forces.

**STANDARD:** The OPFOR element bypasses or breaches the enemy obstacle. 1. Detects the obstacle before halting its main body. 2. Defeats the obstacle. a. Bypasses the obstacle without entering the engagement areas. b. Breaches the obstacle within 45 minutes and passes its entire force through the obstacle. 3. Does not incur degradation to the point that the mission must be discontinued.

**TASK:** Conduct an Attack (5-OPFOR-0008)

**CONDITION:** The enemy is conducting tactical operations. The opposing forces (OPFOR) element receives orders to attack the enemy, the area of occupation, or the main supply route (MSR) with smoke.

**STANDARD:** The OPFOR element disrupts the enemy's movement and smoke operations. 1. Determines the delivery method of the smoke attack. 2. Locates the target. 3. Delivers the smoke attack downwind. 4. Attacks the enemy with smoke, and surge attacks when the enemy responds to the smoke.

**TASK:** Disrupt Construction of Vehicle Fighting Positions (5-OPFOR-0020)

**CONDITION:** The opposing forces (OPFOR) element has located the enemy. The priority intelligence requirements (PIR) and other intelligence obtained by OPFOR patrols indicate the enemy is constructing vehicle fighting positions within its defensive area. The OPFOR element has automatic and antiarmor weapons and light mortars.

**STANDARD:** The OPFOR element attempts to disrupt the enemy's efforts to establish vehicle fighting positions. 1. Locates the defensive area. 2. Surprises the main body. 3. Penetrates the defensive area with squad-size probes. 4. Inflicts casualties on the unit. 5. Destroys vehicles. 6. Disrupts the unit's preparations (prevents or delays beyond the unit's allotted time).

**TASK:** Disrupt an Engineer Reconnaissance (5-OPFOR-0022)

**CONDITION:** The enemy is conducting an engineer reconnaissance. The opposing forces (OPFOR) element is positioned along the enemy's route.

**STANDARD:** The OPFOR element disrupts an engineer reconnaissance. 1. Prevents the unit from meeting its specified time schedule. 2. Forces the unit to deviate from its specified route. 3. Prevents the unit from accomplishing its assigned engineer reconnaissance. 4. Surprises the unit conducting the reconnaissance.

**TASK:** Conduct Terrorist and Saboteur Attacks (5-OPFOR-0005)

**CONDITION:** The opposing forces (OPFOR) element dispatches small teams into the enemy's rear area to disrupt combat service support (CSS) operations.

**STANDARD:** The enemy sustains disrupted command and control (C2), destroyed equipment and supplies, and light casualties. 1. Locates rear support bases and C2 facilities. 2. Delays and disrupts CSS operations through probes. 3. Infiltrates CSS bases to conduct sabotage and terrorist activities. 4. Inflicts light casualties. 5. Destroys supplies and equipment.

**TASK:** Defend a Minefield (5-OPFOR-0023)

**CONDITION:** The enemy is conducting a minefield sweeping operation. The opposing forces (OPFOR) element has a minefield placed in the enemy's path. The minefield is under constant observation and fire.

**STANDARD:** The OPFOR element defends a minefield against an enemy element conducting a minefield sweeping operation. 1. Prevents the unit from detecting the obstacle. 2. Disrupts the minefield sweeping operation. 3. Prevents the unit from conducting the minefield sweeping operation, prevents the unit from moving all personnel through the breach or delays the completion of the minefield sweeping operation for more than 45 minutes.

**TASK:** Conduct an Ambush (5-OPFOR-0007)

**CONDITION:** The enemy is moving in a convoy. The opposing forces (OPFOR) element is positioned along the enemy's route.

**STANDARD:** The OPFOR element inflicts casualties on the enemy and causes vehicle and equipment damage. 1. Prepares an ambush site before the element arrives. 2. Surprises march element forces. 3. Inflicts heavy casualties within the designated kill zone. 4. Inflicts heavy damage to vehicles and equipment within the designated kill zone. 5. Delays the march element from reaching a specified destination for a specified period of time. 6. Withdraws on order. 7. Sustains no casualties. 8. Reports actions to superiors.

**TASK:** Maintain Contact (5-OPFOR-0003)

**CONDITION:** The opposing forces (OPFOR) element is engaged with enemy base defense forces. The enemy forces are withdrawing under pressure.

**STANDARD:** The OPFOR element maintains enemy contact while the enemy withdraws. 1. Engages the enemy forces decisively. 2. Advances the OPFOR as the enemy forces withdraw. 3. Inflicts heavy casualties. 4. Captures the members of the enemy force. 5. Captures documents and equipment. 6. Safeguards captured documents, equipment, and personnel.

**TASK:** Surrender to the Capturing Unit on the Battlefield (5-OPFOR-0024)

**CONDITION:** The enemy has captured the opposing forces (OPFOR) element's soldiers, documents, and equipment sensitive to the OPFOR tactical operations.

**STANDARD:** The OPFOR soldiers retain or destroy documents and equipment. The OPFOR element surrenders documents and equipment of no tactical use to the enemy and attempts to conceal or destroy items of tactical value. The OPFOR element attempts escape and evasion. 1. Prevents the successful capture of documents and equipment. 2. Destroys documents and equipment. 3. Removes identifying markings from equipment. 4. Removes unit-identifying insignia. 5. Provides misleading information. 6. Plans an escape. 7. Delays movement to the nearest collection point. 8. Prevents safeguarding of enemy prisoners of war (EPWs) in order to cause embarrassment to the United States (US).

**TASK:** Disrupt a Net Control Station (NCS) (5-OPFOR-0019)

**CONDITION:** The enemy has established a NCS. The opposing forces (OPFOR) element has radio and jamming equipment.

**STANDARD:** The OPFOR element attempts to disrupt an NCS. 1. Attempts to locate the radio frequency that the unit is operating on. 2. Attempts to enter the radio net. 3. Attempts to issue "bogus" orders to a unit on the net. 4. Jams the radio frequency and forces the unit to go to an alternate frequency.

**TASK:** Disrupt Defensive Preparations (5-OPFOR-0018)



**CONDITION:** The opposing forces (OPFOR) element has located the enemy. Priority intelligence requirements (PIR) and other intelligence requirements obtained by OPFOR patrols indicate that the enemy elements are establishing defensive positions. The OPFOR element has automatic and antiarmor weapons and light mortars.

**STANDARD:** The OPFOR element disrupts and delays the enemy's defensive preparations. 1. Locates and penetrates the enemy's security system. 2. Forces the enemy to delay defensive preparations. 3. Disrupts the enemy's obstacle preparations.

**TASK:** Disrupt Enemy Movement and Operations Using Tactical Nuclear Weapons (5-OPFOR-0016)

**CONDITION:** The opposing forces (OPFOR) element has located the enemy. Priority intelligence requirements (PIR) and other intelligence requirements have been obtained by OPFOR patrols. Tactical nuclear weapons are employed against key locations in the rear area.

**STANDARD:** The OPFOR element disrupts enemy movement and operations. 1. Disrupts or delays the movement of the enemy's equipment and supplies to the forward areas. 2. Destroys enemy equipment and supplies. 3. Inflicts a high rate of nuclear casualties among the enemy forces. 4. Denies the enemy the use of specified areas. 5. Contaminates the enemy's equipment and supplies.

**TASK:** Disrupt Quartermaster Operations (5-OPFOR-0017)

**CONDITION:** The enemy is conducting quartermaster operations. It has established an assembly area (AA) but has not moved in the main body.

**STANDARD:** The opposing forces (OPFOR) element attempts to disrupt quartermaster operations and infiltrate the enemy's AA. 1. Locates the quartermaster and the AA. 2. Surprises the main body. 3. Penetrates the AA with squad-size probes. 4. Inflicts personnel casualties and vehicle damage. 5. Disrupts the unit's preparations (prevents or delays beyond the unit's allotted time).

**TASK:** Disrupt Enemy Movement and Operations Using Persistent and Nonpersistent Chemical Weapons (5-OPFOR-0015)

**CONDITION:** The opposing forces (OPFOR) element has located the enemy. Priority intelligence requirements (PIR) and other intelligence requirements have been obtained by OPFOR patrols. The OPFOR units deliver chemical agents, by means of conventional artillery weapons or aircraft, along selected supply routes and key bases in the rear area.

**STANDARD:** The OPFOR element disrupts enemy movement and operations using persistent and nonpersistent chemical weapons. 1. Delivers chemical agents in low and densely wooded areas. 2. Delays the movement of enemy supplies and equipment to the forward areas. 3. Restricts the movement of the enemy units in the rear area. 4. Channels the movement of enemy units into predesignated ambush areas. 5. Contaminates enemy supplies and equipment. 6. Inflicts a high rate of casualties on enemy forces.

**TASK:** Disrupt Movement (5-OPFOR-0014)

**CONDITION:** The enemy is expected to move through the opposing forces (OPFOR) element's area of operations. The OPFOR element has received an operation order (OPORD) or fragmentary order (FRAGO) to disrupt enemy movement. The enemy has the capability to defend with direct fire and antiarmor weapons.

**STANDARD:** The OPFOR element delays enemy movement. 1. Delays the element. 2. Forces the element to deviate from its route. 3. Prevents the element from reaching its destination. 4. Surprises the element's main body.

**TASK:** Counter Passage of Lines (5-OPFOR-0012)

**CONDITION:** Enemy forces are in defensive positions, but they are expected to attempt passage-of-lines operations. The opposing forces (OPFOR) received orders to disrupt enemy passage-of-lines operations.

**STANDARD:** The OPFOR element delays or prevents enemy passage of lines. 1. Delays the passage. 2. Prevents the company from moving all personnel through the stationary unit. 3. Engages the main body of either the moving or the stationary unit.

**TASK:** Disrupt Assembly Area (AA) Activities (5-OPFOR-0013)

**CONDITION:** Intelligence reports indicate that platoon- and company-size enemy units are operating in the opposing forces (OPFOR) area of operations. Enemy units can defend from AAs with direct fire, antiarmor weapons, and indirect fire. The enemy has close air support (CAS) and nuclear, biological, and chemical (NBC) capabilities.

**STANDARD:** The OPFOR element locates and disrupts the enemy's AA activities. 1. Locates the element's AA. 2. Probes the AA with squad- or team-size elements. 3. Inflicts more than 5 percent casualties on the element. 4. Disrupts the element's preparations (prevents or delays beyond the element's allotted time).

**TASK:** Attack (5-OPFOR-0001)

**CONDITION:** The opposing forces (OPFOR) element has located the enemy. The priority intelligence requirements (PIR) and other intelligence requirements have been obtained by OPFOR patrols. The OPFOR element has automatic and antiarmor weapons and light mortars.

**STANDARD:** The OPFOR element attempts to seize the terrain, vehicles, or equipment. 1. Develops an attack plan. 2. Surprises the enemy unit's main body. 3. Initiates the attack using a scheme of maneuver that exploits the enemy's flanks, gaps, and weaknesses. 4. Uses covered and concealed routes to approach the enemy forces' flanks, gaps, or weakly held areas. 5. Employs indirect fire to support the attack. 6. Penetrates enemy defenses. 7. Destroys equipment and supplies. 8. Inflicts heavy casualties. 9. Isolates the combat service support (CSS) base by blocking reinforcements. 10. Forces enemy units to displace. 11. Avoids being fixed in one position. 12. Withdraws before the CSS base is reinforced with tactical combat forces.

**TASK:** Conduct Air Attacks (5-OPFOR-0002)

**CONDITION:** The opposing forces (OPFOR) element in the rear area has forwarded the positions of the enemy support sites or the locations of moving elements. The OPFOR aircraft have been dispatched to attack enemy installations or convoys.

**STANDARD:** The OPFOR element attempts to delay, disrupt, or damage the enemy targets by air. 1. Locates the target (support sites or convoys). 2. Makes attack runs on the designated targets. 3. Inflicts heavy damage to the selected target. 4. Sustains no loss of aircraft. 5. Delays moving the force for more than one hour.

**TASK:** Conduct Sniper Operations (5-OPFOR-0006)

**CONDITION:** The opposing forces (OPFOR) element has assigned snipers (regular or irregular elements) in the enemy's rear area along the main supply route (MSR) and near support sites.

**STANDARD:** The OPFOR element kills or wounds targets. 1. Sets up a well-concealed location. 2. Engages vehicle drivers or personnel on foot with short bursts of semiautomatic fire. 3. Kills or wounds selected targets. 4. Prevents the position from being discovered by enemy forces. 5. Evacuates the area without being spotted. 6. Reports all specified priority intelligence requirements (PIR) and other intelligence requirements to the OPFOR headquarters (HQ).

**ELEMENTS:** Company Headquarters  
 Three Combat Mobility Platoons  
 Nine Combat Engineer Squads  
 Mobility Support Platoon  
 Three Mobility Sections

**TASK:** Conduct Battlefield Stress Reduction and Stress Prevention Procedures (08-2-R303.05-T01A)  
 (FM 8-51) (FM 22-51)

**ITERATION:** 1 2 3 4 5 M (Circle)  
**COMMANDER/LEADER ASSESSMENT:** T P U (Circle)

**CONDITIONS:** Combat health support (CHS) operations have commenced. Element personnel are deployed in support of higher headquarters (HQ) operations. The unit's sleep plan and the tactical standing operating procedure (TACSOP) to manage battle fatigue (BF) soldiers have been developed. Personnel have been cross-trained on critical tasks. Operations are continuous over a prolonged period causing stressful situations for personnel. The commander has directed that procedures for managing battlefield stress be implemented. Simplified collective-protection equipment (SCPE) is on hand or field-expedient and natural shelters are available.

**NOTE:** Due to the technical knowledge and skills required to perform some military occupational specialty (MOS-) specific tasks, caution must be exercised when cross-training personnel. For instance, nonmedical personnel cannot be cross-trained to perform MOS-specific medical tasks. Some iterations of this task should be performed in MOPP4.

**TASK STANDARDS:** The element applies techniques that counter battlefield stress. At mission-oriented protection posture (MOPP) 4, performance degradation factors increase the need for stress prevention implementation. The time required to perform this task is increased when conducting it in MOPP 4.

TASK STEPS AND PERFORMANCE MEASURES	GO	NO-GO
<ul style="list-style-type: none"> <li>* 1. The commander and leaders perform stress prevention leader actions.               <ul style="list-style-type: none"> <li>a. Issued warning orders, operation orders (OPORDs), and fragmentary orders (FRAGOs) to the lowest possible level.</li> <li>b. Provided soldiers with an accurate assessment of the friendly and enemy situation.</li> <li>c. Briefed the leaders' intention to all unit personnel.</li> <li>d. Spoke positively concerning the unit's missions, purpose, and abilities.</li> <li>e. Encouraged a positive attitude throughout the unit.</li> <li>f. Instituted an information dissemination plan designed to quell and prevent rumors.</li> <li>g. Informed personnel of the availability of religious support.</li> </ul> </li> <li>* 2. The commander and leaders implement the sleep plan.               <ul style="list-style-type: none"> <li>a. Provided a safe and secure area away from vehicles and other high-noise activities.</li> <li>b. Adjusted the sleep plan as dictated by the tactical situation.</li> <li>c. Enforced the sleep plan according to the TACSOP.</li> </ul> </li> <li>* 3. Leaders implement task rotation or restructuring procedures.               <ul style="list-style-type: none"> <li>a. Alternated cross-trained unit personnel on critical tasks, as required.</li> <li>b. Rotated unit personnel between demanding and nondemanding tasks.</li> <li>c. Assigned two soldiers to function independently on tasks requiring a high degree of accuracy.</li> <li>d. Adjusted task rotation policies and procedures to the tactical situation.</li> </ul> </li> </ul>		

TASK STEPS AND PERFORMANCE MEASURES	GO	NO-GO
<p>* 4. Leaders implement stress-coping and stress management techniques.</p> <ul style="list-style-type: none"> <li>a. Integrated new unit members into the unit immediately.</li> <li>b. Assisted soldiers in resolving home front problems.</li> <li>c. Implemented a buddy system to observe signs of stress or BF among soldiers and leaders.</li> <li>d. Provided instruction on relaxation techniques to all personnel before deployment.</li> <li>e. Conducted after-action debriefings.</li> <li>f. Scheduled a critical-event debriefing after any especially traumatic event according to Field Manual (FM) 22-51.</li> <li>g. Conducted unit award, decoration, recognition, and memorial ceremonies.</li> </ul> <p>* 5. The commander and leaders implement stress control techniques.</p> <ul style="list-style-type: none"> <li>a. Implemented a plan to deal with mild, seriously stressed, or BF cases.</li> <li>b. Assigned soldiers showing signs of severe stress or BF to simple tasks.</li> <li>c. Directed personnel to be supportive of stressed or BF soldiers.</li> <li>d. Referred soldiers showing signs of serious stress or BF to the supporting medical treatment facility (MTF) for evaluation.</li> <li>e. Reintegrated return-to-duty (RTD) soldiers into their specific element.</li> </ul> <p>6. Element personnel employ stress prevention measures.</p> <ul style="list-style-type: none"> <li>a. Maintained a positive attitude concerning the unit's mission, purpose, and abilities.</li> <li>b. Complied with the commander's sleep plan.</li> <li>c. Identified other soldiers with signs of stress or BF.</li> <li>d. Provided immediate buddy-aid support.</li> <li>e. Reported signs of stress or BF in other soldiers to their immediate supervisor.</li> <li>f. Accepted new unit members immediately.</li> <li>g. Practiced relaxation techniques at appropriate times and places.</li> <li>h. Participated in buddy systems and after-action debriefings.</li> </ul>		

TASK PERFORMANCE / EVALUATION SUMMARY BLOCK							
ITERATION	1	2	3	4	5	M	TOTAL
TOTAL TASK STEPS EVALUATED							
TOTAL TASK STEPS "GO"							
TRAINING STATUS "GO"/"NO-GO"							

"\*" indicates a leader task step.

**SUPPORTING INDIVIDUAL TASKS: NONE**

**SUPPORTING COLLECTIVE TASKS: NONE**

#### OPFOR TASKS AND STANDARDS

**TASK:** Disrupt a Route Reconnaissance (5-OPFOR-0021)

**CONDITION:** The enemy is conducting a route reconnaissance. The opposing forces (OPFOR) element is positioned along the enemy's route.

**STANDARD:** The OPFOR element attempts to disrupt a squad/section conducting a route reconnaissance. 1. Prevents the unit from meeting its specified time schedule. 2. Forces the unit to deviate from its specified route. 3. Prevents the unit from reaching its assigned destination. 4. Surprises the squad/section. 5. Inflicts casualties on the unit.

**TASK:** Conduct an Aerial Reconnaissance (5-OPFOR-0010)

**CONDITION:** The opposing forces (OPFOR) headquarters (HQ) element requires intelligence on the locations and identification of enemy elements. An aircraft is dispatched to take photographs and make a visual inspection of the enemy rear area.

**STANDARD:** The OPFOR element gathers photograph intelligence of the enemy. 1. Photographs the assigned sectors. 2. Makes quick visual checks where the ceiling is low. 3. Locates enemy positions in the area, particularly support and storage bases, and command and control (C2) facilities. 4. Sustains no loss of aircraft. 5. Reports priority intelligence requirements (PIR) and other information requirements to the OPFOR HQ.

**TASK:** Conduct a Raid (5-OPFOR-0004)

**CONDITION:** The opposing forces (OPFOR) element has occupied an objective rally point and has orders to conduct a raid on a combat service support (CSS) base.

**STANDARD:** The OPFOR element infiltrates the enemy's base and destroys all of the targets. 1. Surprises the enemy forces. 2. Assaults the support base and accomplishes the assigned tasks. 3. Destroys the specified equipment and supplies. 4. Avoids being decisively engaged. 5. Withdraws all personnel from the objective areas within the time prescribed. 6. Obtains all priority intelligence requirements (PIR) from the raid site. 7. Sustains only light casualties from enemy fire.

**TASK:** Defeat Obstacles (5-OPFOR-0009)

**CONDITION:** The opposing forces (OPFOR) element encounters an obstacle that blocks the avenue of approach as it advances upon the enemy forces.

**STANDARD:** The OPFOR element bypasses or breaches the enemy obstacle. 1. Detects the obstacle before halting its main body. 2. Defeats the obstacle. a. Bypasses the obstacle without entering the engagement areas. b. Breaches the obstacle within 45 minutes and passes its entire force through the obstacle. 3. Does not incur degradation to the point that the mission must be discontinued.

**TASK:** Conduct an Attack (5-OPFOR-0008)

**CONDITION:** The enemy is conducting tactical operations. The opposing forces (OPFOR) element receives orders to attack the enemy, the area of occupation, or the main supply route (MSR) with smoke.

**STANDARD:** The OPFOR element disrupts the enemy's movement and smoke operations. 1. Determines the delivery method of the smoke attack. 2. Locates the target. 3. Delivers the smoke attack downwind. 4. Attacks the enemy with smoke, and surge attacks when the enemy responds to the smoke.

**TASK:** Disrupt Construction of Vehicle Fighting Positions (5-OPFOR-0020)

**CONDITION:** The opposing forces (OPFOR) element has located the enemy. The priority intelligence requirements (PIR) and other intelligence obtained by OPFOR patrols indicate the enemy is constructing vehicle fighting positions within its defensive area. The OPFOR element has automatic and antiarmor weapons and light mortars.

**STANDARD:** The OPFOR element attempts to disrupt the enemy's efforts to establish vehicle fighting positions. 1. Locates the defensive area. 2. Surprises the main body. 3. Penetrates the defensive area with squad-size probes. 4. Inflicts casualties on the unit. 5. Destroys vehicles. 6. Disrupts the unit's preparations (prevents or delays beyond the unit's allotted time).

**TASK:** Disrupt an Engineer Reconnaissance (5-OPFOR-0022)

**CONDITION:** The enemy is conducting an engineer reconnaissance. The opposing forces (OPFOR) element is positioned along the enemy's route.

**STANDARD:** The OPFOR element disrupts an engineer reconnaissance. 1. Prevents the unit from meeting its specified time schedule. 2. Forces the unit to deviate from its specified route. 3. Prevents the unit from accomplishing its assigned engineer reconnaissance. 4. Surprises the unit conducting the reconnaissance.

**TASK:** Conduct Terrorist and Saboteur Attacks (5-OPFOR-0005)

**CONDITION:** The opposing forces (OPFOR) element dispatches small teams into the enemy's rear area to disrupt combat service support (CSS) operations.

**STANDARD:** The enemy sustains disrupted command and control (C2), destroyed equipment and supplies, and light casualties. 1. Locates rear support bases and C2 facilities. 2. Delays and disrupts CSS operations through probes. 3. Infiltrates CSS bases to conduct sabotage and terrorist activities. 4. Inflicts light casualties. 5. Destroys supplies and equipment.

**TASK:** Defend a Minefield (5-OPFOR-0023)

**CONDITION:** The enemy is conducting a minefield sweeping operation. The opposing forces (OPFOR) element has a minefield placed in the enemy's path. The minefield is under constant observation and fire.

**STANDARD:** The OPFOR element defends a minefield against an enemy element conducting a minefield sweeping operation. 1. Prevents the unit from detecting the obstacle. 2. Disrupts the minefield sweeping operation. 3. Prevents the unit from conducting the minefield sweeping operation, prevents the unit from moving all personnel through the breach or delays the completion of the minefield sweeping operation for more than 45 minutes.

**TASK:** Conduct an Ambush (5-OPFOR-0007)

**CONDITION:** The enemy is moving in a convoy. The opposing forces (OPFOR) element is positioned along the enemy's route.

**STANDARD:** The OPFOR element inflicts casualties on the enemy and causes vehicle and equipment damage. 1. Prepares an ambush site before the element arrives. 2. Surprises march element forces. 3. Inflicts heavy casualties within the designated kill zone. 4. Inflicts heavy damage to vehicles and equipment within the designated kill zone. 5. Delays the march element from reaching a specified destination for a specified period of time. 6. Withdraws on order. 7. Sustains no casualties. 8. Reports actions to superiors.

**TASK:** Maintain Contact (5-OPFOR-0003)

**CONDITION:** The opposing forces (OPFOR) element is engaged with enemy base defense forces. The enemy forces are withdrawing under pressure.

**STANDARD:** The OPFOR element maintains enemy contact while the enemy withdraws. 1. Engages the enemy forces decisively. 2. Advances the OPFOR as the enemy forces withdraw. 3. Inflicts heavy casualties. 4. Captures the members of the enemy force. 5. Captures documents and equipment. 6. Safeguards captured documents, equipment, and personnel.

**TASK:** Disrupt a Net Control Station (NCS) (5-OPFOR-0019)

**CONDITION:** The enemy has established a NCS. The opposing forces (OPFOR) element has radio and jamming equipment.

**STANDARD:** The OPFOR element attempts to disrupt an NCS. 1. Attempts to locate the radio frequency that the unit is operating on. 2. Attempts to enter the radio net. 3. Attempts to issue "bogus" orders to a unit on the net. 4. Jams the radio frequency and forces the unit to go to an alternate frequency.

**TASK:** Disrupt Defensive Preparations (5-OPFOR-0018)

**CONDITION:** The opposing forces (OPFOR) element has located the enemy. Priority intelligence requirements (PIR) and other intelligence requirements obtained by OPFOR patrols indicate that the enemy elements are establishing defensive positions. The OPFOR element has automatic and antiarmor weapons and light mortars.

**STANDARD:** The OPFOR element disrupts and delays the enemy's defensive preparations. 1. Locates and penetrates the enemy's security system. 2. Forces the enemy to delay defensive preparations. 3. Disrupts the enemy's obstacle preparations.

**TASK:** Disrupt Enemy Movement and Operations Using Tactical Nuclear Weapons (5-OPFOR-0016)

**CONDITION:** The opposing forces (OPFOR) element has located the enemy. Priority intelligence requirements (PIR) and other intelligence requirements have been obtained by OPFOR patrols. Tactical nuclear weapons are employed against key locations in the rear area.

**STANDARD:** The OPFOR element disrupts enemy movement and operations. 1. Disrupts or delays the movement of the enemy's equipment and supplies to the forward areas. 2. Destroys enemy equipment and supplies. 3. Inflicts a high rate of nuclear casualties among the enemy forces. 4. Denies the enemy the use of specified areas. 5. Contaminates the enemy's equipment and supplies.

**TASK:** Disrupt Quartering Party Operations (5-OPFOR-0017)

**CONDITION:** The enemy is conducting quartering party operations. It has established an assembly area (AA) but has not moved in the main body.

**STANDARD:** The opposing forces (OPFOR) element attempts to disrupt quartering party operations and infiltrate the enemy's AA. 1. Locates the quartering party and the AA. 2. Surprises the main body. 3. Penetrates the AA with squad-size probes. 4. Inflicts personnel casualties and vehicle damage. 5. Disrupts the unit's preparations (prevents or delays beyond the unit's allotted time).

**TASK:** Disrupt Enemy Movement and Operations Using Persistent and Nonpersistent Chemical Weapons (5-OPFOR-0015)



**CONDITION:** The opposing forces (OPFOR) element has located the enemy. Priority intelligence requirements (PIR) and other intelligence requirements have been obtained by OPFOR patrols. The OPFOR units deliver chemical agents, by means of conventional artillery weapons or aircraft, along selected supply routes and key bases in the rear area.

**STANDARD:** The OPFOR element disrupts enemy movement and operations using persistent and nonpersistent chemical weapons. 1. Delivers chemical agents in low and densely wooded areas. 2. Delays the movement of enemy supplies and equipment to the forward areas. 3. Restricts the movement of the enemy units in the rear area. 4. Channels the movement of enemy units into predesignated ambush areas. 5. Contaminates enemy supplies and equipment. 6. Inflicts a high rate of casualties on enemy forces.

**TASK:** Disrupt Movement (5-OPFOR-0014)

**CONDITION:** The enemy is expected to move through the opposing forces (OPFOR) element's area of operations. The OPFOR element has received an operation order (OPORD) or fragmentary order (FRAGO) to disrupt enemy movement. The enemy has the capability to defend with direct fire and antiarmor weapons.

**STANDARD:** The OPFOR element delays enemy movement. 1. Delays the element. 2. Forces the element to deviate from its route. 3. Prevents the element from reaching its destination. 4. Surprises the element's main body.

**TASK:** Counter Passage of Lines (5-OPFOR-0012)

**CONDITION:** Enemy forces are in defensive positions, but they are expected to attempt passage-of-lines operations. The opposing forces (OPFOR) received orders to disrupt enemy passage-of-lines operations.

**STANDARD:** The OPFOR element delays or prevents enemy passage of lines. 1. Delays the passage. 2. Prevents the company from moving all personnel through the stationary unit. 3. Engages the main body of either the moving or the stationary unit.

**TASK:** Disrupt Assembly Area (AA) Activities (5-OPFOR-0013)

**CONDITION:** Intelligence reports indicate that platoon- and company-size enemy units are operating in the opposing forces (OPFOR) area of operations. Enemy units can defend from AAs with direct fire, antiarmor weapons, and indirect fire. The enemy has close air support (CAS) and nuclear, biological, and chemical (NBC) capabilities.

**STANDARD:** The OPFOR element locates and disrupts the enemy's AA activities. 1. Locates the element's AA. 2. Probes the AA with squad- or team-size elements. 3. Inflicts more than 5 percent casualties on the element. 4. Disrupts the element's preparations (prevents or delays beyond the element's allotted time).

**TASK:** Attack (5-OPFOR-0001)

**CONDITION:** The opposing forces (OPFOR) element has located the enemy. The priority intelligence requirements (PIR) and other intelligence requirements have been obtained by OPFOR patrols. The OPFOR element has automatic and antiarmor weapons and light mortars.

**STANDARD:** The OPFOR element attempts to seize the terrain, vehicles, or equipment. 1. Develops an attack plan. 2. Surprises the enemy unit's main body. 3. Initiates the attack using a scheme of maneuver that exploits the enemy's flanks, gaps, and weaknesses. 4. Uses covered and concealed routes to approach the enemy forces' flanks, gaps, or weakly held areas. 5. Employs indirect fire to support the attack. 6. Penetrates enemy defenses. 7. Destroys equipment and supplies. 8. Inflicts heavy casualties. 9. Isolates the combat service support (CSS) base by blocking reinforcements. 10. Forces enemy units to displace. 11. Avoids being fixed in one position. 12. Withdraws before the CSS base is reinforced with tactical combat forces.

**TASK:** Surrender to the Capturing Unit on the Battlefield (5-OPFOR-0024)

**CONDITION:** The enemy has captured the opposing forces (OPFOR) element's soldiers, documents, and equipment sensitive to the OPFOR tactical operations.

**STANDARD:** The OPFOR soldiers retain or destroy documents and equipment. The OPFOR element surrenders documents and equipment of no tactical use to the enemy and attempts to conceal or destroy items of tactical value. The OPFOR element attempts escape and evasion. 1. Prevents the successful capture of documents and equipment. 2. Destroys documents and equipment. 3. Removes identifying markings from equipment. 4. Removes unit-identifying insignia. 5. Provides misleading information. 6. Plans an escape. 7. Delays movement to the nearest collection point. 8. Prevents safeguarding of enemy prisoners of war (EPWs) in order to cause embarrassment to the United States (US).

**TASK:** Conduct Air Attacks (5-OPFOR-0002)

**CONDITION:** The opposing forces (OPFOR) element in the rear area has forwarded the positions of the enemy support sites or the locations of moving elements. The OPFOR aircraft have been dispatched to attack enemy installations or convoys.

**STANDARD:** The OPFOR element attempts to delay, disrupt, or damage the enemy targets by air. 1. Locates the target (support sites or convoys). 2. Makes attack runs on the designated targets. 3. Inflicts heavy damage to the selected target. 4. Sustains no loss of aircraft. 5. Delays moving the force for more than one hour.

**TASK:** Conduct Sniper Operations (5-OPFOR-0006)

**CONDITION:** The opposing forces (OPFOR) element has assigned snipers (regular or irregular elements) in the enemy's rear area along the main supply route (MSR) and near support sites.

**STANDARD:** The OPFOR element kills or wounds targets. 1. Sets up a well-concealed location. 2. Engages vehicle drivers or personnel on foot with short bursts of semiautomatic fire. 3. Kills or wounds selected targets. 4. Prevents the position from being discovered by enemy forces. 5. Evacuates the area without being spotted. 6. Reports all specified priority intelligence requirements (PIR) and other intelligence requirements to the OPFOR headquarters (HQ).

**ELEMENTS:** Company Headquarters  
 Three Combat Mobility Platoons  
 Nine Combat Engineer Squads  
 Mobility Support Platoon  
 Three Mobility Sections

**TASK:** Perform Field Sanitation Functions (08-2-R315.05-T01A)  
 (FM 21-10) (AR 200-1) (AR 385-10)  
 (AR 40-5) (FM 21-10-1)

**ITERATION:** 1 2 3 4 5 M (Circle)

**COMMANDER/LEADER ASSESSMENT:** T P U (Circle)

**CONDITIONS:** Health hazards exist that require field sanitation measures. The element is in the field without permanent sanitation or water facilities. The commander has selected and trained the unit's field sanitation team (FST). The combat health support (CHS) plan, the tactical standing operating procedure (TACSOP), and higher headquarters's (HQ) operation order (OPORD) are available. All required sanitation equipment is available. Field sanitation measures are continuous and are performed simultaneously with other operational tasks. Simplified collective-protection equipment (SCPE) is on hand and field-expedient and natural shelters are available. Some iterations of this task should be performed in MOPP4.

**TASK STANDARDS:** The FST performs field sanitation measures according to the TACSOP, Field Manuals (FMs) 21-10 and 21-10-1, and the commander's guidance. At mission-oriented protection posture (MOPP) 4, only minimum-essential field sanitation activities are performed.

TASK STEPS AND PERFORMANCE MEASURES	GO	NO-GO
<p>* 1. The commander directs field sanitation measures.</p> <ul style="list-style-type: none"> <li>a. Directed field sanitation activities to counter a medical threat.</li> <li>b. Monitored field sanitation activities for compliance with FMs 21-10 and 21-10-1 and the TACSOP.</li> <li>c. Enforced individual field sanitation measures.</li> <li>d. Requested assistance from the supporting preventive medicine (PVNTMED) element for sanitation problems that were beyond the expertise of the unit's FST according to the TACSOP and the OPORD.</li> <li>e. Corrected field sanitation deficiencies.</li> <li>f. Reported field sanitation deficiencies that could not be corrected by unit personnel to the FST.</li> <li>g. Enforced safety procedures according to Army Regulation (AR) 385-10 and the TACSOP.</li> <li>h. Enforced environmental-protection procedures according to AR 200-1 and the TACSOP.</li> </ul> <p>2. The FST supervises the unit's field sanitation measures.</p> <ul style="list-style-type: none"> <li>a. Maintained the field sanitation basic load according to AR 40-5 and FM 21-10-1.</li> <li>b. Supervised the distribution of field sanitation basic load items according to AR 40-5 and FM 21-10-1.</li> <li>c. Tested the unit's water supply for the required chlorine residual level according to FM 21-10-1 and the TACSOP.</li> <li>d. Inspected water containers and trailers according to FM 21-10-1 and the TACSOP.</li> </ul>		

TASK STEPS AND PERFORMANCE MEASURES	GO	NO-GO
<ul style="list-style-type: none"> <li>e. Monitored personnel to ensure that they used personal protective measures (skin, clothing, and bed net repellent) against arthropods and rodents according to applicable directives and the commander's guidance.</li> <li>f. Conducted rodent surveys, as required.</li> <li>g. Monitored personnel for the employment of correct hygiene measures.</li> <li>h. Monitored waste facilities and procedures for compliance with AR 40-5, FM 21-10-1, and the TACSOP, as required.</li> <li>i. Inspected latrines and urinals according to FM 21-10-1 and the TACSOP.</li> <li>j. Inspected liquid and solid waste-disposal facilities to ensure their compliance with AR 40-5, FM 21-10-1, and the TACSOP.</li> <li>k. Inspected hand-washing devices according to FM 21-10-1 and the TACSOP.</li> <li>l. Inspected the transport, storage, preparation, and service of food for compliance with FM 21-10-1 and the TACSOP.</li> <li>m. Provided advice, recommendations, and training requirements to the commander.</li> <li>n. Enforced safety procedures according to AR 385-10 and the TACSOP.</li> <li>o. Enforced environmental-protection procedures according to AR 200-1 and the TACSOP.</li> </ul> <p>3. Unit personnel employ field sanitation measures.</p> <ul style="list-style-type: none"> <li>a. Maintained the prescribed load of water purification materials according to AR 40-5, FM 21-10, and the TACSOP.</li> <li>b. Prepared nonpotable water for personal use according to FM 21-10 and the TACSOP.</li> <li>c. Consumed only water designated as potable.</li> <li>d. Maintained latrines and hand-washing facilities according to FM 21-10 and the TACSOP.</li> <li>e. Employed preventive measures against cold and heat injuries.</li> <li>f. Employed personal-hygiene measures.</li> <li>g. Employed preventive measures against arthropod and rodent infestation, to include using skin, clothing, and bed net repellent.</li> <li>h. Reported field sanitation deficiencies to the FST.</li> <li>i. Employed safety procedures according to AR 385-10 and the TACSOP.</li> <li>j. Employed environmental-protection procedures according to AR 200-1 and the TACSOP.</li> </ul>		

TASK PERFORMANCE / EVALUATION SUMMARY BLOCK							
ITERATION	1	2	3	4	5	M	TOTAL
TOTAL TASK STEPS EVALUATED							
TOTAL TASK STEPS "GO"							
TRAINING STATUS "GO"/"NO-GO"							

"\*" indicates a leader task step.

**SUPPORTING INDIVIDUAL TASKS: NONE**

**SUPPORTING COLLECTIVE TASKS: NONE**

**OPFOR TASKS AND STANDARDS**

**TASK:** Surrender to the Capturing Unit on the Battlefield (5-OPFOR-0024)

**CONDITION:** The enemy has captured the opposing forces (OPFOR) element's soldiers, documents, and equipment sensitive to the OPFOR tactical operations.

**STANDARD:** The OPFOR soldiers retain or destroy documents and equipment. The OPFOR element surrenders documents and equipment of no tactical use to the enemy and attempts to conceal or destroy items of tactical value. The OPFOR element attempts escape and evasion. 1. Prevents the successful capture of documents and equipment. 2. Destroys documents and equipment. 3. Removes identifying markings from equipment. 4. Removes unit-identifying insignia. 5. Provides misleading information. 6. Plans an escape. 7. Delays movement to the nearest collection point. 8. Prevents safeguarding of enemy prisoners of war (EPWs) in order to cause embarrassment to the United States (US).

**TASK:** Disrupt a Route Reconnaissance (5-OPFOR-0021)

**CONDITION:** The enemy is conducting a route reconnaissance. The opposing forces (OPFOR) element is positioned along the enemy's route.

**STANDARD:** The OPFOR element attempts to disrupt a squad/section conducting a route reconnaissance. 1. Prevents the unit from meeting its specified time schedule. 2. Forces the unit to deviate from its specified route. 3. Prevents the unit from reaching its assigned destination. 4. Surprises the squad/section. 5. Inflicts casualties on the unit.

**TASK:** Conduct an Aerial Reconnaissance (5-OPFOR-0010)

**CONDITION:** The opposing forces (OPFOR) headquarters (HQ) element requires intelligence on the locations and identification of enemy elements. An aircraft is dispatched to take photographs and make a visual inspection of the enemy rear area.

**STANDARD:** The OPFOR element gathers photograph intelligence of the enemy. 1. Photographs the assigned sectors. 2. Makes quick visual checks where the ceiling is low. 3. Locates enemy positions in the area, particularly support and storage bases, and command and control (C2) facilities. 4. Sustains no loss of aircraft. 5. Reports priority intelligence requirements (PIR) and other information requirements to the OPFOR HQ.

**TASK:** Conduct a Raid (5-OPFOR-0004)

**CONDITION:** The opposing forces (OPFOR) element has occupied an objective rally point and has orders to conduct a raid on a combat service support (CSS) base.

**STANDARD:** The OPFOR element infiltrates the enemy's base and destroys all of the targets. 1. Surprises the enemy forces. 2. Assaults the support base and accomplishes the assigned tasks. 3. Destroys the specified equipment and supplies. 4. Avoids being decisively engaged. 5. Withdraws all personnel from the objective areas within the time prescribed. 6. Obtains all priority intelligence requirements (PIR) from the raid site. 7. Sustains only light casualties from enemy fire.

**TASK:** Defeat Obstacles (5-OPFOR-0009)

**CONDITION:** The opposing forces (OPFOR) element encounters an obstacle that blocks the avenue of approach as it advances upon the enemy forces.

**STANDARD:** The OPFOR element bypasses or breaches the enemy obstacle. 1. Detects the obstacle before halting its main body. 2. Defeats the obstacle. a. Bypasses the obstacle without entering the engagement areas. b. Breaches the obstacle within 45 minutes and passes its entire force through the obstacle. 3. Does not incur degradation to the point that the mission must be discontinued.

**TASK:** Conduct an Attack (5-OPFOR-0008)

**CONDITION:** The enemy is conducting tactical operations. The opposing forces (OPFOR) element receives orders to attack the enemy, the area of occupation, or the main supply route (MSR) with smoke.

**STANDARD:** The OPFOR element disrupts the enemy's movement and smoke operations. 1. Determines the delivery method of the smoke attack. 2. Locates the target. 3. Delivers the smoke attack downwind. 4. Attacks the enemy with smoke, and surge attacks when the enemy responds to the smoke.

**TASK:** Disrupt Construction of Vehicle Fighting Positions (5-OPFOR-0020)

**CONDITION:** The opposing forces (OPFOR) element has located the enemy. The priority intelligence requirements (PIR) and other intelligence obtained by OPFOR patrols indicate the enemy is constructing vehicle fighting positions within its defensive area. The OPFOR element has automatic and antiarmor weapons and light mortars.

**STANDARD:** The OPFOR element attempts to disrupt the enemy's efforts to establish vehicle fighting positions. 1. Locates the defensive area. 2. Surprises the main body. 3. Penetrates the defensive area with squad-size probes. 4. Inflicts casualties on the unit. 5. Destroys vehicles. 6. Disrupts the unit's preparations (prevents or delays beyond the unit's allotted time).

**TASK:** Disrupt an Engineer Reconnaissance (5-OPFOR-0022)

**CONDITION:** The enemy is conducting an engineer reconnaissance. The opposing forces (OPFOR) element is positioned along the enemy's route.

**STANDARD:** The OPFOR element disrupts an engineer reconnaissance. 1. Prevents the unit from meeting its specified time schedule. 2. Forces the unit to deviate from its specified route. 3. Prevents the unit from accomplishing its assigned engineer reconnaissance. 4. Surprises the unit conducting the reconnaissance.

**TASK:** Conduct Terrorist and Saboteur Attacks (5-OPFOR-0005)

**CONDITION:** The opposing forces (OPFOR) element dispatches small teams into the enemy's rear area to disrupt combat service support (CSS) operations.

**STANDARD:** The enemy sustains disrupted command and control (C2), destroyed equipment and supplies, and light casualties. 1. Locates rear support bases and C2 facilities. 2. Delays and disrupts CSS operations through probes. 3. Infiltrates CSS bases to conduct sabotage and terrorist activities. 4. Inflicts light casualties. 5. Destroys supplies and equipment.

**TASK:** Defend a Minefield (5-OPFOR-0023)

**CONDITION:** The enemy is conducting a minefield sweeping operation. The opposing forces (OPFOR) element has a minefield placed in the enemy's path. The minefield is under constant observation and fire.

**STANDARD:** The OPFOR element defends a minefield against an enemy element conducting a minefield sweeping operation. 1. Prevents the unit from detecting the obstacle. 2. Disrupts the minefield sweeping operation. 3. Prevents the unit from conducting the minefield sweeping operation, prevents the unit from moving all personnel through the breach or delays the completion of the minefield sweeping operation for more than 45 minutes.

**TASK:** Conduct an Ambush (5-OPFOR-0007)

**CONDITION:** The enemy is moving in a convoy. The opposing forces (OPFOR) element is positioned along the enemy's route.

**STANDARD:** The OPFOR element inflicts casualties on the enemy and causes vehicle and equipment damage. 1. Prepares an ambush site before the element arrives. 2. Surprises march element forces. 3. Inflicts heavy casualties within the designated kill zone. 4. Inflicts heavy damage to vehicles and equipment within the designated kill zone. 5. Delays the march element from reaching a specified destination for a specified period of time. 6. Withdraws on order. 7. Sustains no casualties. 8. Reports actions to superiors.

**TASK:** Maintain Contact (5-OPFOR-0003)

**CONDITION:** The opposing forces (OPFOR) element is engaged with enemy base defense forces. The enemy forces are withdrawing under pressure.

**STANDARD:** The OPFOR element maintains enemy contact while the enemy withdraws. 1. Engages the enemy forces decisively. 2. Advances the OPFOR as the enemy forces withdraw. 3. Inflicts heavy casualties. 4. Captures the members of the enemy force. 5. Captures documents and equipment. 6. Safeguards captured documents, equipment, and personnel.

**TASK:** Disrupt a Net Control Station (NCS) (5-OPFOR-0019)

**CONDITION:** The enemy has established a NCS. The opposing forces (OPFOR) element has radio and jamming equipment.

**STANDARD:** The OPFOR element attempts to disrupt an NCS. 1. Attempts to locate the radio frequency that the unit is operating on. 2. Attempts to enter the radio net. 3. Attempts to issue "bogus" orders to a unit on the net. 4. Jams the radio frequency and forces the unit to go to an alternate frequency.

**TASK:** Disrupt Defensive Preparations (5-OPFOR-0018)

**CONDITION:** The opposing forces (OPFOR) element has located the enemy. Priority intelligence requirements (PIR) and other intelligence requirements obtained by OPFOR patrols indicate that the enemy elements are establishing defensive positions. The OPFOR element has automatic and antiarmor weapons and light mortars.

**STANDARD:** The OPFOR element disrupts and delays the enemy's defensive preparations. 1. Locates and penetrates the enemy's security system. 2. Forces the enemy to delay defensive preparations. 3. Disrupts the enemy's obstacle preparations.

**TASK:** Disrupt Enemy Movement and Operations Using Tactical Nuclear Weapons (5-OPFOR-0016)

**CONDITION:** The opposing forces (OPFOR) element has located the enemy. Priority intelligence requirements (PIR) and other intelligence requirements have been obtained by OPFOR patrols. Tactical nuclear weapons are employed against key locations in the rear area.

**STANDARD:** The OPFOR element disrupts enemy movement and operations. 1. Disrupts or delays the movement of the enemy's equipment and supplies to the forward areas. 2. Destroys enemy equipment and supplies. 3. Inflicts a high rate of nuclear casualties among the enemy forces. 4. Denies the enemy the use of specified areas. 5. Contaminates the enemy's equipment and supplies.

**TASK:** Disrupt Quartering Party Operations (5-OPFOR-0017)

**CONDITION:** The enemy is conducting quartering party operations. It has established an assembly area (AA) but has not moved in the main body.

**STANDARD:** The opposing forces (OPFOR) element attempts to disrupt quartering party operations and infiltrate the enemy's AA. 1. Locates the quartering party and the AA. 2. Surprises the main body. 3. Penetrates the AA with squad-size probes. 4. Inflicts personnel casualties and vehicle damage. 5. Disrupts the unit's preparations (prevents or delays beyond the unit's allotted time).

**TASK:** Disrupt Enemy Movement and Operations Using Persistent and Nonpersistent Chemical Weapons (5-OPFOR-0015)

**CONDITION:** The opposing forces (OPFOR) element has located the enemy. Priority intelligence requirements (PIR) and other intelligence requirements have been obtained by OPFOR patrols. The OPFOR units deliver chemical agents, by means of conventional artillery weapons or aircraft, along selected supply routes and key bases in the rear area.

**STANDARD:** The OPFOR element disrupts enemy movement and operations using persistent and nonpersistent chemical weapons. 1. Delivers chemical agents in low and densely wooded areas. 2. Delays the movement of enemy supplies and equipment to the forward areas. 3. Restricts the movement of the enemy units in the rear area. 4. Channels the movement of enemy units into predesignated ambush areas. 5. Contaminates enemy supplies and equipment. 6. Inflicts a high rate of casualties on enemy forces.

**TASK:** Disrupt Movement (5-OPFOR-0014)

**CONDITION:** The enemy is expected to move through the opposing forces (OPFOR) element's area of operations. The OPFOR element has received an operation order (OPORD) or fragmentary order (FRAGO) to disrupt enemy movement. The enemy has the capability to defend with direct fire and antiarmor weapons.

**STANDARD:** The OPFOR element delays enemy movement. 1. Delays the element. 2. Forces the element to deviate from its route. 3. Prevents the element from reaching its destination. 4. Surprises the element's main body.

**TASK:** Counter Passage of Lines (5-OPFOR-0012)

**CONDITION:** Enemy forces are in defensive positions, but they are expected to attempt passage-of-lines operations. The opposing forces (OPFOR) received orders to disrupt enemy passage-of-lines operations.

**STANDARD:** The OPFOR element delays or prevents enemy passage of lines. 1. Delays the passage. 2. Prevents the company from moving all personnel through the stationary unit. 3. Engages the main body of either the moving or the stationary unit.

**TASK:** Disrupt Assembly Area (AA) Activities (5-OPFOR-0013)

**CONDITION:** Intelligence reports indicate that platoon- and company-size enemy units are operating in the opposing forces (OPFOR) area of operations. Enemy units can defend from AAs with direct fire, antiarmor weapons, and indirect fire. The enemy has close air support (CAS) and nuclear, biological, and chemical (NBC) capabilities.



**STANDARD:** The OPFOR element locates and disrupts the enemy's AA activities. 1. Locates the element's AA. 2. Probes the AA with squad- or team-size elements. 3. Inflicts more than 5 percent casualties on the element. 4. Disrupts the element's preparations (prevents or delays beyond the element's allotted time).

**TASK:** Attack (5-OPFOR-0001)

**CONDITION:** The opposing forces (OPFOR) element has located the enemy. The priority intelligence requirements (PIR) and other intelligence requirements have been obtained by OPFOR patrols. The OPFOR element has automatic and antiarmor weapons and light mortars.

**STANDARD:** The OPFOR element attempts to seize the terrain, vehicles, or equipment. 1. Develops an attack plan. 2. Surprises the enemy unit's main body. 3. Initiates the attack using a scheme of maneuver that exploits the enemy's flanks, gaps, and weaknesses. 4. Uses covered and concealed routes to approach the enemy forces' flanks, gaps, or weakly held areas. 5. Employs indirect fire to support the attack. 6. Penetrates enemy defenses. 7. Destroys equipment and supplies. 8. Inflicts heavy casualties. 9. Isolates the combat service support (CSS) base by blocking reinforcements. 10. Forces enemy units to displace. 11. Avoids being fixed in one position. 12. Withdraws before the CSS base is reinforced with tactical combat forces.

**TASK:** Conduct Air Attacks (5-OPFOR-0002)

**CONDITION:** The opposing forces (OPFOR) element in the rear area has forwarded the positions of the enemy support sites or the locations of moving elements. The OPFOR aircraft have been dispatched to attack enemy installations or convoys.

**STANDARD:** The OPFOR element attempts to delay, disrupt, or damage the enemy targets by air. 1. Locates the target (support sites or convoys). 2. Makes attack runs on the designated targets. 3. Inflicts heavy damage to the selected target. 4. Sustains no loss of aircraft. 5. Delays moving the force for more than one hour.

**TASK:** Conduct Sniper Operations (5-OPFOR-0006)

**CONDITION:** The opposing forces (OPFOR) element has assigned snipers (regular or irregular elements) in the enemy's rear area along the main supply route (MSR) and near support sites.

**STANDARD:** The OPFOR element kills or wounds targets. 1. Sets up a well-concealed location. 2. Engages vehicle drivers or personnel on foot with short bursts of semiautomatic fire. 3. Kills or wounds selected targets. 4. Prevents the position from being discovered by enemy forces. 5. Evacuates the area without being spotted. 6. Reports all specified priority intelligence requirements (PIR) and other intelligence requirements to the OPFOR headquarters (HQ).

**ELEMENT:** Company Headquarters**TASK:** Perform Unit Graves Registration (GRREG) Operations (10-2-0318.05-T01A)  
(FM 10-64) (FM 3-4) (FM 3-5)**ITERATION:** 1 2 3 4 5 M (Circle)**COMMANDER/LEADER ASSESSMENT:** T P U (Circle)

**CONDITIONS:** The element has sustained fatalities. The tactical situation permits GRREG operations to be performed. Some remains may be contaminated. The tactical standing operating procedure (TACSOP) is available. There are no GRREG personnel available; nonmortuary affairs personnel perform the task. The theater commander has authorized emergency burials.

**NOTE:** Only those tasks deemed mission-essential by the commander are performed in mission-oriented protection posture (MOPP) 4. Some iterations of this task should be performed in MOPP4.

**TASK STANDARDS:** The element either recovers the killed in action (KIA) and evacuates them to a designated mortuary-affair collection point or performs an emergency burial. Personal possessions are not lost. Locations of the emergency graves are recorded and reported to higher headquarters (HQ). These activities are curtailed in MOPP 4. The time required to perform this task is increased when conducting it in MOPP 4.

TASK STEPS AND PERFORMANCE MEASURES	GO	NO-GO
<ul style="list-style-type: none"> <li>* 1. The element commander designates a search-and-recovery team.               <ul style="list-style-type: none"> <li>a. Selected a team leader.</li> <li>b. Issued guidance.</li> </ul> </li> <li>* 2. The search-and-recovery team leader prepares for the search.               <ul style="list-style-type: none"> <li>a. Performed a map or aerial reconnaissance of the search area.</li> <li>b. Identified additional support requirements.</li> <li>c. Requested additional support requirements from higher HQ.</li> <li>d. Identified the search pattern to be used.</li> <li>e. Coordinated nuclear, biological, and chemical (NBC) and explosive ordnance disposal (EOD) assistance with higher HQ.</li> <li>f. Coordinated area security with higher HQ.</li> </ul> </li> <li>* 3. The search-and-recovery team leader supervises the search-and-recovery and the evacuation operations.               <ul style="list-style-type: none"> <li>a. Briefed the search-and-recovery team on the operational procedures.</li> <li>b. Issued personal effects bags, human remains pouches, if available, and NBC agent tags.</li> <li>c. Assigned the search area.</li> <li>d. Monitored the search-and-recovery team operations for compliance with the TACSOP and the commander's guidance.</li> <li>e. Coordinated evacuation operations with higher HQ.</li> <li>f. Forwarded the situation report (SITREP) to higher HQ according to the TACSOP.</li> </ul> </li> <li>4. The search-and-recovery team conducts the search.               <ul style="list-style-type: none"> <li>a. Checked the area immediately for mines or booby traps.</li> <li>b. Searched the assigned areas for remains and personal effects.</li> <li>c. Marked the terrain location of the remains with pegs.</li> <li>d. Collected all disassociated personal effects.</li> <li>e. Recorded the eight-digit grid coordinates of the recovery site.</li> </ul> </li> </ul>		

TASK STEPS AND PERFORMANCE MEASURES	GO	NO-GO
5. The search-and-recovery team recovers remains. <ul style="list-style-type: none"> <li>a. Established tentative identification.</li> <li>b. Attached the NBC tag or a tag marked with a large C to the contaminated and contagious remains.</li> <li>c. Attached personal effects to the remains.</li> <li>d. Shrouded the remains with available materials.</li> <li>e. Prepared a sketch of the recovery site.</li> <li>f. Prepared a map overlay of the recovery site.</li> </ul> 6. The search-and-recovery team evacuates remains. <ul style="list-style-type: none"> <li>a. Verified that personal effects were attached to the remains.</li> <li>b. Loaded the remains in ground transportation, feet first and in aircraft, headfirst.</li> <li>c. Transported the remains in a covered vehicle or aircraft to a designated mortuary-affair collection point.</li> </ul> * 7. The search-and-recovery team leader supervises emergency burials. <ul style="list-style-type: none"> <li>a. Identified the specific burial site.</li> <li>b. Supervised the marking of the grave site.</li> <li>c. Supervised the burying of all recovered remains and their personal effects.</li> </ul> 8. The search-and-recovery team performs emergency burials. <ul style="list-style-type: none"> <li>a. Prepared the grave site.</li> <li>b. Placed the remains in the grave.</li> <li>c. Marked all grave sites.</li> <li>d. Buried the United States, allied, and enemy forces remains with their personal effects in separate grave sites.</li> </ul>		

TASK PERFORMANCE / EVALUATION SUMMARY BLOCK							
ITERATION	1	2	3	4	5	M	TOTAL
TOTAL TASK STEPS EVALUATED							
TOTAL TASK STEPS "GO"							
TRAINING STATUS "GO"/"NO-GO"							

"\*" indicates a leader task step.

**SUPPORTING INDIVIDUAL TASKS: NONE**

**SUPPORTING COLLECTIVE TASKS: NONE**

#### OPFOR TASKS AND STANDARDS

**TASK:** Surrender to the Capturing Unit on the Battlefield (5-OPFOR-0024)

**CONDITION:** The enemy has captured the opposing forces (OPFOR) element's soldiers, documents, and equipment sensitive to the OPFOR tactical operations.

**STANDARD:** The OPFOR soldiers retain or destroy documents and equipment. The OPFOR element surrenders documents and equipment of no tactical use to the enemy and attempts to conceal or destroy items of tactical value. The OPFOR element attempts escape and evasion. 1. Prevents the successful capture of documents and equipment. 2. Destroys documents and equipment. 3. Removes identifying markings from equipment. 4. Removes unit-identifying insignia. 5. Provides misleading information. 6. Plans an escape. 7. Delays movement to the nearest collection point. 8. Prevents safeguarding of enemy prisoners of war (EPWs) in order to cause embarrassment to the United States (US).

**TASK:** Disrupt a Route Reconnaissance (5-OPFOR-0021)

**CONDITION:** The enemy is conducting a route reconnaissance. The opposing forces (OPFOR) element is positioned along the enemy's route.

**STANDARD:** The OPFOR element attempts to disrupt a squad/section conducting a route reconnaissance. 1. Prevents the unit from meeting its specified time schedule. 2. Forces the unit to deviate from its specified route. 3. Prevents the unit from reaching its assigned destination. 4. Surprises the squad/section. 5. Inflicts casualties on the unit.

**TASK:** Conduct an Aerial Reconnaissance (5-OPFOR-0010)

**CONDITION:** The opposing forces (OPFOR) headquarters (HQ) element requires intelligence on the locations and identification of enemy elements. An aircraft is dispatched to take photographs and make a visual inspection of the enemy rear area.

**STANDARD:** The OPFOR element gathers photograph intelligence of the enemy. 1. Photographs the assigned sectors. 2. Makes quick visual checks where the ceiling is low. 3. Locates enemy positions in the area, particularly support and storage bases, and command and control (C2) facilities. 4. Sustains no loss of aircraft. 5. Reports priority intelligence requirements (PIR) and other information requirements to the OPFOR HQ.

**TASK:** Conduct a Raid (5-OPFOR-0004)

**CONDITION:** The opposing forces (OPFOR) element has occupied an objective rally point and has orders to conduct a raid on a combat service support (CSS) base.

**STANDARD:** The OPFOR element infiltrates the enemy's base and destroys all of the targets. 1. Surprises the enemy forces. 2. Assaults the support base and accomplishes the assigned tasks. 3. Destroys the specified equipment and supplies. 4. Avoids being decisively engaged. 5. Withdraws all personnel from the objective areas within the time prescribed. 6. Obtains all priority intelligence requirements (PIR) from the raid site. 7. Sustains only light casualties from enemy fire.

**TASK:** Defeat Obstacles (5-OPFOR-0009)

**CONDITION:** The opposing forces (OPFOR) element encounters an obstacle that blocks the avenue of approach as it advances upon the enemy forces.

**STANDARD:** The OPFOR element bypasses or breaches the enemy obstacle. 1. Detects the obstacle before halting its main body. 2. Defeats the obstacle. a. Bypasses the obstacle without entering the engagement areas. b. Breaches the obstacle within 45 minutes and passes its entire force through the obstacle. 3. Does not incur degradation to the point that the mission must be discontinued.

**TASK:** Conduct an Attack (5-OPFOR-0008)

**CONDITION:** The enemy is conducting tactical operations. The opposing forces (OPFOR) element receives orders to attack the enemy, the area of occupation, or the main supply route (MSR) with smoke.

**STANDARD:** The OPFOR element disrupts the enemy's movement and smoke operations. 1. Determines the delivery method of the smoke attack. 2. Locates the target. 3. Delivers the smoke attack downwind. 4. Attacks the enemy with smoke, and surge attacks when the enemy responds to the smoke.

**TASK:** Disrupt Construction of Vehicle Fighting Positions (5-OPFOR-0020)

**CONDITION:** The opposing forces (OPFOR) element has located the enemy. The priority intelligence requirements (PIR) and other intelligence obtained by OPFOR patrols indicate the enemy is constructing vehicle fighting positions within its defensive area. The OPFOR element has automatic and antiarmor weapons and light mortars.

**STANDARD:** The OPFOR element attempts to disrupt the enemy's efforts to establish vehicle fighting positions. 1. Locates the defensive area. 2. Surprises the main body. 3. Penetrates the defensive area with squad-size probes. 4. Inflicts casualties on the unit. 5. Destroys vehicles. 6. Disrupts the unit's preparations (prevents or delays beyond the unit's allotted time).

**TASK:** Disrupt an Engineer Reconnaissance (5-OPFOR-0022)

**CONDITION:** The enemy is conducting an engineer reconnaissance. The opposing forces (OPFOR) element is positioned along the enemy's route.

**STANDARD:** The OPFOR element disrupts an engineer reconnaissance. 1. Prevents the unit from meeting its specified time schedule. 2. Forces the unit to deviate from its specified route. 3. Prevents the unit from accomplishing its assigned engineer reconnaissance. 4. Surprises the unit conducting the reconnaissance.

**TASK:** Conduct Terrorist and Saboteur Attacks (5-OPFOR-0005)

**CONDITION:** The opposing forces (OPFOR) element dispatches small teams into the enemy's rear area to disrupt combat service support (CSS) operations.

**STANDARD:** The enemy sustains disrupted command and control (C2), destroyed equipment and supplies, and light casualties. 1. Locates rear support bases and C2 facilities. 2. Delays and disrupts CSS operations through probes. 3. Infiltrates CSS bases to conduct sabotage and terrorist activities. 4. Inflicts light casualties. 5. Destroys supplies and equipment.

**TASK:** Defend a Minefield (5-OPFOR-0023)

**CONDITION:** The enemy is conducting a minefield sweeping operation. The opposing forces (OPFOR) element has a minefield placed in the enemy's path. The minefield is under constant observation and fire.

**STANDARD:** The OPFOR element defends a minefield against an enemy element conducting a minefield sweeping operation. 1. Prevents the unit from detecting the obstacle. 2. Disrupts the minefield sweeping operation. 3. Prevents the unit from conducting the minefield sweeping operation, prevents the unit from moving all personnel through the breach or delays the completion of the minefield sweeping operation for more than 45 minutes.

**TASK:** Conduct an Ambush (5-OPFOR-0007)

**CONDITION:** The enemy is moving in a convoy. The opposing forces (OPFOR) element is positioned along the enemy's route.

**STANDARD:** The OPFOR element inflicts casualties on the enemy and causes vehicle and equipment damage. 1. Prepares an ambush site before the element arrives. 2. Surprises march element forces. 3. Inflicts heavy casualties within the designated kill zone. 4. Inflicts heavy damage to vehicles and equipment within the designated kill zone. 5. Delays the march element from reaching a specified destination for a specified period of time. 6. Withdraws on order. 7. Sustains no casualties. 8. Reports actions to superiors.

**TASK:** Maintain Contact (5-OPFOR-0003)

**CONDITION:** The opposing forces (OPFOR) element is engaged with enemy base defense forces. The enemy forces are withdrawing under pressure.

**STANDARD:** The OPFOR element maintains enemy contact while the enemy withdraws. 1. Engages the enemy forces decisively. 2. Advances the OPFOR as the enemy forces withdraw. 3. Inflicts heavy casualties. 4. Captures the members of the enemy force. 5. Captures documents and equipment. 6. Safeguards captured documents, equipment, and personnel.

**TASK:** Disrupt a Net Control Station (NCS) (5-OPFOR-0019)

**CONDITION:** The enemy has established a NCS. The opposing forces (OPFOR) element has radio and jamming equipment.

**STANDARD:** The OPFOR element attempts to disrupt an NCS. 1. Attempts to locate the radio frequency that the unit is operating on. 2. Attempts to enter the radio net. 3. Attempts to issue "bogus" orders to a unit on the net. 4. Jams the radio frequency and forces the unit to go to an alternate frequency.

**TASK:** Disrupt Defensive Preparations (5-OPFOR-0018)

**CONDITION:** The opposing forces (OPFOR) element has located the enemy. Priority intelligence requirements (PIR) and other intelligence requirements obtained by OPFOR patrols indicate that the enemy elements are establishing defensive positions. The OPFOR element has automatic and antiarmor weapons and light mortars.

**STANDARD:** The OPFOR element disrupts and delays the enemy's defensive preparations. 1. Locates and penetrates the enemy's security system. 2. Forces the enemy to delay defensive preparations. 3. Disrupts the enemy's obstacle preparations.

**TASK:** Disrupt Enemy Movement and Operations Using Tactical Nuclear Weapons (5-OPFOR-0016)

**CONDITION:** The opposing forces (OPFOR) element has located the enemy. Priority intelligence requirements (PIR) and other intelligence requirements have been obtained by OPFOR patrols. Tactical nuclear weapons are employed against key locations in the rear area.

**STANDARD:** The OPFOR element disrupts enemy movement and operations. 1. Disrupts or delays the movement of the enemy's equipment and supplies to the forward areas. 2. Destroys enemy equipment and supplies. 3. Inflicts a high rate of nuclear casualties among the enemy forces. 4. Denies the enemy the use of specified areas. 5. Contaminates the enemy's equipment and supplies.

**TASK:** Disrupt Quartering Party Operations (5-OPFOR-0017)

**CONDITION:** The enemy is conducting quartering party operations. It has established an assembly area (AA) but has not moved in the main body.

**STANDARD:** The opposing forces (OPFOR) element attempts to disrupt quartering party operations and infiltrate the enemy's AA. 1. Locates the quartering party and the AA. 2. Surprises the main body. 3. Penetrates the AA with squad-size probes. 4. Inflicts personnel casualties and vehicle damage. 5. Disrupts the unit's preparations (prevents or delays beyond the unit's allotted time).

**TASK:** Disrupt Enemy Movement and Operations Using Persistent and Nonpersistent Chemical Weapons (5-OPFOR-0015)

**CONDITION:** The opposing forces (OPFOR) element has located the enemy. Priority intelligence requirements (PIR) and other intelligence requirements have been obtained by OPFOR patrols. The OPFOR units deliver chemical agents, by means of conventional artillery weapons or aircraft, along selected supply routes and key bases in the rear area.

**STANDARD:** The OPFOR element disrupts enemy movement and operations using persistent and nonpersistent chemical weapons. 1. Delivers chemical agents in low and densely wooded areas. 2. Delays the movement of enemy supplies and equipment to the forward areas. 3. Restricts the movement of the enemy units in the rear area. 4. Channels the movement of enemy units into predesignated ambush areas. 5. Contaminates enemy supplies and equipment. 6. Inflicts a high rate of casualties on enemy forces.

**TASK:** Disrupt Movement (5-OPFOR-0014)

**CONDITION:** The enemy is expected to move through the opposing forces (OPFOR) element's area of operations. The OPFOR element has received an operation order (OPORD) or fragmentary order (FRAGO) to disrupt enemy movement. The enemy has the capability to defend with direct fire and antiarmor weapons.

**STANDARD:** The OPFOR element delays enemy movement. 1. Delays the element. 2. Forces the element to deviate from its route. 3. Prevents the element from reaching its destination. 4. Surprises the element's main body.

**TASK:** Counter Passage of Lines (5-OPFOR-0012)

**CONDITION:** Enemy forces are in defensive positions, but they are expected to attempt passage-of-lines operations. The opposing forces (OPFOR) received orders to disrupt enemy passage-of-lines operations.

**STANDARD:** The OPFOR element delays or prevents enemy passage of lines. 1. Delays the passage. 2. Prevents the company from moving all personnel through the stationary unit. 3. Engages the main body of either the moving or the stationary unit.

**TASK:** Disrupt Assembly Area (AA) Activities (5-OPFOR-0013)

**CONDITION:** Intelligence reports indicate that platoon- and company-size enemy units are operating in the opposing forces (OPFOR) area of operations. Enemy units can defend from AAs with direct fire, antiarmor weapons, and indirect fire. The enemy has close air support (CAS) and nuclear, biological, and chemical (NBC) capabilities.

**STANDARD:** The OPFOR element locates and disrupts the enemy's AA activities. 1. Locates the element's AA. 2. Probes the AA with squad- or team-size elements. 3. Inflicts more than 5 percent casualties on the element. 4. Disrupts the element's preparations (prevents or delays beyond the element's allotted time).

**TASK:** Attack (5-OPFOR-0001)

**CONDITION:** The opposing forces (OPFOR) element has located the enemy. The priority intelligence requirements (PIR) and other intelligence requirements have been obtained by OPFOR patrols. The OPFOR element has automatic and antiarmor weapons and light mortars.

**STANDARD:** The OPFOR element attempts to seize the terrain, vehicles, or equipment. 1. Develops an attack plan. 2. Surprises the enemy unit's main body. 3. Initiates the attack using a scheme of maneuver that exploits the enemy's flanks, gaps, and weaknesses. 4. Uses covered and concealed routes to approach the enemy forces' flanks, gaps, or weakly held areas. 5. Employs indirect fire to support the attack. 6. Penetrates enemy defenses. 7. Destroys equipment and supplies. 8. Inflicts heavy casualties. 9. Isolates the combat service support (CSS) base by blocking reinforcements. 10. Forces enemy units to displace. 11. Avoids being fixed in one position. 12. Withdraws before the CSS base is reinforced with tactical combat forces.

**TASK:** Conduct Air Attacks (5-OPFOR-0002)

**CONDITION:** The opposing forces (OPFOR) element in the rear area has forwarded the positions of the enemy support sites or the locations of moving elements. The OPFOR aircraft have been dispatched to attack enemy installations or convoys.

**STANDARD:** The OPFOR element attempts to delay, disrupt, or damage the enemy targets by air. 1. Locates the target (support sites or convoys). 2. Makes attack runs on the designated targets. 3. Inflicts heavy damage to the selected target. 4. Sustains no loss of aircraft. 5. Delays moving the force for more than one hour.

**TASK:** Conduct Sniper Operations (5-OPFOR-0006)

**CONDITION:** The opposing forces (OPFOR) element has assigned snipers (regular or irregular elements) in the enemy's rear area along the main supply route (MSR) and near support sites.

**STANDARD:** The OPFOR element kills or wounds targets. 1. Sets up a well-concealed location. 2. Engages vehicle drivers or personnel on foot with short bursts of semiautomatic fire. 3. Kills or wounds selected targets. 4. Prevents the position from being discovered by enemy forces. 5. Evacuates the area without being spotted. 6. Reports all specified priority intelligence requirements (PIR) and other intelligence requirements to the OPFOR headquarters (HQ).



**ELEMENT:** Company Headquarters

**TASK:** Handle Enemy Prisoners of War (EPWs) (19-3-3106.05-T01A)  
(FM 3-19.40 (FM 19-40)) (AR 190-8)

**ITERATION:** 1 2 3 4 5 M (Circle)

**COMMANDER/LEADER ASSESSMENT:** T P U (Circle)

**CONDITIONS:** The enemy soldiers surrendered or were captured. Some iterations of this task should be performed in MOPP4.

**TASK STANDARDS:** The capturing element takes charge of and evacuates EPWs according to the unit's standing operating procedure (SOP) and the search, silence, segregate, speed, safeguard, and tag (5 Ss and T) method. The time required to perform this task is increased when conducting it in mission-oriented protection posture (MOPP) 4.

TASK STEPS AND PERFORMANCE MEASURES	GO	NO-GO
<ol style="list-style-type: none"> <li>1. The element searches EPWs.               <ol style="list-style-type: none"> <li>a. Removed weapons and documents that had intelligence value.</li> <li>b. Returned the personal items of no military intelligence value, such as protective clothing and equipment.</li> <li>c. Furnished receipts to the prisoners for their personal property taken.</li> </ol> </li> <li>2. The element segregates EPWs.               <ol style="list-style-type: none"> <li>a. Segregated EPWs by rank, sex, deserters, civilians, nationality, and ideology, when possible.</li> <li>b. Turned the wounded EPWs over to the medical personnel for evacuation through the medical channels.</li> </ol> </li> <li>3. The element silences EPWs.               <ol style="list-style-type: none"> <li>a. Prevented the EPW leaders from giving orders.</li> <li>b. Prevented EPWs from planning escape.</li> <li>c. Did not talk in front of EPWs except to issue orders and maintain discipline.</li> </ol> </li> <li>4. The element safeguards EPWs.               <ol style="list-style-type: none"> <li>a. Removed EPWs from the dangers of the battlefield.</li> <li>b. Did not allow anyone to abuse EPWs.</li> <li>c. Treated EPWs humanely.</li> </ol> </li> <li>5. The element tags EPWs with a Department of Defense (DD) Form 2745.               <ol style="list-style-type: none"> <li>a. Annotated the date and time of the capture, the capturing unit, the grid coordinates of the capture, and the circumstances of the capture.</li> <li>b. Attached Part A to EPWs.</li> <li>c. Retained Part B for the unit records.</li> <li>d. Attached Part C to the property.</li> </ol> </li> <li>6. The element speeds EPWs to the rear.               <ol style="list-style-type: none"> <li>a. Notified higher headquarters (HQ) that the company had EPWs.</li> <li>b. Removed EPWs rearward to the nearest military police (MP) collecting point.</li> <li>c. Exploited the intelligence information.</li> </ol> </li> </ol>		

TASK PERFORMANCE / EVALUATION SUMMARY BLOCK							
ITERATION	1	2	3	4	5	M	TOTAL
TOTAL TASK STEPS EVALUATED							
TOTAL TASK STEPS "GO"							
TRAINING STATUS "GO"/"NO-GO"							

"\*\*" indicates a leader task step.

**SUPPORTING INDIVIDUAL TASKS: NONE**

**SUPPORTING COLLECTIVE TASKS: NONE**

#### **OPFOR TASKS AND STANDARDS**

**TASK:** Surrender to the Capturing Unit on the Battlefield (5-OPFOR-0024)

**CONDITION:** The enemy has captured the opposing forces (OPFOR) element's soldiers, documents, and equipment sensitive to the OPFOR tactical operations.

**STANDARD:** The OPFOR soldiers retain or destroy documents and equipment. The OPFOR element surrenders documents and equipment of no tactical use to the enemy and attempts to conceal or destroy items of tactical value. The OPFOR element attempts escape and evasion. 1. Prevents the successful capture of documents and equipment. 2. Destroys documents and equipment. 3. Removes identifying markings from equipment. 4. Removes unit-identifying insignia. 5. Provides misleading information. 6. Plans an escape. 7. Delays movement to the nearest collection point. 8. Prevents safeguarding of enemy prisoners of war (EPWs) in order to cause embarrassment to the United States (US).

**TASK:** Disrupt a Route Reconnaissance (5-OPFOR-0021)

**CONDITION:** The enemy is conducting a route reconnaissance. The opposing forces (OPFOR) element is positioned along the enemy's route.

**STANDARD:** The OPFOR element attempts to disrupt a squad/section conducting a route reconnaissance. 1. Prevents the unit from meeting its specified time schedule. 2. Forces the unit to deviate from its specified route. 3. Prevents the unit from reaching its assigned destination. 4. Surprises the squad/section. 5. Inflicts casualties on the unit.

**TASK:** Conduct an Attack (5-OPFOR-0008)

**CONDITION:** The enemy is conducting tactical operations. The opposing forces (OPFOR) element receives orders to attack the enemy, the area of occupation, or the main supply route (MSR) with smoke.

**STANDARD:** The OPFOR element disrupts the enemy's movement and smoke operations. 1. Determines the delivery method of the smoke attack. 2. Locates the target. 3. Delivers the smoke attack downwind. 4. Attacks the enemy with smoke, and surge attacks when the enemy responds to the smoke.

**TASK:** Conduct a Raid (5-OPFOR-0004)

**CONDITION:** The opposing forces (OPFOR) element has occupied an objective rally point and has orders to conduct a raid on a combat service support (CSS) base.

**STANDARD:** The OPFOR element infiltrates the enemy's base and destroys all of the targets. 1. Surprises the enemy forces. 2. Assaults the support base and accomplishes the assigned tasks. 3. Destroys the specified equipment and supplies. 4. Avoids being decisively engaged. 5. Withdraws all personnel from the objective areas within the time prescribed. 6. Obtains all priority intelligence requirements (PIR) from the raid site. 7. Sustains only light casualties from enemy fire.

**TASK:** Conduct an Aerial Reconnaissance (5-OPFOR-0010)

**CONDITION:** The opposing forces (OPFOR) headquarters (HQ) element requires intelligence on the locations and identification of enemy elements. An aircraft is dispatched to take photographs and make a visual inspection of the enemy rear area.

**STANDARD:** The OPFOR element gathers photograph intelligence of the enemy. 1. Photographs the assigned sectors. 2. Makes quick visual checks where the ceiling is low. 3. Locates enemy positions in the area, particularly support and storage bases, and command and control (C2) facilities. 4. Sustains no loss of aircraft. 5. Reports priority intelligence requirements (PIR) and other information requirements to the OPFOR HQ.

**TASK:** Defeat Obstacles (5-OPFOR-0009)

**CONDITION:** The opposing forces (OPFOR) element encounters an obstacle that blocks the avenue of approach as it advances upon the enemy forces.

**STANDARD:** The OPFOR element bypasses or breaches the enemy obstacle. 1. Detects the obstacle before halting its main body. 2. Defeats the obstacle. a. Bypasses the obstacle without entering the engagement areas. b. Breaches the obstacle within 45 minutes and passes its entire force through the obstacle. 3. Does not incur degradation to the point that the mission must be discontinued.

**TASK:** Disrupt Construction of Vehicle Fighting Positions (5-OPFOR-0020)

**CONDITION:** The opposing forces (OPFOR) element has located the enemy. The priority intelligence requirements (PIR) and other intelligence obtained by OPFOR patrols indicate the enemy is constructing vehicle fighting positions within its defensive area. The OPFOR element has automatic and antiarmor weapons and light mortars.

**STANDARD:** The OPFOR element attempts to disrupt the enemy's efforts to establish vehicle fighting positions. 1. Locates the defensive area. 2. Surprises the main body. 3. Penetrates the defensive area with squad-size probes. 4. Inflicts casualties on the unit. 5. Destroys vehicles. 6. Disrupts the unit's preparations (prevents or delays beyond the unit's allotted time).

**TASK:** Disrupt an Engineer Reconnaissance (5-OPFOR-0022)

**CONDITION:** The enemy is conducting an engineer reconnaissance. The opposing forces (OPFOR) element is positioned along the enemy's route.

**STANDARD:** The OPFOR element disrupts an engineer reconnaissance. 1. Prevents the unit from meeting its specified time schedule. 2. Forces the unit to deviate from its specified route. 3. Prevents the unit from accomplishing its assigned engineer reconnaissance. 4. Surprises the unit conducting the reconnaissance.

**TASK:** Defend a Minefield (5-OPFOR-0023)

**CONDITION:** The enemy is conducting a minefield sweeping operation. The opposing forces (OPFOR) element has a minefield placed in the enemy's path. The minefield is under constant observation and fire.

**STANDARD:** The OPFOR element defends a minefield against an enemy element conducting a minefield sweeping operation. 1. Prevents the unit from detecting the obstacle. 2. Disrupts the minefield sweeping operation. 3. Prevents the unit from conducting the minefield sweeping operation, prevents the unit from moving all personnel through the breach or delays the completion of the minefield sweeping operation for more than 45 minutes.

**TASK:** Conduct Terrorist and Saboteur Attacks (5-OPFOR-0005)

**CONDITION:** The opposing forces (OPFOR) element dispatches small teams into the enemy's rear area to disrupt combat service support (CSS) operations.

**STANDARD:** The enemy sustains disrupted command and control (C2), destroyed equipment and supplies, and light casualties. 1. Locates rear support bases and C2 facilities. 2. Delays and disrupts CSS operations through probes. 3. Infiltrates CSS bases to conduct sabotage and terrorist activities. 4. Inflicts light casualties. 5. Destroys supplies and equipment.

**TASK:** Conduct Sniper Operations (5-OPFOR-0006)

**CONDITION:** The opposing forces (OPFOR) element has assigned snipers (regular or irregular elements) in the enemy's rear area along the main supply route (MSR) and near support sites.

**STANDARD:** The OPFOR element kills or wounds targets. 1. Sets up a well-concealed location. 2. Engages vehicle drivers or personnel on foot with short bursts of semiautomatic fire. 3. Kills or wounds selected targets. 4. Prevents the position from being discovered by enemy forces. 5. Evacuates the area without being spotted. 6. Reports all specified priority intelligence requirements (PIR) and other intelligence requirements to the OPFOR headquarters (HQ).

**TASK:** Maintain Contact (5-OPFOR-0003)

**CONDITION:** The opposing forces (OPFOR) element is engaged with enemy base defense forces. The enemy forces are withdrawing under pressure.

**STANDARD:** The OPFOR element maintains enemy contact while the enemy withdraws. 1. Engages the enemy forces decisively. 2. Advances the OPFOR as the enemy forces withdraw. 3. Inflicts heavy casualties. 4. Captures the members of the enemy force. 5. Captures documents and equipment. 6. Safeguards captured documents, equipment, and personnel.

**TASK:** Conduct an Ambush (5-OPFOR-0007)

**CONDITION:** The enemy is moving in a convoy. The opposing forces (OPFOR) element is positioned along the enemy's route.

**STANDARD:** The OPFOR element inflicts casualties on the enemy and causes vehicle and equipment damage. 1. Prepares an ambush site before the element arrives. 2. Surprises march element forces. 3. Inflicts heavy casualties within the designated kill zone. 4. Inflicts heavy damage to vehicles and equipment within the designated kill zone. 5. Delays the march element from reaching a specified destination for a specified period of time. 6. Withdraws on order. 7. Sustains no casualties. 8. Reports actions to superiors.

**TASK:** Disrupt a Net Control Station (NCS) (5-OPFOR-0019)

**CONDITION:** The enemy has established a NCS. The opposing forces (OPFOR) element has radio and jamming equipment.

**STANDARD:** The OPFOR element attempts to disrupt an NCS. 1. Attempts to locate the radio frequency that the unit is operating on. 2. Attempts to enter the radio net. 3. Attempts to issue "bogus" orders to a unit on the net. 4. Jams the radio frequency and forces the unit to go to an alternate frequency.

**TASK:** Disrupt Defensive Preparations (5-OPFOR-0018)

**CONDITION:** The opposing forces (OPFOR) element has located the enemy. Priority intelligence requirements (PIR) and other intelligence requirements obtained by OPFOR patrols indicate that the enemy elements are establishing defensive positions. The OPFOR element has automatic and antiarmor weapons and light mortars.

**STANDARD:** The OPFOR element disrupts and delays the enemy's defensive preparations. 1. Locates and penetrates the enemy's security system. 2. Forces the enemy to delay defensive preparations. 3. Disrupts the enemy's obstacle preparations.

**TASK:** Disrupt Enemy Movement and Operations Using Tactical Nuclear Weapons (5-OPFOR-0016)

**CONDITION:** The opposing forces (OPFOR) element has located the enemy. Priority intelligence requirements (PIR) and other intelligence requirements have been obtained by OPFOR patrols. Tactical nuclear weapons are employed against key locations in the rear area.

**STANDARD:** The OPFOR element disrupts enemy movement and operations. 1. Disrupts or delays the movement of the enemy's equipment and supplies to the forward areas. 2. Destroys enemy equipment and supplies. 3. Inflicts a high rate of nuclear casualties among the enemy forces. 4. Denies the enemy the use of specified areas. 5. Contaminates the enemy's equipment and supplies.

**TASK:** Disrupt Quartermaster Operations (5-OPFOR-0017)

**CONDITION:** The enemy is conducting quartermaster operations. It has established an assembly area (AA) but has not moved in the main body.

**STANDARD:** The opposing forces (OPFOR) element attempts to disrupt quartermaster operations and infiltrate the enemy's AA. 1. Locates the quartermaster party and the AA. 2. Surprises the main body. 3. Penetrates the AA with squad-size probes. 4. Inflicts personnel casualties and vehicle damage. 5. Disrupts the unit's preparations (prevents or delays beyond the unit's allotted time).

**TASK:** Disrupt Enemy Movement and Operations Using Persistent and Nonpersistent Chemical Weapons (5-OPFOR-0015)

**CONDITION:** The opposing forces (OPFOR) element has located the enemy. Priority intelligence requirements (PIR) and other intelligence requirements have been obtained by OPFOR patrols. The OPFOR units deliver chemical agents, by means of conventional artillery weapons or aircraft, along selected supply routes and key bases in the rear area.

**STANDARD:** The OPFOR element disrupts enemy movement and operations using persistent and nonpersistent chemical weapons. 1. Delivers chemical agents in low and densely wooded areas. 2. Delays the movement of enemy supplies and equipment to the forward areas. 3. Restricts the movement of the enemy units in the rear area. 4. Channels the movement of enemy units into predesignated ambush areas. 5. Contaminates enemy supplies and equipment. 6. Inflicts a high rate of casualties on enemy forces.

**TASK:** Disrupt Movement (5-OPFOR-0014)

**CONDITION:** The enemy is expected to move through the opposing forces (OPFOR) element's area of operations. The OPFOR element has received an operation order (OPORD) or fragmentary order (FRAGO) to disrupt enemy movement. The enemy has the capability to defend with direct fire and antiarmor weapons.

**STANDARD:** The OPFOR element delays enemy movement. 1. Delays the element. 2. Forces the element to deviate from its route. 3. Prevents the element from reaching its destination. 4. Surprises the element's main body.

**TASK:** Counter Passage of Lines (5-OPFOR-0012)

**CONDITION:** Enemy forces are in defensive positions, but they are expected to attempt passage-of-lines operations. The opposing forces (OPFOR) received orders to disrupt enemy passage-of-lines operations.

**STANDARD:** The OPFOR element delays or prevents enemy passage of lines. 1. Delays the passage. 2. Prevents the company from moving all personnel through the stationary unit. 3. Engages the main body of either the moving or the stationary unit.

**TASK:** Disrupt Assembly Area (AA) Activities (5-OPFOR-0013)

**CONDITION:** Intelligence reports indicate that platoon- and company-size enemy units are operating in the opposing forces (OPFOR) area of operations. Enemy units can defend from AAs with direct fire, antiarmor weapons, and indirect fire. The enemy has close air support (CAS) and nuclear, biological, and chemical (NBC) capabilities.

**STANDARD:** The OPFOR element locates and disrupts the enemy's AA activities. 1. Locates the element's AA. 2. Probes the AA with squad- or team-size elements. 3. Inflicts more than 5 percent casualties on the element. 4. Disrupts the element's preparations (prevents or delays beyond the element's allotted time).

**TASK:** Attack (5-OPFOR-0001)

**CONDITION:** The opposing forces (OPFOR) element has located the enemy. The priority intelligence requirements (PIR) and other intelligence requirements have been obtained by OPFOR patrols. The OPFOR element has automatic and antiarmor weapons and light mortars.

**STANDARD:** The OPFOR element attempts to seize the terrain, vehicles, or equipment. 1. Develops an attack plan. 2. Surprises the enemy unit's main body. 3. Initiates the attack using a scheme of maneuver that exploits the enemy's flanks, gaps, and weaknesses. 4. Uses covered and concealed routes to approach the enemy forces' flanks, gaps, or weakly held areas. 5. Employs indirect fire to support the attack. 6. Penetrates enemy defenses. 7. Destroys equipment and supplies. 8. Inflicts heavy casualties. 9. Isolates the combat service support (CSS) base by blocking reinforcements. 10. Forces enemy units to displace. 11. Avoids being fixed in one position. 12. Withdraws before the CSS base is reinforced with tactical combat forces.

**TASK:** Conduct Air Attacks (5-OPFOR-0002)

**CONDITION:** The opposing forces (OPFOR) element in the rear area has forwarded the positions of the enemy support sites or the locations of moving elements. The OPFOR aircraft have been dispatched to attack enemy installations or convoys.

**STANDARD:** The OPFOR element attempts to delay, disrupt, or damage the enemy targets by air. 1. Locates the target (support sites or convoys). 2. Makes attack runs on the designated targets. 3. Inflicts heavy damage to the selected target. 4. Sustains no loss of aircraft. 5. Delays moving the force for more than one hour.

**ELEMENT:** Company Headquarters

**TASK:** Conduct Unit-Level Maintenance Operations (43-2-0001.05-T01A)

(FM 4-30.3)

(AR 220-1)

(AR 385-40)

(AR 700-138)

(AR 750-1)

(DA PAM 738-750)

(FM 9-43-2)

**ITERATION:** 1 2 3 4 5 M (Circle)

**COMMANDER/LEADER ASSESSMENT:** T P U (Circle)

**CONDITIONS:** The element maintenance personnel receive requests to repair the inoperative organic equipment. The element maintenance area is established. The required tools, equipment, and personnel are available. Operators are performing preventive-maintenance checks and services (PMCS) on the equipment. Recovery operations with injured operators on board may be required. The element's tactical standing operating procedure (TACSOP) is available. Element maintenance is a continuous task and is performed simultaneously with other internal support and operational tasks. Digital elements have performed functionality checks, and systems are operational. Some iterations of this task should be performed in MOPP4.

**TASK STANDARDS:** The element's vehicles and equipment are maintained according to the appropriate technical manuals (TMs) and the commander's guidance. Digital elements send and receive reports using frequency-modulated (FM) or digital means. The time required to perform this task is increased when conducting it in mission-oriented protection posture (MOPP) 4.

TASK STEPS AND PERFORMANCE MEASURES	GO	NO-GO
<p>* 1. The element commander directs the element's maintenance program.</p> <ul style="list-style-type: none"> <li>a. Supervised the implementation of the unit's maintenance program for compliance with the commander's guidance and the TACSOP.</li> <li>b. Identified the company operational levels by reviewing the vehicle and equipment status reports.</li> <li>c. Approved the use of controlled exchanges when the required repair parts were not available.</li> <li>d. Approved repairs using the battle damage assessment and repair (BDAR) procedures when the established repair procedures could not be used.</li> <li>e. Checked the material condition status report (MCSR) for accuracy and completeness.</li> <li>f. Identified the current or anticipated maintenance problems to minimize their impact on the element's readiness.</li> <li>g. Coordinated the resolution of maintenance problems with the battalion maintenance officer (BMO).</li> <li>h. Forwarded the MCSR to the BMO.</li> <li>i. Conducted periodic inspections of personnel and equipment to ensure that the safety program was enforced.</li> </ul> <p>* 2. Section leaders supervise operator maintenance.</p> <ul style="list-style-type: none"> <li>a. Monitored PMCS performance for compliance with the appropriate TMs and the commander's guidance.</li> <li>b. Inspected personnel and equipment to ensure compliance with the safety program.</li> <li>c. Coordinated maintenance assistance with the motor sergeant.</li> <li>d. Monitored the supply of the repair parts for the platoon's equipment to ensure that the repair parts were on order.</li> <li>e. Requested approval for the BDAR through the motor sergeant.</li> <li>f. Maintained the maintenance status of vehicles, weapons, and equipment.</li> </ul>		

TASK STEPS AND PERFORMANCE MEASURES	GO	NO-GO
<p>g. Provided input for the MCSR to the commander.</p> <p>3. Company personnel perform operator maintenance.</p> <ol style="list-style-type: none"> <li>Performed PMCS according to the appropriate TMs.</li> <li>Notified the supervisor of any maintenance problems beyond the operator's capability.</li> <li>Requested approval for the BDAR through the platoon leader when the established repair procedures could not be used.</li> <li>Performed the BDAR according to the appropriate BDAR manual.</li> <li>Assisted the unit's maintenance personnel with the repairs and services.</li> </ol> <p>* 4. The motor sergeant supervises the unit's maintenance personnel.</p> <ol style="list-style-type: none"> <li>Organized the element's maintenance personnel to perform element-maintenance activities.</li> <li>Supervised The Army Maintenance Management System (TAMMS) and the prescribed load list (PLL) procedures for completeness and accuracy.</li> <li>Supervised the repair and inspection procedures to ensure that they were done safely and according to the appropriate references.</li> <li>Requested approval for the BDAR from the commander when the established repair procedures could not be used.</li> <li>Supervised the BDAR procedures to ensure that they were done according to the appropriate BDAR manuals.</li> <li>Requested approval for controlled exchanges from the commander when the required repair parts were not available.</li> <li>Supervised the use of controlled exchanges for compliance with the commander's guidance.</li> <li>Notified the platoon or section leaders upon completion of the repairs.</li> <li>Supervised the recovery operations to ensure that the correct recovery and safety procedures were used.</li> <li>Supervised the Army Oil Analysis Program (AOAP) procedures to ensure that the testing of oil samples was done at the required intervals.</li> <li>Coordinated the maintenance status with the platoon leader.</li> <li>Provided the unit's maintenance status to the commander.</li> </ol> <p>5. Unit maintenance personnel repair organic equipment.</p> <ol style="list-style-type: none"> <li>Diagnosed faults on the inoperative equipment.</li> <li>Requested the required repair parts from the PLL clerk.</li> <li>Repaired the equipment according to applicable TMs.</li> <li>Requested approval for the BDAR through the motor sergeant when the established repair parts were not available.</li> <li>Performed the BDAR according to the appropriate BDAR manual.</li> <li>Requested approval for controlled exchanges through the motor sergeant when the required repair parts were not available.</li> <li>Performed controlled exchanges.</li> <li>Performed a final inspection to ensure quality control of repairs.</li> <li>Employed safety procedures to minimize accidents.</li> </ol> <p>6. Unit maintenance personnel conduct transactions with support maintenance.</p> <ol style="list-style-type: none"> <li>Identified the category of the repair as direct support or higher.</li> <li>Corrected unit-level deficiencies.</li> <li>Prepared the required documentation for submission to support maintenance.</li> <li>Evacuated the equipment to support maintenance.</li> <li>Verified the completion of repairs.</li> <li>Picked up the equipment upon the completion of repairs.</li> </ol>		



TASK STEPS AND PERFORMANCE MEASURES	GO	NO-GO
<p>7. Unit maintenance personnel perform administrative-support functions.</p> <ul style="list-style-type: none"> <li>a. Maintained the PLL.</li> <li>b. Requested repair parts for the element's equipment.</li> <li>c. Turned in unserviceable, repairable items.</li> <li>d. Maintained technical publications on all organic equipment.</li> </ul> <p>8. Unit maintenance personnel recover disabled vehicles.</p> <ul style="list-style-type: none"> <li>a. Verified the location of the disabled vehicle.</li> <li>b. Identified the best route to the vehicle, given the tactical situation.</li> <li>c. Coordinated the indirect-fire support along the route with the Intelligence Officer (US Army) (S2) and the Operations and Training Officer (US Army) (S3).</li> <li>d. Maintained security while en route to the recovery site.</li> <li>e. Established local security at the recovery site.</li> <li>f. Removed casualties from vehicles.</li> <li>g. Treated casualties.</li> <li>h. Requested medical assistance, if required.</li> <li>i. Evacuated casualties, if required.</li> <li>j. Performed a battle damage assessment to determine if repairs were required.</li> <li>k. Performed repairs and the BDAR on site, if possible.</li> <li>l. Recovered nonrepairable equipment back to the unit's maintenance area according to the established recovery procedures.</li> <li>m. Requested the disposition of unrecoverable equipment from the commander.</li> <li>n. Conducted salvage operations to remove all usable equipment.</li> <li>o. Prepared vehicles for destruction according to the TACSOP.</li> </ul>		

TASK PERFORMANCE / EVALUATION SUMMARY BLOCK							
ITERATION	1	2	3	4	5	M	TOTAL
TOTAL TASK STEPS EVALUATED							
TOTAL TASK STEPS "GO"							
TRAINING STATUS "GO"/"NO-GO"							

"\*" indicates a leader task step.

**SUPPORTING INDIVIDUAL TASKS: NONE**

**SUPPORTING COLLECTIVE TASKS: NONE**

#### OPFOR TASKS AND STANDARDS

**TASK:** Disrupt a Route Reconnaissance (5-OPFOR-0021)

**CONDITION:** The enemy is conducting a route reconnaissance. The opposing forces (OPFOR) element is positioned along the enemy's route.

**STANDARD:** The OPFOR element attempts to disrupt a squad/section conducting a route reconnaissance. 1. Prevents the unit from meeting its specified time schedule. 2. Forces the unit to deviate from its specified route. 3. Prevents the unit from reaching its assigned destination. 4. Surprises the squad/section. 5. Inflicts casualties on the unit.

**TASK:** Conduct an Attack (5-OPFOR-0008)

**CONDITION:** The enemy is conducting tactical operations. The opposing forces (OPFOR) element receives orders to attack the enemy, the area of occupation, or the main supply route (MSR) with smoke.

**STANDARD:** The OPFOR element disrupts the enemy's movement and smoke operations. 1. Determines the delivery method of the smoke attack. 2. Locates the target. 3. Delivers the smoke attack downwind. 4. Attacks the enemy with smoke, and surge attacks when the enemy responds to the smoke.

**TASK:** Conduct a Raid (5-OPFOR-0004)

**CONDITION:** The opposing forces (OPFOR) element has occupied an objective rally point and has orders to conduct a raid on a combat service support (CSS) base.

**STANDARD:** The OPFOR element infiltrates the enemy's base and destroys all of the targets. 1. Surprises the enemy forces. 2. Assaults the support base and accomplishes the assigned tasks. 3. Destroys the specified equipment and supplies. 4. Avoids being decisively engaged. 5. Withdraws all personnel from the objective areas within the time prescribed. 6. Obtains all priority intelligence requirements (PIR) from the raid site. 7. Sustains only light casualties from enemy fire.

**TASK:** Conduct an Aerial Reconnaissance (5-OPFOR-0010)

**CONDITION:** The opposing forces (OPFOR) headquarters (HQ) element requires intelligence on the locations and identification of enemy elements. An aircraft is dispatched to take photographs and make a visual inspection of the enemy rear area.

**STANDARD:** The OPFOR element gathers photograph intelligence of the enemy. 1. Photographs the assigned sectors. 2. Makes quick visual checks where the ceiling is low. 3. Locates enemy positions in the area, particularly support and storage bases, and command and control (C2) facilities. 4. Sustains no loss of aircraft. 5. Reports priority intelligence requirements (PIR) and other information requirements to the OPFOR HQ.

**TASK:** Defeat Obstacles (5-OPFOR-0009)

**CONDITION:** The opposing forces (OPFOR) element encounters an obstacle that blocks the avenue of approach as it advances upon the enemy forces.

**STANDARD:** The OPFOR element bypasses or breaches the enemy obstacle. 1. Detects the obstacle before halting its main body. 2. Defeats the obstacle. a. Bypasses the obstacle without entering the engagement areas. b. Breaches the obstacle within 45 minutes and passes its entire force through the obstacle. 3. Does not incur degradation to the point that the mission must be discontinued.

**TASK:** Disrupt Construction of Vehicle Fighting Positions (5-OPFOR-0020)

**CONDITION:** The opposing forces (OPFOR) element has located the enemy. The priority intelligence requirements (PIR) and other intelligence obtained by OPFOR patrols indicate the enemy is constructing vehicle fighting positions within its defensive area. The OPFOR element has automatic and antiarmor weapons and light mortars.

**STANDARD:** The OPFOR element attempts to disrupt the enemy's efforts to establish vehicle fighting positions. 1. Locates the defensive area. 2. Surprises the main body. 3. Penetrates the defensive area with squad-size probes. 4. Inflicts casualties on the unit. 5. Destroys vehicles. 6. Disrupts the unit's preparations (prevents or delays beyond the unit's allotted time).

**TASK:** Disrupt an Engineer Reconnaissance (5-OPFOR-0022)

**CONDITION:** The enemy is conducting an engineer reconnaissance. The opposing forces (OPFOR) element is positioned along the enemy's route.

**STANDARD:** The OPFOR element disrupts an engineer reconnaissance. 1. Prevents the unit from meeting its specified time schedule. 2. Forces the unit to deviate from its specified route. 3. Prevents the unit from accomplishing its assigned engineer reconnaissance. 4. Surprises the unit conducting the reconnaissance.

**TASK:** Defend a Minefield (5-OPFOR-0023)

**CONDITION:** The enemy is conducting a minefield sweeping operation. The opposing forces (OPFOR) element has a minefield placed in the enemy's path. The minefield is under constant observation and fire.

**STANDARD:** The OPFOR element defends a minefield against an enemy element conducting a minefield sweeping operation. 1. Prevents the unit from detecting the obstacle. 2. Disrupts the minefield sweeping operation. 3. Prevents the unit from conducting the minefield sweeping operation, prevents the unit from moving all personnel through the breach or delays the completion of the minefield sweeping operation for more than 45 minutes.

**TASK:** Conduct Terrorist and Saboteur Attacks (5-OPFOR-0005)

**CONDITION:** The opposing forces (OPFOR) element dispatches small teams into the enemy's rear area to disrupt combat service support (CSS) operations.

**STANDARD:** The enemy sustains disrupted command and control (C2), destroyed equipment and supplies, and light casualties. 1. Locates rear support bases and C2 facilities. 2. Delays and disrupts CSS operations through probes. 3. Infiltrates CSS bases to conduct sabotage and terrorist activities. 4. Inflicts light casualties. 5. Destroys supplies and equipment.

**TASK:** Conduct Sniper Operations (5-OPFOR-0006)

**CONDITION:** The opposing forces (OPFOR) element has assigned snipers (regular or irregular elements) in the enemy's rear area along the main supply route (MSR) and near support sites.

**STANDARD:** The OPFOR element kills or wounds targets. 1. Sets up a well-concealed location. 2. Engages vehicle drivers or personnel on foot with short bursts of semiautomatic fire. 3. Kills or wounds selected targets. 4. Prevents the position from being discovered by enemy forces. 5. Evacuates the area without being spotted. 6. Reports all specified priority intelligence requirements (PIR) and other intelligence requirements to the OPFOR headquarters (HQ).

**TASK:** Maintain Contact (5-OPFOR-0003)

**CONDITION:** The opposing forces (OPFOR) element is engaged with enemy base defense forces. The enemy forces are withdrawing under pressure.

**STANDARD:** The OPFOR element maintains enemy contact while the enemy withdraws. 1. Engages the enemy forces decisively. 2. Advances the OPFOR as the enemy forces withdraw. 3. Inflicts heavy casualties. 4. Captures the members of the enemy force. 5. Captures documents and equipment. 6. Safeguards captured documents, equipment, and personnel.

**TASK:** Conduct an Ambush (5-OPFOR-0007)

**CONDITION:** The enemy is moving in a convoy. The opposing forces (OPFOR) element is positioned along the enemy's route.

**STANDARD:** The OPFOR element inflicts casualties on the enemy and causes vehicle and equipment damage. 1. Prepares an ambush site before the element arrives. 2. Surprises march element forces. 3. Inflicts heavy casualties within the designated kill zone. 4. Inflicts heavy damage to vehicles and equipment within the designated kill zone. 5. Delays the march element from reaching a specified destination for a specified period of time. 6. Withdraws on order. 7. Sustains no casualties. 8. Reports actions to superiors.

**TASK:** Surrender to the Capturing Unit on the Battlefield (5-OPFOR-0024)

**CONDITION:** The enemy has captured the opposing forces (OPFOR) element's soldiers, documents, and equipment sensitive to the OPFOR tactical operations.

**STANDARD:** The OPFOR soldiers retain or destroy documents and equipment. The OPFOR element surrenders documents and equipment of no tactical use to the enemy and attempts to conceal or destroy items of tactical value. The OPFOR element attempts escape and evasion. 1. Prevents the successful capture of documents and equipment. 2. Destroys documents and equipment. 3. Removes identifying markings from equipment. 4. Removes unit-identifying insignia. 5. Provides misleading information. 6. Plans an escape. 7. Delays movement to the nearest collection point. 8. Prevents safeguarding of enemy prisoners of war (EPWs) in order to cause embarrassment to the United States (US).

**TASK:** Disrupt a Net Control Station (NCS) (5-OPFOR-0019)

**CONDITION:** The enemy has established a NCS. The opposing forces (OPFOR) element has radio and jamming equipment.

**STANDARD:** The OPFOR element attempts to disrupt an NCS. 1. Attempts to locate the radio frequency that the unit is operating on. 2. Attempts to enter the radio net. 3. Attempts to issue "bogus" orders to a unit on the net. 4. Jams the radio frequency and forces the unit to go to an alternate frequency.

**TASK:** Disrupt Defensive Preparations (5-OPFOR-0018)

**CONDITION:** The opposing forces (OPFOR) element has located the enemy. Priority intelligence requirements (PIR) and other intelligence requirements obtained by OPFOR patrols indicate that the enemy elements are establishing defensive positions. The OPFOR element has automatic and antiarmor weapons and light mortars.

**STANDARD:** The OPFOR element disrupts and delays the enemy's defensive preparations. 1. Locates and penetrates the enemy's security system. 2. Forces the enemy to delay defensive preparations. 3. Disrupts the enemy's obstacle preparations.

**TASK:** Disrupt Enemy Movement and Operations Using Tactical Nuclear Weapons (5-OPFOR-0016)

**CONDITION:** The opposing forces (OPFOR) element has located the enemy. Priority intelligence requirements (PIR) and other intelligence requirements have been obtained by OPFOR patrols. Tactical nuclear weapons are employed against key locations in the rear area.

**STANDARD:** The OPFOR element disrupts enemy movement and operations. 1. Disrupts or delays the movement of the enemy's equipment and supplies to the forward areas. 2. Destroys enemy equipment and supplies. 3. Inflicts a high rate of nuclear casualties among the enemy forces. 4. Denies the enemy the use of specified areas. 5. Contaminates the enemy's equipment and supplies.

**TASK:** Disrupt Quartering Party Operations (5-OPFOR-0017)

**CONDITION:** The enemy is conducting quartering party operations. It has established an assembly area (AA) but has not moved in the main body.

**STANDARD:** The opposing forces (OPFOR) element attempts to disrupt quartering party operations and infiltrate the enemy's AA. 1. Locates the quartering party and the AA. 2. Surprises the main body. 3. Penetrates the AA with squad-size probes. 4. Inflicts personnel casualties and vehicle damage. 5. Disrupts the unit's preparations (prevents or delays beyond the unit's allotted time).

**TASK:** Disrupt Enemy Movement and Operations Using Persistent and Nonpersistent Chemical Weapons (5-OPFOR-0015)

**CONDITION:** The opposing forces (OPFOR) element has located the enemy. Priority intelligence requirements (PIR) and other intelligence requirements have been obtained by OPFOR patrols. The OPFOR units deliver chemical agents, by means of conventional artillery weapons or aircraft, along selected supply routes and key bases in the rear area.

**STANDARD:** The OPFOR element disrupts enemy movement and operations using persistent and nonpersistent chemical weapons. 1. Delivers chemical agents in low and densely wooded areas. 2. Delays the movement of enemy supplies and equipment to the forward areas. 3. Restricts the movement of the enemy units in the rear area. 4. Channels the movement of enemy units into predesignated ambush areas. 5. Contaminates enemy supplies and equipment. 6. Inflicts a high rate of casualties on enemy forces.

**TASK:** Disrupt Movement (5-OPFOR-0014)

**CONDITION:** The enemy is expected to move through the opposing forces (OPFOR) element's area of operations. The OPFOR element has received an operation order (OPORD) or fragmentary order (FRAGO) to disrupt enemy movement. The enemy has the capability to defend with direct fire and antiarmor weapons.

**STANDARD:** The OPFOR element delays enemy movement. 1. Delays the element. 2. Forces the element to deviate from its route. 3. Prevents the element from reaching its destination. 4. Surprises the element's main body.

**TASK:** Counter Passage of Lines (5-OPFOR-0012)

**CONDITION:** Enemy forces are in defensive positions, but they are expected to attempt passage-of-lines operations. The opposing forces (OPFOR) received orders to disrupt enemy passage-of-lines operations.

**STANDARD:** The OPFOR element delays or prevents enemy passage of lines. 1. Delays the passage. 2. Prevents the company from moving all personnel through the stationary unit. 3. Engages the main body of either the moving or the stationary unit.

**TASK:** Disrupt Assembly Area (AA) Activities (5-OPFOR-0013)

**CONDITION:** Intelligence reports indicate that platoon- and company-size enemy units are operating in the opposing forces (OPFOR) area of operations. Enemy units can defend from AAs with direct fire, antiarmor weapons, and indirect fire. The enemy has close air support (CAS) and nuclear, biological, and chemical (NBC) capabilities.

**STANDARD:** The OPFOR element locates and disrupts the enemy's AA activities. 1. Locates the element's AA. 2. Probes the AA with squad- or team-size elements. 3. Inflicts more than 5 percent casualties on the element. 4. Disrupts the element's preparations (prevents or delays beyond the element's allotted time).

**TASK:** Attack (5-OPFOR-0001)

**CONDITION:** The opposing forces (OPFOR) element has located the enemy. The priority intelligence requirements (PIR) and other intelligence requirements have been obtained by OPFOR patrols. The OPFOR element has automatic and antiarmor weapons and light mortars.

**STANDARD:** The OPFOR element attempts to seize the terrain, vehicles, or equipment. 1. Develops an attack plan. 2. Surprises the enemy unit's main body. 3. Initiates the attack using a scheme of maneuver that exploits the enemy's flanks, gaps, and weaknesses. 4. Uses covered and concealed routes to approach the enemy forces' flanks, gaps, or weakly held areas. 5. Employs indirect fire to support the attack. 6. Penetrates enemy defenses. 7. Destroys equipment and supplies. 8. Inflicts heavy casualties. 9. Isolates the combat service support (CSS) base by blocking reinforcements. 10. Forces enemy units to displace. 11. Avoids being fixed in one position. 12. Withdraws before the CSS base is reinforced with tactical combat forces.

**TASK:** Conduct Air Attacks (5-OPFOR-0002)

**CONDITION:** The opposing forces (OPFOR) element in the rear area has forwarded the positions of the enemy support sites or the locations of moving elements. The OPFOR aircraft have been dispatched to attack enemy installations or convoys.

**STANDARD:** The OPFOR element attempts to delay, disrupt, or damage the enemy targets by air. 1. Locates the target (support sites or convoys). 2. Makes attack runs on the designated targets. 3. Inflicts heavy damage to the selected target. 4. Sustains no loss of aircraft. 5. Delays moving the force for more than one hour.

**ELEMENTS:** Company Headquarters  
 Three Combat Mobility Platoons  
 Nine Combat Engineer Squads  
 Mobility Support Platoon  
 Three Mobility Sections

**TASK:** Conduct Report Procedures (05-2-1218)  
 (FM 24-1) (FM 24-18) (FM 24-19)  
 (FM 24-33) (FM 24-35) (FM 24-35-1)  
 (FM 3-100) (FM 3-11) (FM 34-45)  
 (FM 7-7)

**ITERATION:** 1 2 3 4 5 M (Circle)

**COMMANDER/LEADER ASSESSMENT:** T P U (Circle)

**CONDITIONS:** An element is conducting combat operations. Digital units have performed functionality checks, and systems are operational. Some iterations of this task should be performed in MOPP4.

**TASK STANDARDS:** The element submits reports, such as operational occurrence reports, spot reports (SPOTREPs), and shelling reports (SHELREPs) to higher headquarters (HQ) in a timely manner. Digital units send and receive reports using frequency-modulated (FM) or digital means. Reports should be in the correct format, as shown in this task, the appropriate field manual (FM), or the unit's standing operating procedure (SOP). The time required to perform this task is increased when conducting it in mission-oriented protection posture (MOPP) 4.

TASK STEPS AND PERFORMANCE MEASURES	GO	NO-GO
<p>* 1. Leaders submit the SPOTREP to higher HQ as required by the unit's SOP or the situation.</p> <p>NOTE: Digital units send reports through alert messaging using the Army Battle Command System (ABCS) according to the unit's tactical standing operating procedure (TACSOP).</p> <ul style="list-style-type: none"> <li>a. Ensured that the SPOTREP included the size, activity, location, unit, time, and equipment (SALUTE).</li> <li>b. Dispatched the SPOTREP by the fastest means available; in a tactical situation, dispatched the SPOTREP within 5 minutes of receipt of the information. When necessary, the leaders submitted a partial report within the time constraints and updated it as additional information became available.</li> </ul> <p>* 2. Leaders submit the SHELREP, the mortar bombing report (MORTREP), and the bombing report (BOMREP) to the next higher HQ.</p> <p>NOTE: The reports should include the following: The originating unit; the observer position; the direction; the time that the shelling began; the time that the shelling ended; the area that was bombed, shelled, rocketed, or mortared; the number and the nature of weapons and aircraft; the nature of fire (direct or indirect); the number, type, and caliber of shells, rockets, bombs, or mortar rounds; and the flash-to-bang time, the damage, and the angle of the fall or descent, as the time and the conditions permit.</p> <ul style="list-style-type: none"> <li>a. Submitted the report within 30 minutes following the activity or consistent with the tactical situation.</li> <li>b. Submitted the report, even if it contained incomplete information.</li> <li>c. Ensured that the encryption conformed to the signal operation instructions (SOI).</li> </ul>		

TASK STEPS AND PERFORMANCE MEASURES	GO	NO-GO
<p>3. The radiotelephone operator (RATELO) submits a meaconing, intrusion, jamming, and interference (MIJI) report to the net control station (NCS) within 10 minutes of notification of the activity. The report contains the following information:</p> <ul style="list-style-type: none"> <li>a. Item 1, the MIJI. When transmitting over nonsecure communications, encrypt the numerals 022.</li> <li>b. Item 2, the type of interference. When transmitting over nonsecure communications, encrypt the following numerals for the interference: meaconing - 1, intrusion - 2, jamming - 3, interference - 4.</li> <li>c. Item 3, the instrument affected. When transmitting over nonsecure communications, encrypt the following numerals for the instrument affected: radio - 1, radar - 2, navigational aid - 3, satellite - 4, electro-optics - 5.</li> <li>d. Item 4, the frequency or the channel affected. When transmitting over nonsecure communications, encrypt the affected frequency.</li> <li>e. Item 5, complete the call sign of the affected station operator (for secure and nonsecure communications).</li> <li>f. Item 6, complete the grid coordinates of the affected station. When transmitting by nonsecure means, encrypt the coordinates.</li> </ul> <p>* 4. Leaders submit all operational occurrence reports as soon as the tactical situation permits. The information includes the--</p> <ul style="list-style-type: none"> <li>a. Line of departure (LD) crossing.</li> <li>b. Checkpoint arrival times.</li> <li>c. Rally point (RP) arrival time.</li> <li>d. Logistics report.</li> <li>e. Intelligence report.</li> </ul> <p>* 5. Leaders submit both verbal and written patrol reports as required by the unit's SOP. The report includes--</p> <ul style="list-style-type: none"> <li>a. The designation of the patrol.</li> <li>b. The date.</li> <li>c. The unit receiving the report.</li> <li>d. The name of the person submitting the report.</li> <li>e. The size and composition of the patrol.</li> <li>f. The mission.</li> <li>g. The departure and return times.</li> <li>h. The routes out and back.</li> <li>i. A terrain description, to include the-- <ul style="list-style-type: none"> <li>(1) Type of terrain, such as dry, swamp, jungle, thickly wooded, high brush, or rocky.</li> <li>(2) Deepness of the ravines and the draws.</li> <li>(3) Size, type, strength, and condition of the bridges.</li> <li>(4) Effect on armored and wheeled vehicles.</li> </ul> </li> <li>j. Data on the enemy, to include the-- <ul style="list-style-type: none"> <li>(1) Strength.</li> <li>(2) Disposition.</li> <li>(3) Condition of the defense.</li> <li>(4) Equipment and weapons.</li> <li>(5) Morale of the personnel.</li> <li>(6) Exact location.</li> <li>(7) Shift in disposition.</li> <li>(8) Time that the activity was observed and the coordinates where the activity occurred.</li> </ul> </li> <li>k. Any map corrections.</li> </ul>		



TASK STEPS AND PERFORMANCE MEASURES	GO	NO-GO
l. Any miscellaneous information, including aspects of nuclear, biological, chemical (NBC) warfare. m. The outcome of previous enemy encounters, to include the-- (1) Enemy prisoners and their disposition. (2) Identification of enemy personnel. (3) Enemy casualties. (4) Captured documents and equipment. n. The condition of the patrol, including the disposition of the dead or wounded. o. Conclusions and recommendations. Include what was accomplished and any recommendations regarding the patrol equipment and tactics. p. The signature, grade or rank, and organization or unit of the patrol leader. q. Additional remarks by the interrogator and the interrogator's signature.  * 6. Leaders submit an NBC 1 report. a. Submitted the initial NBC 1 (within 5 minutes of the activity) and follow-up reports to the unit's HQ. b. Submitted the most accurate information possible, using the most secure means available (by flash precedence for the initial burst and immediate precedence for subsequent attacks).  * 7. Leaders submit an NBC 4 report. a. Submitted the report to the unit HQ. b. Submitted the most accurate information possible, using the most secure means available.		

TASK PERFORMANCE / EVALUATION SUMMARY BLOCK							
ITERATION	1	2	3	4	5	M	TOTAL
TOTAL TASK STEPS EVALUATED							
TOTAL TASK STEPS "GO"							
TRAINING STATUS "GO"/"NO-GO"							

"\*" indicates a leader task step.

#### SUPPORTING INDIVIDUAL TASKS

Task Number	Task Title
071-326-5626	Prepare an Oral Operation Order

#### SUPPORTING COLLECTIVE TASKS

Task Number	Task Title
05-2-1380	Identify Terrain Information Requirements
05-2-1383	Disseminate Terrain Information (Products)

#### OPFOR TASKS AND STANDARDS

**TASK:** Surrender to the Capturing Unit on the Battlefield (5-OPFOR-0024)

**CONDITION:** The enemy has captured the opposing forces (OPFOR) element's soldiers, documents, and equipment sensitive to the OPFOR tactical operations.

**STANDARD:** The OPFOR soldiers retain or destroy documents and equipment. The OPFOR element surrenders documents and equipment of no tactical use to the enemy and attempts to conceal or destroy items of tactical value. The OPFOR element attempts escape and evasion. 1. Prevents the successful capture of documents and equipment. 2. Destroys documents and equipment. 3. Removes identifying markings from equipment. 4. Removes unit-identifying insignia. 5. Provides misleading information. 6. Plans an escape. 7. Delays movement to the nearest collection point. 8. Prevents safeguarding of enemy prisoners of war (EPWs) in order to cause embarrassment to the United States (US).

**TASK:** Disrupt a Route Reconnaissance (5-OPFOR-0021)

**CONDITION:** The enemy is conducting a route reconnaissance. The opposing forces (OPFOR) element is positioned along the enemy's route.

**STANDARD:** The OPFOR element attempts to disrupt a squad/section conducting a route reconnaissance. 1. Prevents the unit from meeting its specified time schedule. 2. Forces the unit to deviate from its specified route. 3. Prevents the unit from reaching its assigned destination. 4. Surprises the squad/section. 5. Inflicts casualties on the unit.

**TASK:** Defeat Obstacles (5-OPFOR-0009)

**CONDITION:** The opposing forces (OPFOR) element encounters an obstacle that blocks the avenue of approach as it advances upon the enemy forces.

**STANDARD:** The OPFOR element bypasses or breaches the enemy obstacle. 1. Detects the obstacle before halting its main body. 2. Defeats the obstacle. a. Bypasses the obstacle without entering the engagement areas. b. Breaches the obstacle within 45 minutes and passes its entire force through the obstacle. 3. Does not incur degradation to the point that the mission must be discontinued.

**TASK:** Conduct an Attack (5-OPFOR-0008)

**CONDITION:** The enemy is conducting tactical operations. The opposing forces (OPFOR) element receives orders to attack the enemy, the area of occupation, or the main supply route (MSR) with smoke.

**STANDARD:** The OPFOR element disrupts the enemy's movement and smoke operations. 1. Determines the delivery method of the smoke attack. 2. Locates the target. 3. Delivers the smoke attack downwind. 4. Attacks the enemy with smoke, and surge attacks when the enemy responds to the smoke.

**TASK:** Disrupt a Net Control Station (NCS) (5-OPFOR-0019)

**CONDITION:** The enemy has established a NCS. The opposing forces (OPFOR) element has radio and jamming equipment.

**STANDARD:** The OPFOR element attempts to disrupt an NCS. 1. Attempts to locate the radio frequency that the unit is operating on. 2. Attempts to enter the radio net. 3. Attempts to issue "bogus" orders to a unit on the net. 4. Jams the radio frequency and forces the unit to go to an alternate frequency.

**TASK:** Disrupt Construction of Vehicle Fighting Positions (5-OPFOR-0020)

**CONDITION:** The opposing forces (OPFOR) element has located the enemy. The priority intelligence requirements (PIR) and other intelligence obtained by OPFOR patrols indicate the enemy is constructing vehicle fighting positions within its defensive area. The OPFOR element has automatic and antiarmor weapons and light mortars.

**STANDARD:** The OPFOR element attempts to disrupt the enemy's efforts to establish vehicle fighting positions. 1. Locates the defensive area. 2. Surprises the main body. 3. Penetrates the defensive area with squad-size probes. 4. Inflicts casualties on the unit. 5. Destroys vehicles. 6. Disrupts the unit's preparations (prevents or delays beyond the unit's allotted time).

**TASK:** Disrupt an Engineer Reconnaissance (5-OPFOR-0022)

**CONDITION:** The enemy is conducting an engineer reconnaissance. The opposing forces (OPFOR) element is positioned along the enemy's route.

**STANDARD:** The OPFOR element disrupts an engineer reconnaissance. 1. Prevents the unit from meeting its specified time schedule. 2. Forces the unit to deviate from its specified route. 3. Prevents the unit from accomplishing its assigned engineer reconnaissance. 4. Surprises the unit conducting the reconnaissance.

**TASK:** Conduct an Aerial Reconnaissance (5-OPFOR-0010)

**CONDITION:** The opposing forces (OPFOR) headquarters (HQ) element requires intelligence on the locations and identification of enemy elements. An aircraft is dispatched to take photographs and make a visual inspection of the enemy rear area.

**STANDARD:** The OPFOR element gathers photograph intelligence of the enemy. 1. Photographs the assigned sectors. 2. Makes quick visual checks where the ceiling is low. 3. Locates enemy positions in the area, particularly support and storage bases, and command and control (C2) facilities. 4. Sustains no loss of aircraft. 5. Reports priority intelligence requirements (PIR) and other information requirements to the OPFOR HQ.

**TASK:** Conduct Terrorist and Saboteur Attacks (5-OPFOR-0005)

**CONDITION:** The opposing forces (OPFOR) element dispatches small teams into the enemy's rear area to disrupt combat service support (CSS) operations.

**STANDARD:** The enemy sustains disrupted command and control (C2), destroyed equipment and supplies, and light casualties. 1. Locates rear support bases and C2 facilities. 2. Delays and disrupts CSS operations through probes. 3. Infiltrates CSS bases to conduct sabotage and terrorist activities. 4. Inflicts light casualties. 5. Destroys supplies and equipment.

**TASK:** Disrupt Defensive Preparations (5-OPFOR-0018)

**CONDITION:** The opposing forces (OPFOR) element has located the enemy. Priority intelligence requirements (PIR) and other intelligence requirements obtained by OPFOR patrols indicate that the enemy elements are establishing defensive positions. The OPFOR element has automatic and antiarmor weapons and light mortars.

**STANDARD:** The OPFOR element disrupts and delays the enemy's defensive preparations. 1. Locates and penetrates the enemy's security system. 2. Forces the enemy to delay defensive preparations. 3. Disrupts the enemy's obstacle preparations.

**TASK:** Disrupt Quartering Party Operations (5-OPFOR-0017)

**CONDITION:** The enemy is conducting quartering party operations. It has established an assembly area (AA) but has not moved in the main body.

**STANDARD:** The opposing forces (OPFOR) element attempts to disrupt quartering party operations and infiltrate the enemy's AA. 1. Locates the quartering party and the AA. 2. Surprises the main body. 3. Penetrates the AA with squad-size probes. 4. Inflicts personnel casualties and vehicle damage. 5. Disrupts the unit's preparations (prevents or delays beyond the unit's allotted time).

**TASK:** Disrupt Enemy Movement and Operations Using Tactical Nuclear Weapons (5-OPFOR-0016)

**CONDITION:** The opposing forces (OPFOR) element has located the enemy. Priority intelligence requirements (PIR) and other intelligence requirements have been obtained by OPFOR patrols. Tactical nuclear weapons are employed against key locations in the rear area.

**STANDARD:** The OPFOR element disrupts enemy movement and operations. 1. Disrupts or delays the movement of the enemy's equipment and supplies to the forward areas. 2. Destroys enemy equipment and supplies. 3. Inflicts a high rate of nuclear casualties among the enemy forces. 4. Denies the enemy the use of specified areas. 5. Contaminates the enemy's equipment and supplies.

**TASK:** Disrupt Enemy Movement and Operations Using Persistent and Nonpersistent Chemical Weapons (5-OPFOR-0015)

**CONDITION:** The opposing forces (OPFOR) element has located the enemy. Priority intelligence requirements (PIR) and other intelligence requirements have been obtained by OPFOR patrols. The OPFOR units deliver chemical agents, by means of conventional artillery weapons or aircraft, along selected supply routes and key bases in the rear area.

**STANDARD:** The OPFOR element disrupts enemy movement and operations using persistent and nonpersistent chemical weapons. 1. Delivers chemical agents in low and densely wooded areas. 2. Delays the movement of enemy supplies and equipment to the forward areas. 3. Restricts the movement of the enemy units in the rear area. 4. Channels the movement of enemy units into predesignated ambush areas. 5. Contaminates enemy supplies and equipment. 6. Inflicts a high rate of casualties on enemy forces.

**TASK:** Disrupt Movement (5-OPFOR-0014)

**CONDITION:** The enemy is expected to move through the opposing forces (OPFOR) element's area of operations. The OPFOR element has received an operation order (OPORD) or fragmentary order (FRAGO) to disrupt enemy movement. The enemy has the capability to defend with direct fire and antiarmor weapons.

**STANDARD:** The OPFOR element delays enemy movement. 1. Delays the element. 2. Forces the element to deviate from its route. 3. Prevents the element from reaching its destination. 4. Surprises the element's main body.

**TASK:** Counter Passage of Lines (5-OPFOR-0012)

**CONDITION:** Enemy forces are in defensive positions, but they are expected to attempt passage-of-lines operations. The opposing forces (OPFOR) received orders to disrupt enemy passage-of-lines operations.

**STANDARD:** The OPFOR element delays or prevents enemy passage of lines. 1. Delays the passage. 2. Prevents the company from moving all personnel through the stationary unit. 3. Engages the main body of either the moving or the stationary unit.

**TASK:** Conduct Sniper Operations (5-OPFOR-0006)

**CONDITION:** The opposing forces (OPFOR) element has assigned snipers (regular or irregular elements) in the enemy's rear area along the main supply route (MSR) and near support sites.

**STANDARD:** The OPFOR element kills or wounds targets. 1. Sets up a well-concealed location. 2. Engages vehicle drivers or personnel on foot with short bursts of semiautomatic fire. 3. Kills or wounds selected targets. 4. Prevents the position from being discovered by enemy forces. 5. Evacuates the area without being spotted. 6. Reports all specified priority intelligence requirements (PIR) and other intelligence requirements to the OPFOR headquarters (HQ).

**TASK:** Conduct Air Attacks (5-OPFOR-0002)

**CONDITION:** The opposing forces (OPFOR) element in the rear area has forwarded the positions of the enemy support sites or the locations of moving elements. The OPFOR aircraft have been dispatched to attack enemy installations or convoys.

**STANDARD:** The OPFOR element attempts to delay, disrupt, or damage the enemy targets by air. 1. Locates the target (support sites or convoys). 2. Makes attack runs on the designated targets. 3. Inflicts heavy damage to the selected target. 4. Sustains no loss of aircraft. 5. Delays moving the force for more than one hour.

**TASK:** Attack (5-OPFOR-0001)

**CONDITION:** The opposing forces (OPFOR) element has located the enemy. The priority intelligence requirements (PIR) and other intelligence requirements have been obtained by OPFOR patrols. The OPFOR element has automatic and antiarmor weapons and light mortars.

**STANDARD:** The OPFOR element attempts to seize the terrain, vehicles, or equipment. 1. Develops an attack plan. 2. Surprises the enemy unit's main body. 3. Initiates the attack using a scheme of maneuver that exploits the enemy's flanks, gaps, and weaknesses. 4. Uses covered and concealed routes to approach the enemy forces' flanks, gaps, or weakly held areas. 5. Employs indirect fire to support the attack. 6. Penetrates enemy defenses. 7. Destroys equipment and supplies. 8. Inflicts heavy casualties. 9. Isolates the combat service support (CSS) base by blocking reinforcements. 10. Forces enemy units to displace. 11. Avoids being fixed in one position. 12. Withdraws before the CSS base is reinforced with tactical combat forces.

**TASK:** Conduct a Raid (5-OPFOR-0004)

**CONDITION:** The opposing forces (OPFOR) element has occupied an objective rally point and has orders to conduct a raid on a combat service support (CSS) base.

**STANDARD:** The OPFOR element infiltrates the enemy's base and destroys all of the targets. 1. Surprises the enemy forces. 2. Assaults the support base and accomplishes the assigned tasks. 3. Destroys the specified equipment and supplies. 4. Avoids being decisively engaged. 5. Withdraws all personnel from the objective areas within the time prescribed. 6. Obtains all priority intelligence requirements (PIR) from the raid site. 7. Sustains only light casualties from enemy fire.

**TASK:** Defend a Minefield (5-OPFOR-0023)

**CONDITION:** The enemy is conducting a minefield sweeping operation. The opposing forces (OPFOR) element has a minefield placed in the enemy's path. The minefield is under constant observation and fire.

**STANDARD:** The OPFOR element defends a minefield against an enemy element conducting a minefield sweeping operation. 1. Prevents the unit from detecting the obstacle. 2. Disrupts the minefield sweeping operation. 3. Prevents the unit from conducting the minefield sweeping operation, prevents the unit from moving all personnel through the breach or delays the completion of the minefield sweeping operation for more than 45 minutes.

**TASK:** Disrupt Assembly Area (AA) Activities (5-OPFOR-0013)

**CONDITION:** Intelligence reports indicate that platoon- and company-size enemy units are operating in the opposing forces (OPFOR) area of operations. Enemy units can defend from AAs with direct fire, antiarmor weapons, and indirect fire. The enemy has close air support (CAS) and nuclear, biological, and chemical (NBC) capabilities.

**STANDARD:** The OPFOR element locates and disrupts the enemy's AA activities. 1. Locates the element's AA. 2. Probes the AA with squad- or team-size elements. 3. Inflicts more than 5 percent casualties on the element. 4. Disrupts the element's preparations (prevents or delays beyond the element's allotted time).

**TASK:** Conduct an Ambush (5-OPFOR-0007)

**CONDITION:** The enemy is moving in a convoy. The opposing forces (OPFOR) element is positioned along the enemy's route.

**STANDARD:** The OPFOR element inflicts casualties on the enemy and causes vehicle and equipment damage. 1. Prepares an ambush site before the element arrives. 2. Surprises march element forces. 3. Inflicts heavy casualties within the designated kill zone. 4. Inflicts heavy damage to vehicles and equipment within the designated kill zone. 5. Delays the march element from reaching a specified destination for a specified period of time. 6. Withdraws on order. 7. Sustains no casualties. 8. Reports actions to superiors.

**TASK:** Maintain Contact (5-OPFOR-0003)

**CONDITION:** The opposing forces (OPFOR) element is engaged with enemy base defense forces. The enemy forces are withdrawing under pressure.

**STANDARD:** The OPFOR element maintains enemy contact while the enemy withdraws. 1. Engages the enemy forces decisively. 2. Advances the OPFOR as the enemy forces withdraw. 3. Inflicts heavy casualties. 4. Captures the members of the enemy force. 5. Captures documents and equipment. 6. Safeguards captured documents, equipment, and personnel.

**ELEMENTS:** Company Headquarters  
 Three Combat Mobility Platoons  
 Nine Combat Engineer Squads  
 Mobility Support Platoon  
 Three Mobility Sections

**TASK:** Conduct Combat Operations (05-2-1219)  
 (FM 100-5)

**ITERATION:** 1 2 3 4 5 M (Circle)

**COMMANDER/LEADER ASSESSMENT:** T P U (Circle)

**CONDITIONS:** A company receives an operation order (OPORD) from the battalion to perform tactical combat operations in daylight and darkness. The company commander issues written or verbal orders to the unit. Digital units have performed functionality checks, and systems are operational. Some iterations of this task should be performed in MOPP4.

**TASK STANDARDS:** The company moves by the time specified in the OPORD, with all table(s) of organization and equipment (TOE) weapons, equipment, and a complete basic load of supplies specified by the commander. All personnel have been briefed on the company's mission and its assigned tasks and duties. Coordination with the adjacent and supporting units is complete and all attachments have been briefed and inspected. Digital units monitor and update their Army Battle Command System (ABCS) to maintain situational awareness (SA) and the common operational picture (COP). Digital units send and receive reports using frequency-modulated (FM) or digital means. The time required to perform this task is increased when conducting it in mission-oriented protection posture (MOPP) 4.

TASK STEPS AND PERFORMANCE MEASURES	GO	NO-GO
<p>* 1. The company commander receives the OPORD from the battalion commander.            NOTE: Digital units perform collaborative planning, send and receive orders/reports, request combat service (CS) and combat service support (CSS), and provide the COP and updated SA using ABCS tools according to the unit's tactical standing operating procedure (TACSOP).</p> <p>a. Coordinated with the staff personnel.            b. Clarified any questions.</p> <p>* 2. The company commander performs a mission and situational analysis.</p> <p>* 3. The company commander issues a warning order to the company. The warning order includes--</p> <p>a. The situation.            b. The mission.            c. The time and place of the operation.            d. Specific instructions.</p> <p>* 4. The company commander, aided by the company headquarters (HQ) staff, develops, analyzes, and compares the possible courses of action (COAs).</p> <p>* 5. The company commander initiates movement, as required. The units involved in the movement include the--</p> <p>a. Quartering party.            b. Selected subunits.            c. Entire company.</p>		

TASK STEPS AND PERFORMANCE MEASURES	GO	NO-GO
<p>* 6. The company commander conducts a reconnaissance to determine the location; the strength; the disposition; the enemy's activity; and the observation and fields of fire, cover and concealment, obstacles, key terrain, and avenues of approach (OCOKA).</p> <ul style="list-style-type: none"> <li>a. Determined the intelligence needs.</li> <li>b. Assigned reconnaissance tasks using information from the leaders' reconnaissance, patrols, or elements in contact.</li> <li>c. Requested an information update from the battalion staff.</li> </ul> <p>* 7. The company commander decides on a COA and states which significant factors are decisive in selecting that COA.</p> <p>* 8. The company commander completes the plan based on the mission, enemy, terrain, troops, time available and civilian considerations (METT-TC) factors; intelligence from the reconnaissance; and other sources. He then prepares an OPORD.</p> <p>* 9. The company commander issues the OPORD, with the appropriate annexes, to his subordinate leaders.</p> <ul style="list-style-type: none"> <li>a. Provided ample planning and preparation time to his subordinate leaders, using only one-third of the available time.</li> <li>b. Clarified any questions.</li> </ul> <p>*10. The company prepares for the mission. The company commander--</p> <ul style="list-style-type: none"> <li>a. Requested CS assets to facilitate his mission.</li> <li>b. Coordinated the necessary plans and actions with higher HQ and adjacent and supporting units.</li> <li>c. Received the attachment personnel. The attachments were checked for mission readiness, assigned to a point of contact within the company and, as time permitted, briefed on-- <ul style="list-style-type: none"> <li>(1) The company's mission and the company commander's intent.</li> <li>(2) Their specific tasks.</li> <li>(3) Pertinent company standing operating procedures (SOPs), warning alarms, and signals.</li> <li>(4) The overall plan.</li> <li>(5) Recent enemy activity.</li> <li>(6) Recent company activity.</li> </ul> </li> </ul> <p>NOTE: The coordination of plans and actions and the receipt of the attachment personnel may also be performed by other representatives (the executive officer [XO]; the first sergeant [1SG]; the nuclear, biological, and chemical [NBC] leader; the noncommissioned officer [NCO]; the communications chief; the platoon leader; or the section leader).</p> <p>11. The subordinate elements prepare for the mission.</p> <p>*12. The subordinate leaders conduct brief backs of their plans to the company commander.</p> <p>13. The company rehearses key actions as the situation permits.</p> <p>14. The company prepares all field-expedient equipment needed for their tasks.</p> <p>*15. Key leaders prepare for operations.</p> <ul style="list-style-type: none"> <li>a. Supervised personnel.</li> <li>b. Inspected personnel.</li> <li>c. Conducted necessary brief backs with personnel.</li> </ul>		



TASK STEPS AND PERFORMANCE MEASURES	GO	NO-GO
<p>d. Rehearsed operations.</p> <p>e. Continued coordination at various levels.</p> <p>*16. The company plans the sustainment of combat operations. The company commander--</p> <ul style="list-style-type: none"> <li>a. Analyzed the mission, along with the XO and the 1SG, with input from other key NCOs and leaders, (the communication chief, the NBC leader, the platoon leaders, the platoon sergeants, the mortar section leader, and the antiarmor section leader) and determined the ammunition, supply, and service requirements.</li> <li>b. Issued guidance on soldiers' loads. The loads were redistributed according to the-- <ul style="list-style-type: none"> <li>(1) Combat load. <ul style="list-style-type: none"> <li>(a) The fighting load.</li> <li>(b) The approach-march load.</li> </ul> </li> <li>(2) Sustainment load.</li> </ul> </li> <li>c. Monitored the transportation requirements. The XO and the ISG determined the transportation needs to support the operation and prepared the necessary requests. The unit-- <ul style="list-style-type: none"> <li>(1) Requested transportation when the time and distance factors necessitated.</li> <li>(2) Employed transportation to reduce soldier fatigue (when the tactical situation permitted).</li> <li>(3) Moved excess equipment and personal items by transportation to comply with the soldiers' load guidance.</li> </ul> </li> <li>d. Monitored the supply requirements. The XO or the ISG coordinated with the company supply sergeant and the battalion Supply Officer (US Army) (S4) and selected the supply techniques to support the tactical plan. The selected techniques provided adequate supplies when and where they were needed and did not compromise the company's security.</li> <li>e. Determined the special equipment and supply requirements. The XO or the ISG requested, received, and distributed the equipment and supplies.</li> <li>f. Established and executed a rest plan for all company members (particularly key personnel and leaders) based on the unit's SOP, the mission analysis, and the current orders. The rest plan included the-- <ul style="list-style-type: none"> <li>(1) Coverage of leadership positions, key unit functions, and the continuous manning of all key positions.</li> <li>(2) Procedures for ensuring that the performance and the judgment of the leaders and key personnel were not degraded by fatigue.</li> </ul> </li> </ul> <p>17. The company performs continuous reconnaissance during the operation.</p> <ul style="list-style-type: none"> <li>a. Identified the enemy's strength, location, activity, and equipment (upon contact).</li> <li>b. Identified the important aspects of the terrain based on the OCOKA.</li> </ul> <p>18. The company monitors the actions of higher HQ and the adjacent and supporting units. The platoon leader is informed of the--</p> <ul style="list-style-type: none"> <li>a. Enemy contact size, activity, location, unit, time, and equipment (SALUTE).</li> <li>b. Friendly locations, actions, and movement.</li> <li>c. Calls for fire.</li> <li>d. Orders from higher HQ to other units.</li> </ul> <p>*19. The company commander issues orders or modifies his original plan. The order or change must be explained in terms of the--</p> <ul style="list-style-type: none"> <li>a. Current company mission.</li> <li>b. Higher commander's intent.</li> </ul>		

TASK STEPS AND PERFORMANCE MEASURES	GO	NO-GO
<ul style="list-style-type: none"> <li>c. Enemy situation.</li> <li>d. Additional engineer resources required.</li> <li>e. Revision to the plans.</li> <li>f. Friendly situation.</li> <li>g. Terrain.</li> <li>h. Troops available.</li> </ul> <p>*20. The company commander issues fragmentary orders (FRAGOs) to the company and the supporting units. The FRAGOs--</p> <ul style="list-style-type: none"> <li>a. Contained the situation, the mission, the element tasks, and the changes in the task organization (if needed).</li> <li>b. Reached and were acknowledged by all subordinate leaders.</li> <li>c. Reflected changed situations or orders from higher HQ.</li> </ul> <p>21. The company reacts to orders from higher HQ.</p> <ul style="list-style-type: none"> <li>a. Acknowledged receipt of the orders according to the unit's SOP.</li> <li>b. Executed changes in the task organization, as required or directed.</li> <li>c. Determined short-term changes or the new requirements for engineer support to the maneuver plan.</li> <li>d. Reported the execution of orders to higher HQ and the adjacent units according the unit's SOP.</li> </ul> <p>22. The company coordinates actions with friendly units during the operation. The company commander informs higher HQ and the adjacent and supporting units of the company's location, actions, and changes in mission.</p> <p>*23. The company HQ reports combat-critical information, according to the unit's SOP, to higher HQ and the adjacent and supporting units. The report includes--</p> <ul style="list-style-type: none"> <li>a. A SALUTE report.</li> <li>b. Terrain information.</li> <li>c. Any variations from the plan.</li> <li>d. Changes to the obstacle database plan maintained at the company level.</li> <li>e. Changes in the friendly situation.</li> <li>f. The initiation of actions by the company.</li> <li>g. The CS or CSS requests required to execute the tasks.</li> <li>h. The information from other friendly units (that the higher HQ cannot monitor).</li> </ul> <p>*24. The company HQ disseminates information to all subordinate units. The information is issued--</p> <ul style="list-style-type: none"> <li>a. On enemy contact.</li> <li>b. When an adjacent unit's actions, location, or movement affects the company.</li> <li>c. When changes in the company situation occur.</li> <li>d. When the battalion issues an order or the situation changes.</li> <li>e. When the terrain information affects the company.</li> <li>f. When changes in CS or CSS affect the company.</li> </ul> <p>25. The company reassigns personnel after sustaining casualties.</p> <p>*26. The XO or 1SG reassigns individual personnel based on the company commander's guidance, to ensure that leadership and other key positions are filled and critical weapons are manned.</p> <p>*27. The company commander reorganizes squads and platoons when individual reassignments are inadequate to ensure that each squad or platoon has leadership and enough soldiers to accomplish their missions.</p>		

TASK PERFORMANCE / EVALUATION SUMMARY BLOCK							
ITERATION	1	2	3	4	5	M	TOTAL
TOTAL TASK STEPS EVALUATED							
TOTAL TASK STEPS "GO"							
TRAINING STATUS "GO"/"NO-GO"							

"\*" indicates a leader task step.

#### SUPPORTING INDIVIDUAL TASKS: NONE

#### SUPPORTING COLLECTIVE TASKS

Task Number	Task Title
05-1-0412	Conduct Engineer Intelligence Collection
05-1-1000	Conduct Logistics Operations
05-2-0908	Conduct Quartering Party Operations
05-2-7008	Prepare an Operation Order (OPORD) (Company/Platoon)

#### OPFOR TASKS AND STANDARDS

**TASK:** Disrupt a Route Reconnaissance (5-OPFOR-0021)

**CONDITION:** The enemy is conducting a route reconnaissance. The opposing forces (OPFOR) element is positioned along the enemy's route.

**STANDARD:** The OPFOR element attempts to disrupt a squad/section conducting a route reconnaissance. 1. Prevents the unit from meeting its specified time schedule. 2. Forces the unit to deviate from its specified route. 3. Prevents the unit from reaching its assigned destination. 4. Surprises the squad/section. 5. Inflicts casualties on the unit.

**TASK:** Attack (5-OPFOR-0001)

**CONDITION:** The opposing forces (OPFOR) element has located the enemy. The priority intelligence requirements (PIR) and other intelligence requirements have been obtained by OPFOR patrols. The OPFOR element has automatic and antiarmor weapons and light mortars.

**STANDARD:** The OPFOR element attempts to seize the terrain, vehicles, or equipment. 1. Develops an attack plan. 2. Surprises the enemy unit's main body. 3. Initiates the attack using a scheme of maneuver that exploits the enemy's flanks, gaps, and weaknesses. 4. Uses covered and concealed routes to approach the enemy forces' flanks, gaps, or weakly held areas. 5. Employs indirect fire to support the attack. 6. Penetrates enemy defenses. 7. Destroys equipment and supplies. 8. Inflicts heavy casualties. 9. Isolates the combat service support (CSS) base by blocking reinforcements. 10. Forces enemy units to displace. 11. Avoids being fixed in one position. 12. Withdraws before the CSS base is reinforced with tactical combat forces.

**TASK:** Conduct Air Attacks (5-OPFOR-0002)

**CONDITION:** The opposing forces (OPFOR) element in the rear area has forwarded the positions of the enemy support sites or the locations of moving elements. The OPFOR aircraft have been dispatched to attack enemy installations or convoys.

**STANDARD:** The OPFOR element attempts to delay, disrupt, or damage the enemy targets by air. 1. Locates the target (support sites or convoys). 2. Makes attack runs on the designated targets. 3. Inflicts heavy damage to the selected target. 4. Sustains no loss of aircraft. 5. Delays moving the force for more than one hour.

**TASK:** Conduct a Raid (5-OPFOR-0004)

**CONDITION:** The opposing forces (OPFOR) element has occupied an objective rally point and has orders to conduct a raid on a combat service support (CSS) base.

**STANDARD:** The OPFOR element infiltrates the enemy's base and destroys all of the targets. 1. Surprises the enemy forces. 2. Assaults the support base and accomplishes the assigned tasks. 3. Destroys the specified equipment and supplies. 4. Avoids being decisively engaged. 5. Withdraws all personnel from the objective areas within the time prescribed. 6. Obtains all priority intelligence requirements (PIR) from the raid site. 7. Sustains only light casualties from enemy fire.

**TASK:** Conduct Terrorist and Saboteur Attacks (5-OPFOR-0005)

**CONDITION:** The opposing forces (OPFOR) element dispatches small teams into the enemy's rear area to disrupt combat service support (CSS) operations.

**STANDARD:** The enemy sustains disrupted command and control (C2), destroyed equipment and supplies, and light casualties. 1. Locates rear support bases and C2 facilities. 2. Delays and disrupts CSS operations through probes. 3. Infiltrates CSS bases to conduct sabotage and terrorist activities. 4. Inflicts light casualties. 5. Destroys supplies and equipment.

**TASK:** Conduct Sniper Operations (5-OPFOR-0006)

**CONDITION:** The opposing forces (OPFOR) element has assigned snipers (regular or irregular elements) in the enemy's rear area along the main supply route (MSR) and near support sites.

**STANDARD:** The OPFOR element kills or wounds targets. 1. Sets up a well-concealed location. 2. Engages vehicle drivers or personnel on foot with short bursts of semiautomatic fire. 3. Kills or wounds selected targets. 4. Prevents the position from being discovered by enemy forces. 5. Evacuates the area without being spotted. 6. Reports all specified priority intelligence requirements (PIR) and other intelligence requirements to the OPFOR headquarters (HQ).

**TASK:** Conduct an Aerial Reconnaissance (5-OPFOR-0010)

**CONDITION:** The opposing forces (OPFOR) headquarters (HQ) element requires intelligence on the locations and identification of enemy elements. An aircraft is dispatched to take photographs and make a visual inspection of the enemy rear area.

**STANDARD:** The OPFOR element gathers photograph intelligence of the enemy. 1. Photographs the assigned sectors. 2. Makes quick visual checks where the ceiling is low. 3. Locates enemy positions in the area, particularly support and storage bases, and command and control (C2) facilities. 4. Sustains no loss of aircraft. 5. Reports priority intelligence requirements (PIR) and other information requirements to the OPFOR HQ.

**TASK:** Gather Intelligence (5-OPFOR-0011)

**CONDITION:** The opposing forces (OPFOR) small element, operating in the rear area, is planning attacks on enemy bases. Information is needed to complete the plans.

**STANDARD:** The OPFOR element infiltrates, gathers intelligence information, and submits its findings to the command. 1. Identifies all priority intelligence requirements (PIR) and other intelligence requirements. 2. Passes through any outpost, defensive wire, or warning devices undetected. 3. Moves to an observation point that offers cover and concealment and is clear enough to gather PIR and other intelligence requirements. 4. Gathers all PIR and other intelligence requirements. 5. Withdraws from the area undetected. 6. Reports all information to the OPFOR headquarters (HQ).

**TASK:** Defeat Obstacles (5-OPFOR-0009)

**CONDITION:** The opposing forces (OPFOR) element encounters an obstacle that blocks the avenue of approach as it advances upon the enemy forces.

**STANDARD:** The OPFOR element bypasses or breaches the enemy obstacle. 1. Detects the obstacle before halting its main body. 2. Defeats the obstacle. a. Bypasses the obstacle without entering the engagement areas. b. Breaches the obstacle within 45 minutes and passes its entire force through the obstacle. 3. Does not incur degradation to the point that the mission must be discontinued.

**TASK:** Conduct an Attack (5-OPFOR-0008)

**CONDITION:** The enemy is conducting tactical operations. The opposing forces (OPFOR) element receives orders to attack the enemy, the area of occupation, or the main supply route (MSR) with smoke.

**STANDARD:** The OPFOR element disrupts the enemy's movement and smoke operations. 1. Determines the delivery method of the smoke attack. 2. Locates the target. 3. Delivers the smoke attack downwind. 4. Attacks the enemy with smoke, and surge attacks when the enemy responds to the smoke.

**TASK:** Disrupt a Net Control Station (NCS) (5-OPFOR-0019)

**CONDITION:** The enemy has established a NCS. The opposing forces (OPFOR) element has radio and jamming equipment.

**STANDARD:** The OPFOR element attempts to disrupt an NCS. 1. Attempts to locate the radio frequency that the unit is operating on. 2. Attempts to enter the radio net. 3. Attempts to issue "bogus" orders to a unit on the net. 4. Jams the radio frequency and forces the unit to go to an alternate frequency.

**TASK:** Disrupt Construction of Vehicle Fighting Positions (5-OPFOR-0020)

**CONDITION:** The opposing forces (OPFOR) element has located the enemy. The priority intelligence requirements (PIR) and other intelligence obtained by OPFOR patrols indicate the enemy is constructing vehicle fighting positions within its defensive area. The OPFOR element has automatic and antiarmor weapons and light mortars.

**STANDARD:** The OPFOR element attempts to disrupt the enemy's efforts to establish vehicle fighting positions. 1. Locates the defensive area. 2. Surprises the main body. 3. Penetrates the defensive area with squad-size probes. 4. Inflicts casualties on the unit. 5. Destroys vehicles. 6. Disrupts the unit's preparations (prevents or delays beyond the unit's allotted time).

**TASK:** Disrupt an Engineer Reconnaissance (5-OPFOR-0022)

**CONDITION:** The enemy is conducting an engineer reconnaissance. The opposing forces (OPFOR) element is positioned along the enemy's route.

**STANDARD:** The OPFOR element disrupts an engineer reconnaissance. 1. Prevents the unit from meeting its specified time schedule. 2. Forces the unit to deviate from its specified route. 3. Prevents the unit from accomplishing its assigned engineer reconnaissance. 4. Surprises the unit conducting the reconnaissance.

**TASK:** Conduct an Ambush (5-OPFOR-0007)

**CONDITION:** The enemy is moving in a convoy. The opposing forces (OPFOR) element is positioned along the enemy's route.

**STANDARD:** The OPFOR element inflicts casualties on the enemy and causes vehicle and equipment damage. 1. Prepares an ambush site before the element arrives. 2. Surprises march element forces. 3. Inflicts heavy casualties within the designated kill zone. 4. Inflicts heavy damage to vehicles and equipment within the designated kill zone. 5. Delays the march element from reaching a specified destination for a specified period of time. 6. Withdraws on order. 7. Sustains no casualties. 8. Reports actions to superiors.

**TASK:** Disrupt Defensive Preparations (5-OPFOR-0018)

**CONDITION:** The opposing forces (OPFOR) element has located the enemy. Priority intelligence requirements (PIR) and other intelligence requirements obtained by OPFOR patrols indicate that the enemy elements are establishing defensive positions. The OPFOR element has automatic and antiarmor weapons and light mortars.

**STANDARD:** The OPFOR element disrupts and delays the enemy's defensive preparations. 1. Locates and penetrates the enemy's security system. 2. Forces the enemy to delay defensive preparations. 3. Disrupts the enemy's obstacle preparations.

**TASK:** Disrupt Quartering Party Operations (5-OPFOR-0017)

**CONDITION:** The enemy is conducting quartering party operations. It has established an assembly area (AA) but has not moved in the main body.

**STANDARD:** The opposing forces (OPFOR) element attempts to disrupt quartering party operations and infiltrate the enemy's AA. 1. Locates the quartering party and the AA. 2. Surprises the main body. 3. Penetrates the AA with squad-size probes. 4. Inflicts personnel casualties and vehicle damage. 5. Disrupts the unit's preparations (prevents or delays beyond the unit's allotted time).

**TASK:** Disrupt Enemy Movement and Operations Using Tactical Nuclear Weapons (5-OPFOR-0016)

**CONDITION:** The opposing forces (OPFOR) element has located the enemy. Priority intelligence requirements (PIR) and other intelligence requirements have been obtained by OPFOR patrols. Tactical nuclear weapons are employed against key locations in the rear area.

**STANDARD:** The OPFOR element disrupts enemy movement and operations. 1. Disrupts or delays the movement of the enemy's equipment and supplies to the forward areas. 2. Destroys enemy equipment and supplies. 3. Inflicts a high rate of nuclear casualties among the enemy forces. 4. Denies the enemy the use of specified areas. 5. Contaminates the enemy's equipment and supplies.

**TASK:** Disrupt Enemy Movement and Operations Using Persistent and Nonpersistent Chemical Weapons (5-OPFOR-0015)

**CONDITION:** The opposing forces (OPFOR) element has located the enemy. Priority intelligence requirements (PIR) and other intelligence requirements have been obtained by OPFOR patrols. The OPFOR units deliver chemical agents, by means of conventional artillery weapons or aircraft, along selected supply routes and key bases in the rear area.

**STANDARD:** The OPFOR element disrupts enemy movement and operations using persistent and nonpersistent chemical weapons. 1. Delivers chemical agents in low and densely wooded areas. 2. Delays the movement of enemy supplies and equipment to the forward areas. 3. Restricts the movement of the enemy units in the rear area. 4. Channels the movement of enemy units into predesignated ambush areas. 5. Contaminates enemy supplies and equipment. 6. Inflicts a high rate of casualties on enemy forces.

**TASK:** Disrupt Movement (5-OPFOR-0014)

**CONDITION:** The enemy is expected to move through the opposing forces (OPFOR) element's area of operations. The OPFOR element has received an operation order (OPORD) or fragmentary order (FRAGO) to disrupt enemy movement. The enemy has the capability to defend with direct fire and antiarmor weapons.

**STANDARD:** The OPFOR element delays enemy movement. 1. Delays the element. 2. Forces the element to deviate from its route. 3. Prevents the element from reaching its destination. 4. Surprises the element's main body.

**TASK:** Counter Passage of Lines (5-OPFOR-0012)

**CONDITION:** Enemy forces are in defensive positions, but they are expected to attempt passage-of-lines operations. The opposing forces (OPFOR) received orders to disrupt enemy passage-of-lines operations.

**STANDARD:** The OPFOR element delays or prevents enemy passage of lines. 1. Delays the passage. 2. Prevents the company from moving all personnel through the stationary unit. 3. Engages the main body of either the moving or the stationary unit.

**TASK:** Surrender to the Capturing Unit on the Battlefield (5-OPFOR-0024)

**CONDITION:** The enemy has captured the opposing forces (OPFOR) element's soldiers, documents, and equipment sensitive to the OPFOR tactical operations.

**STANDARD:** The OPFOR soldiers retain or destroy documents and equipment. The OPFOR element surrenders documents and equipment of no tactical use to the enemy and attempts to conceal or destroy items of tactical value. The OPFOR element attempts escape and evasion. 1. Prevents the successful capture of documents and equipment. 2. Destroys documents and equipment. 3. Removes identifying markings from equipment. 4. Removes unit-identifying insignia. 5. Provides misleading information. 6. Plans an escape. 7. Delays movement to the nearest collection point. 8. Prevents safeguarding of enemy prisoners of war (EPWs) in order to cause embarrassment to the United States (US).

**TASK:** Defend a Minefield (5-OPFOR-0023)

**CONDITION:** The enemy is conducting a minefield sweeping operation. The opposing forces (OPFOR) element has a minefield placed in the enemy's path. The minefield is under constant observation and fire.

**STANDARD:** The OPFOR element defends a minefield against an enemy element conducting a minefield sweeping operation. 1. Prevents the unit from detecting the obstacle. 2. Disrupts the minefield sweeping operation. 3. Prevents the unit from conducting the minefield sweeping operation, prevents the unit from moving all personnel through the breach or delays the completion of the minefield sweeping operation for more than 45 minutes.

**TASK:** Disrupt Assembly Area (AA) Activities (5-OPFOR-0013)

**CONDITION:** Intelligence reports indicate that platoon- and company-size enemy units are operating in the opposing forces (OPFOR) area of operations. Enemy units can defend from AAs with direct fire, antiarmor weapons, and indirect fire. The enemy has close air support (CAS) and nuclear, biological, and chemical (NBC) capabilities.

**STANDARD:** The OPFOR element locates and disrupts the enemy's AA activities. 1. Locates the element's AA. 2. Probes the AA with squad- or team-size elements. 3. Inflicts more than 5 percent casualties on the element. 4. Disrupts the element's preparations (prevents or delays beyond the element's allotted time).

**TASK:** Maintain Contact (5-OPFOR-0003)

**CONDITION:** The opposing forces (OPFOR) element is engaged with enemy base defense forces. The enemy forces are withdrawing under pressure.

**STANDARD:** The OPFOR element maintains enemy contact while the enemy withdraws. 1. Engages the enemy forces decisively. 2. Advances the OPFOR as the enemy forces withdraw. 3. Inflicts heavy casualties. 4. Captures the members of the enemy force. 5. Captures documents and equipment. 6. Safeguards captured documents, equipment, and personnel.



**ELEMENTS:** Company Headquarters  
 Three Combat Mobility Platoons  
 Nine Combat Engineer Squads  
 Mobility Support Platoon  
 Three Mobility Sections

**TASK:** Prepare an Operation Order (OPORD) (Company/Platoon) (05-2-7008)  
 (FM 5-71-2) (FM 5-34)

**ITERATION:** 1 2 3 4 5 M (Circle)

**COMMANDER/LEADER ASSESSMENT:** T P U (Circle)

**CONDITIONS:** A company is performing tactical operations. The company receives a new mission that requires the preparation of an OPORD. Digital units have performed functionality checks, and systems are operational. The unit is linked to the task force (TF) tactical operations center (TOC). Some iterations of this task should be performed in MOPP4.

**TASK STANDARDS:** The OPORD follows the commander's intent, is understandable, and contains all of the information necessary to accomplish the mission. Digital units send and receive orders and reports using frequency-modulated (FM) or digital means. The time required to perform this task is increased when conducting it in mission-oriented protection posture (MOPP) 4.

TASK STEPS AND PERFORMANCE MEASURES	GO	NO-GO
<p>* 1. The element leader writes an OPORD following the five-paragraph format.          NOTE: Digital units write and disseminate the OPORD using the Army Battle Command System (ABCS), perform collaborative planning, and submit orders/requests and reports according to the unit's tactical standing operating procedure (TACSOP).</p> <ul style="list-style-type: none"> <li>a. Ensured that the situation paragraph contained information about the enemy forces, friendly forces, attachments, and detachments.</li> <li>b. Stated the mission clearly. Included who, what, when, where, and why.</li> <li>c. Ensured that the execution paragraph included the commander's intent, the subordinate unit's instructions, and coordinating instructions.</li> </ul> <p>NOTE: Address any environmental considerations in the coordinating instructions. Include specific measures to minimize environmental damage.</p> <ul style="list-style-type: none"> <li>d. Ensured that the service support paragraph contained combat service support (CSS) and unit support instructions. If the paragraph was too long, used an annex. Otherwise, used the following paragraph sample format:             <ul style="list-style-type: none"> <li>(1) Material and services.</li> <li>(2) Medical.</li> <li>(3) Personnel.</li> <li>(4) Civil military.</li> <li>(5) As necessary.</li> </ul> </li> <li>e. Ensured that the command and signal paragraphs specified the command post (CP) locations for supporting the units and gave the instructions for coordinating and establishing communications by different means (digital and FM).</li> </ul> <p>* 2. The element leader ensures that the necessary information is included and briefed to the subordinate elements.</p> <p>* 3. The element leader ensures that the order is disseminated or briefed in time to satisfy the one-third/two-third rule (allowing subordinates two-thirds of the available time).</p>		

TASK PERFORMANCE / EVALUATION SUMMARY BLOCK							
ITERATION	1	2	3	4	5	M	TOTAL
TOTAL TASK STEPS EVALUATED							
TOTAL TASK STEPS "GO"							
TRAINING STATUS "GO"/"NO-GO"							

"\*\*" indicates a leader task step.

#### SUPPORTING INDIVIDUAL TASKS

Task Number	Task Title
071-326-5626	Prepare an Oral Operation Order

#### SUPPORTING COLLECTIVE TASKS

Task Number	Task Title
05-1-1389	Identify Topographic Support Requirements
05-1-1391	Request a Standard Topographic Product
05-1-1393	Request Nonstandard Topographic Products
05-2-1380	Identify Terrain Information Requirements
05-4-1372	Disseminate Terrain Information Product
05-4-1376	Perform Topographic Collection Effort
05-6-0088	Coordinate Topographic Operations

#### OPFOR TASKS AND STANDARDS

**TASK:** Defeat Obstacles (5-OPFOR-0009)

**CONDITION:** The opposing forces (OPFOR) element encounters an obstacle that blocks the avenue of approach as it advances upon the enemy forces.

**STANDARD:** The OPFOR element bypasses or breaches the enemy obstacle. 1. Detects the obstacle before halting its main body. 2. Defeats the obstacle. a. Bypasses the obstacle without entering the engagement areas. b. Breaches the obstacle within 45 minutes and passes its entire force through the obstacle. 3. Does not incur degradation to the point that the mission must be discontinued.

**TASK:** Conduct an Attack (5-OPFOR-0008)

**CONDITION:** The enemy is conducting tactical operations. The opposing forces (OPFOR) element receives orders to attack the enemy, the area of occupation, or the main supply route (MSR) with smoke.

**STANDARD:** The OPFOR element disrupts the enemy's movement and smoke operations. 1. Determines the delivery method of the smoke attack. 2. Locates the target. 3. Delivers the smoke attack downwind. 4. Attacks the enemy with smoke, and surge attacks when the enemy responds to the smoke.

**TASK:** Disrupt a Net Control Station (NCS) (5-OPFOR-0019)

**CONDITION:** The enemy has established a NCS. The opposing forces (OPFOR) element has radio and jamming equipment.

**STANDARD:** The OPFOR element attempts to disrupt an NCS. 1. Attempts to locate the radio frequency that the unit is operating on. 2. Attempts to enter the radio net. 3. Attempts to issue "bogus" orders to a unit on the net. 4. Jams the radio frequency and forces the unit to go to an alternate frequency.

**TASK:** Disrupt Construction of Vehicle Fighting Positions (5-OPFOR-0020)

**CONDITION:** The opposing forces (OPFOR) element has located the enemy. The priority intelligence requirements (PIR) and other intelligence obtained by OPFOR patrols indicate the enemy is constructing vehicle fighting positions within its defensive area. The OPFOR element has automatic and antiarmor weapons and light mortars.

**STANDARD:** The OPFOR element attempts to disrupt the enemy's efforts to establish vehicle fighting positions. 1. Locates the defensive area. 2. Surprises the main body. 3. Penetrates the defensive area with squad-size probes. 4. Inflicts casualties on the unit. 5. Destroys vehicles. 6. Disrupts the unit's preparations (prevents or delays beyond the unit's allotted time).

**TASK:** Disrupt an Engineer Reconnaissance (5-OPFOR-0022)

**CONDITION:** The enemy is conducting an engineer reconnaissance. The opposing forces (OPFOR) element is positioned along the enemy's route.

**STANDARD:** The OPFOR element disrupts an engineer reconnaissance. 1. Prevents the unit from meeting its specified time schedule. 2. Forces the unit to deviate from its specified route. 3. Prevents the unit from accomplishing its assigned engineer reconnaissance. 4. Surprises the unit conducting the reconnaissance.

**TASK:** Conduct an Aerial Reconnaissance (5-OPFOR-0010)

**CONDITION:** The opposing forces (OPFOR) headquarters (HQ) element requires intelligence on the locations and identification of enemy elements. An aircraft is dispatched to take photographs and make a visual inspection of the enemy rear area.

**STANDARD:** The OPFOR element gathers photograph intelligence of the enemy. 1. Photographs the assigned sectors. 2. Makes quick visual checks where the ceiling is low. 3. Locates enemy positions in the area, particularly support and storage bases, and command and control (C2) facilities. 4. Sustains no loss of aircraft. 5. Reports priority intelligence requirements (PIR) and other information requirements to the OPFOR HQ.

**TASK:** Conduct Terrorist and Saboteur Attacks (5-OPFOR-0005)

**CONDITION:** The opposing forces (OPFOR) element dispatches small teams into the enemy's rear area to disrupt combat service support (CSS) operations.

**STANDARD:** The enemy sustains disrupted command and control (C2), destroyed equipment and supplies, and light casualties. 1. Locates rear support bases and C2 facilities. 2. Delays and disrupts CSS operations through probes. 3. Infiltrates CSS bases to conduct sabotage and terrorist activities. 4. Inflicts light casualties. 5. Destroys supplies and equipment.

**TASK:** Disrupt Defensive Preparations (5-OPFOR-0018)

**CONDITION:** The opposing forces (OPFOR) element has located the enemy. Priority intelligence requirements (PIR) and other intelligence requirements obtained by OPFOR patrols indicate that the enemy elements are establishing defensive positions. The OPFOR element has automatic and antiarmor weapons and light mortars.

**STANDARD:** The OPFOR element disrupts and delays the enemy's defensive preparations. 1. Locates and penetrates the enemy's security system. 2. Forces the enemy to delay defensive preparations. 3. Disrupts the enemy's obstacle preparations.

**TASK:** Disrupt Quartering Party Operations (5-OPFOR-0017)

**CONDITION:** The enemy is conducting quartering party operations. It has established an assembly area (AA) but has not moved in the main body.

**STANDARD:** The opposing forces (OPFOR) element attempts to disrupt quartering party operations and infiltrate the enemy's AA. 1. Locates the quartering party and the AA. 2. Surprises the main body. 3. Penetrates the AA with squad-size probes. 4. Inflicts personnel casualties and vehicle damage. 5. Disrupts the unit's preparations (prevents or delays beyond the unit's allotted time).

**TASK:** Disrupt Enemy Movement and Operations Using Tactical Nuclear Weapons (5-OPFOR-0016)

**CONDITION:** The opposing forces (OPFOR) element has located the enemy. Priority intelligence requirements (PIR) and other intelligence requirements have been obtained by OPFOR patrols. Tactical nuclear weapons are employed against key locations in the rear area.

**STANDARD:** The OPFOR element disrupts enemy movement and operations. 1. Disrupts or delays the movement of the enemy's equipment and supplies to the forward areas. 2. Destroys enemy equipment and supplies. 3. Inflicts a high rate of nuclear casualties among the enemy forces. 4. Denies the enemy the use of specified areas. 5. Contaminates the enemy's equipment and supplies.

**TASK:** Disrupt Enemy Movement and Operations Using Persistent and Nonpersistent Chemical Weapons (5-OPFOR-0015)

**CONDITION:** The opposing forces (OPFOR) element has located the enemy. Priority intelligence requirements (PIR) and other intelligence requirements have been obtained by OPFOR patrols. The OPFOR units deliver chemical agents, by means of conventional artillery weapons or aircraft, along selected supply routes and key bases in the rear area.

**STANDARD:** The OPFOR element disrupts enemy movement and operations using persistent and nonpersistent chemical weapons. 1. Delivers chemical agents in low and densely wooded areas. 2. Delays the movement of enemy supplies and equipment to the forward areas. 3. Restricts the movement of the enemy units in the rear area. 4. Channels the movement of enemy units into predesignated ambush areas. 5. Contaminates enemy supplies and equipment. 6. Inflicts a high rate of casualties on enemy forces.

**TASK:** Disrupt Movement (5-OPFOR-0014)

**CONDITION:** The enemy is expected to move through the opposing forces (OPFOR) element's area of operations. The OPFOR element has received an operation order (OPORD) or fragmentary order (FRAGO) to disrupt enemy movement. The enemy has the capability to defend with direct fire and antiarmor weapons.

**STANDARD:** The OPFOR element delays enemy movement. 1. Delays the element. 2. Forces the element to deviate from its route. 3. Prevents the element from reaching its destination. 4. Surprises the element's main body.

**TASK:** Counter Passage of Lines (5-OPFOR-0012)

**CONDITION:** Enemy forces are in defensive positions, but they are expected to attempt passage-of-lines operations. The opposing forces (OPFOR) received orders to disrupt enemy passage-of-lines operations.

**STANDARD:** The OPFOR element delays or prevents enemy passage of lines. 1. Delays the passage. 2. Prevents the company from moving all personnel through the stationary unit. 3. Engages the main body of either the moving or the stationary unit.

**TASK:** Conduct Sniper Operations (5-OPFOR-0006)

**CONDITION:** The opposing forces (OPFOR) element has assigned snipers (regular or irregular elements) in the enemy's rear area along the main supply route (MSR) and near support sites.

**STANDARD:** The OPFOR element kills or wounds targets. 1. Sets up a well-concealed location. 2. Engages vehicle drivers or personnel on foot with short bursts of semiautomatic fire. 3. Kills or wounds selected targets. 4. Prevents the position from being discovered by enemy forces. 5. Evacuates the area without being spotted. 6. Reports all specified priority intelligence requirements (PIR) and other intelligence requirements to the OPFOR headquarters (HQ).

**TASK:** Conduct Air Attacks (5-OPFOR-0002)

**CONDITION:** The opposing forces (OPFOR) element in the rear area has forwarded the positions of the enemy support sites or the locations of moving elements. The OPFOR aircraft have been dispatched to attack enemy installations or convoys.

**STANDARD:** The OPFOR element attempts to delay, disrupt, or damage the enemy targets by air. 1. Locates the target (support sites or convoys). 2. Makes attack runs on the designated targets. 3. Inflicts heavy damage to the selected target. 4. Sustains no loss of aircraft. 5. Delays moving the force for more than one hour.

**TASK:** Attack (5-OPFOR-0001)

**CONDITION:** The opposing forces (OPFOR) element has located the enemy. The priority intelligence requirements (PIR) and other intelligence requirements have been obtained by OPFOR patrols. The OPFOR element has automatic and antiarmor weapons and light mortars.

**STANDARD:** The OPFOR element attempts to seize the terrain, vehicles, or equipment. 1. Develops an attack plan. 2. Surprises the enemy unit's main body. 3. Initiates the attack using a scheme of maneuver that exploits the enemy's flanks, gaps, and weaknesses. 4. Uses covered and concealed routes to approach the enemy forces' flanks, gaps, or weakly held areas. 5. Employs indirect fire to support the attack. 6. Penetrates enemy defenses. 7. Destroys equipment and supplies. 8. Inflicts heavy casualties. 9. Isolates the combat service support (CSS) base by blocking reinforcements. 10. Forces enemy units to displace. 11. Avoids being fixed in one position. 12. Withdraws before the CSS base is reinforced with tactical combat forces.

**TASK:** Surrender to the Capturing Unit on the Battlefield (5-OPFOR-0024)

**CONDITION:** The enemy has captured the opposing forces (OPFOR) element's soldiers, documents, and equipment sensitive to the OPFOR tactical operations.

**STANDARD:** The OPFOR soldiers retain or destroy documents and equipment. The OPFOR element surrenders documents and equipment of no tactical use to the enemy and attempts to conceal or destroy items of tactical value. The OPFOR element attempts escape and evasion. 1. Prevents the successful capture of documents and equipment. 2. Destroys documents and equipment. 3. Removes identifying markings from equipment. 4. Removes unit-identifying insignia. 5. Provides misleading information. 6. Plans an escape. 7. Delays movement to the nearest collection point. 8. Prevents safeguarding of enemy prisoners of war (EPWs) in order to cause embarrassment to the United States (US).

**TASK:** Conduct a Raid (5-OPFOR-0004)

**CONDITION:** The opposing forces (OPFOR) element has occupied an objective rally point and has orders to conduct a raid on a combat service support (CSS) base.

**STANDARD:** The OPFOR element infiltrates the enemy's base and destroys all of the targets. 1. Surprises the enemy forces. 2. Assaults the support base and accomplishes the assigned tasks. 3. Destroys the specified equipment and supplies. 4. Avoids being decisively engaged. 5. Withdraws all personnel from the objective areas within the time prescribed. 6. Obtains all priority intelligence requirements (PIR) from the raid site. 7. Sustains only light casualties from enemy fire.

**TASK:** Defend a Minefield (5-OPFOR-0023)

**CONDITION:** The enemy is conducting a minefield sweeping operation. The opposing forces (OPFOR) element has a minefield placed in the enemy's path. The minefield is under constant observation and fire.

**STANDARD:** The OPFOR element defends a minefield against an enemy element conducting a minefield sweeping operation. 1. Prevents the unit from detecting the obstacle. 2. Disrupts the minefield sweeping operation. 3. Prevents the unit from conducting the minefield sweeping operation, prevents the unit from moving all personnel through the breach or delays the completion of the minefield sweeping operation for more than 45 minutes.

**TASK:** Disrupt Assembly Area (AA) Activities (5-OPFOR-0013)

**CONDITION:** Intelligence reports indicate that platoon- and company-size enemy units are operating in the opposing forces (OPFOR) area of operations. Enemy units can defend from AAs with direct fire, antiarmor weapons, and indirect fire. The enemy has close air support (CAS) and nuclear, biological, and chemical (NBC) capabilities.

**STANDARD:** The OPFOR element locates and disrupts the enemy's AA activities. 1. Locates the element's AA. 2. Probes the AA with squad- or team-size elements. 3. Inflicts more than 5 percent casualties on the element. 4. Disrupts the element's preparations (prevents or delays beyond the element's allotted time).

**TASK:** Conduct an Ambush (5-OPFOR-0007)

**CONDITION:** The enemy is moving in a convoy. The opposing forces (OPFOR) element is positioned along the enemy's route.

**STANDARD:** The OPFOR element inflicts casualties on the enemy and causes vehicle and equipment damage. 1. Prepares an ambush site before the element arrives. 2. Surprises march element forces. 3. Inflicts heavy casualties within the designated kill zone. 4. Inflicts heavy damage to vehicles and equipment within the designated kill zone. 5. Delays the march element from reaching a specified destination for a specified period of time. 6. Withdraws on order. 7. Sustains no casualties. 8. Reports actions to superiors.

**TASK:** Maintain Contact (5-OPFOR-0003)

**CONDITION:** The opposing forces (OPFOR) element is engaged with enemy base defense forces. The enemy forces are withdrawing under pressure.

**STANDARD:** The OPFOR element maintains enemy contact while the enemy withdraws. 1. Engages the enemy forces decisively. 2. Advances the OPFOR as the enemy forces withdraw. 3. Inflicts heavy casualties. 4. Captures the members of the enemy force. 5. Captures documents and equipment. 6. Safeguards captured documents, equipment, and personnel.

**TASK:** Disrupt a Route Reconnaissance (5-OPFOR-0021)

**CONDITION:** The enemy is conducting a route reconnaissance. The opposing forces (OPFOR) element is positioned along the enemy's route.

**STANDARD:** The OPFOR element attempts to disrupt a squad/section conducting a route reconnaissance. 1. Prevents the unit from meeting its specified time schedule. 2. Forces the unit to deviate from its specified route. 3. Prevents the unit from reaching its assigned destination. 4. Surprises the squad/section. 5. Inflicts casualties on the unit.

**ELEMENT:** Mobility Support Platoon**TASK:** Prepare an Engineer Estimate (Platoon) (05-3-0002)(FM 5-100)  
(FM 5-102)(FM 101-5)  
(FM 5-103)(FM 3-34.2)  
(FM 5-34)**ITERATION:** 1 2 3 4 5 (Circle)**COMMANDER/LEADER ASSESSMENT:** T P U (Circle)

**CONDITIONS:** An element is performing continuous tactical operations in darkness or daylight, under all weather conditions. The unit is either working directly for an engineer unit from which it has received an operation order (OPORD) or is supporting a maneuver force which has received a mission from its higher headquarters. Digital units have performed functionality checks, and systems are operational. This task should not be trained in MOPP4.

**TASK STANDARDS:** The engineer estimate gives the element leader feasible courses of action (COAs) consistent with the supported commander's scheme of maneuver. Digital units can send and receive estimates and reports via frequency-modulated (FM) or digital means.

TASK STEPS AND PERFORMANCE MEASURES	GO	NO-GO
<ul style="list-style-type: none"> <li>* 1. The element leader performs a mission analysis.               <ul style="list-style-type: none"> <li>a. Identified the mission objectives, which included the--                   <ul style="list-style-type: none"> <li>(1) Intent of the immediate leader and the leaders two levels above.</li> <li>(2) Area of operations.</li> <li>(3) Tasks to be performed, specified (directed) in the leaders verbal guidance or in the OPORD and implied by the nature of the operation, and deciding which were essential to the mission's success.</li> <li>(4) Constraints or acts requiring completion.</li> <li>(5) Restraints or prohibited acts.</li> </ul> </li> <li>b. Restated the unit's mission in terms of who, what (including all essential tasks), when, where, and why.</li> </ul> </li> <li>* 2. The element leader performs a situation analysis.               <ul style="list-style-type: none"> <li>a. Analyzed the supported operations, the nature of the operations, the composition of the supported forces, any unusual requirements, and other factors affecting the size and scope of the mission.</li> <li>b. Determined the characteristics of the area of operations and the impact on the engineer options.                   <ul style="list-style-type: none"> <li>(1) Analyzed the weather for precipitation and temperature impacts on the--                       <ul style="list-style-type: none"> <li>(a) Trafficability for enemy and friendly combat vehicles.</li> <li>(b) Water obstacle depth, flow rate, and bank conditions.</li> <li>(c) Ability to dig positions and tank ditches.</li> <li>(d) Fog or the limited visibility impact on the positioning of the obstacles.</li> <li>(e) Engineer vehicle's capability to maneuver in limited visibility and reduced trafficability and to keep pace with the maneuver-unit's fighting vehicles.</li> <li>(f) Employment of conventional and scatterable mines in extreme weather conditions.</li> </ul> </li> <li>(2) Analyzed the terrain for--</li> </ul> </li> </ul> </li> </ul>		



TASK STEPS AND PERFORMANCE MEASURES	GO	NO-GO
<p>(a) Observation or the fields of fire. Analyzed the impact on obstacle placement (both friendly and enemy) and the items, buildings, and vegetation to be cleared to improve the observation.</p> <p>(b) Cover and concealment. Identified the concealed locations for engineer equipment and materials (especially during breaching and river-crossing operations). Identified the possible combat trails offering cover and concealment from enemy ground, air, and satellite surveillance</p> <p>(c) Obstacles. Identified the existing natural and man-made obstacles and their impact on the maneuver, the avenues of approach, and the placement of the reinforcing obstacles. Evaluated these items with respect to friendly and enemy maneuvers and the type of unit.</p> <p>(d) Key or decisive terrain. Determined the potential engineer tasks required to facilitate friendly control or to deny enemy control.</p> <p>(e) Avenues of approach. Identified the friendly and enemy mobility corridors and avenues of approach based upon the unit. Evaluated engineer actions to enhance or hinder movement on these avenues of approach.</p> <p>(3) Analyzed other characteristics important to the engineer plan.</p> <p>c. Coordinated with the supported unit's Intelligence Officer (US Army) (S2), developed the enemy situation, and provided input about the enemy's engineer capabilities.</p> <p>(1) Estimated the strength of the enemy engineer units, including any information (confirmed, suspected, or based on doctrinal techniques) concerning reinforcement to the enemy organic engineers from the enemy higher echelons.</p> <p>(2) Determined the location of enemy engineer units and other units having engineer-related capabilities, including helicopters and artillery units with remotely delivered mine capability.</p> <p>(3) Assessed the enemy's capabilities for breaching, gap crossings, obstacle emplacement, survivability, and remotely delivered mine emplacement (from aircraft or artillery).</p> <p>(4) Evaluated the recent and present significant activities, including engineer battlefield tactics and techniques, to identify the weaknesses and the strengths.</p> <p>(5) Predicted the possible and likely COAs on the enemy and the impact of the enemy's engineer situation on their COA.</p> <p>d. Evaluated the platoon's current situation.</p> <p>(1) The tactical situation. Evaluated the present disposition of the major tactical elements, the possible COA, and the current and projected operations.</p> <p>(2) Personnel and logistics. Evaluated the disposition of logistics units and facilities supporting engineer operations, the levels of engineer Class IV and Class V items, and the availability of transportation assets.</p> <p>(3) The engineer situation. Evaluated the present disposition and capabilities of platoon elements and the estimated completion times of the current tasks. Evaluated the number of combat support units to assist with engineer tasks (especially scatterable mines).</p> <p>* 3. The element leader develops at least two separate COAs to accomplish the mission or develops an engineer plan as part of each COA under development by the maneuver force.</p>		

TASK STEPS AND PERFORMANCE MEASURES	GO	NO-GO
<p>a. Identified the requirements, the tasks, and the necessary resources to accomplish them, by location or by the supported unit.</p> <p>(1) Computed the blade hours using known data. If actual data was not available, used the planning factors outlined in Field Manual (FM) 5-34, 5-102, or 5-103.</p> <p>(2) Computed the squad hours.</p> <p>(3) Identified any unique or special equipment requirements.</p> <p>(4) Identified supply requirements by the class of supply and the specific items.</p> <p>b. Summarized resource requirements for each location or supported unit by the squad hours, equipment, and logistics.</p> <p>c. Determined the priorities for tasks based on the guidance from the higher commander.</p> <p>d. Allocated engineer forces to--</p> <p>(1) Meet the guidance of the higher commander.</p> <p>(2) Accomplish all tasks.</p> <p>(3) Employ the assets efficiently, with no wasted squad or equipment time.</p> <p>* 4. The element leader analyzes each COA.</p> <p>a. War-gamed the engineer plan for each COA against anticipated enemy actions and reactions. Evaluated the plan against the significant factors impacting on it.</p> <p>b. Determined shortfalls by comparing the resource requirements with the available assets.</p> <p>NOTE: The significant factors should include the critical maneuver-force events.</p> <p>c. Reduced the shortfalls by establishing priorities, sequencing activities, selecting alternate methods, and altering the engineer plan (as necessary). The requirement was within plus or minus 10 percent of the available resources.</p> <p>NOTE: If the engineer plan does not meet the minimum critical maneuver requirements, it is not feasible and the plan is invalid. The element leader must recognize this and formulate a new plan, beginning with Subtask 3.</p> <p>* 5. The element leader compares each proposed COA and selects which one best accomplishes the mission.</p> <p>a. Determined the selection technique to use in the comparison.</p> <p>b. Used the significant factors identified in Subtask 4a.</p> <p>NOTE: The selection of the best COA is a subjective judgment; it is not based solely upon numerical techniques.</p> <p>* 6. The element leader makes a decision.</p> <p>a. Stated his decision clearly to his subordinates.</p> <p>b. Determined the company's task organization and allocated the resources.</p> <p>c. Assigned each task to a subordinate element.</p> <p>* 7. The element leader makes a recommendation to the supported unit's maneuver commander.</p> <p>a. Stated which COA could be supported from the engineer perspective.</p> <p>b. Covered major deficiencies and included recommendations for eliminating or reducing them.</p> <p>c. Recommended the engineer task organization, the command-and-support relationships (as necessary), the tasks directed to subordinate elements, and the priorities for engineer support.</p>		

TASK PERFORMANCE / EVALUATION SUMMARY BLOCK							
ITERATION	1	2	3	4	5		TOTAL
TOTAL TASK STEPS EVALUATED							
TOTAL TASK STEPS "GO"							
TRAINING STATUS "GO"/"NO-GO"							

"\*\*" indicates a leader task step.

#### SUPPORTING INDIVIDUAL TASKS: NONE

#### SUPPORTING COLLECTIVE TASKS

Task Number	Task Title
03-2-3008.05-T01A	Conduct a Radiological, Chemical, or Biological Reconnaissance or Survey
05-1-0415	Analyze Battlefield Information
05-1-1000	Conduct Logistics Operations
05-2-0100	Coordinate the Synchronization and Integration of Fire Support (FS)
05-2-0314	Integrate Obstacles Into Direct- and Indirect-Fire Plans
05-2-0403	Conduct a Water Crossing Site Reconnaissance
05-2-0408	Plan and Direct an Engineer Reconnaissance
05-2-0410	Manage Engineer Reconnaissance Operations
05-2-1380	Identify Terrain Information Requirements
05-3-0404	Conduct a River Crossing Site Reconnaissance
05-3-0405	Conduct a Target Reconnaissance
05-3-0407	Conduct an Engineer Reconnaissance
05-3-0411.05-R01A	Conduct an Obstacle and Restriction Reconnaissance
05-3-0412	Conduct a Technical Reconnaissance
05-3-0413	Conduct a Tactical Reconnaissance
05-4-1371	Provide Terrain Analysis Information
19-1-1102	Coordinate Route Reconnaissance and Surveillance

#### OPFOR TASKS AND STANDARDS

**TASK:** Defeat Obstacles (5-OPFOR-0009)

**CONDITION:** The opposing forces (OPFOR) element encounters an obstacle that blocks the avenue of approach as it advances upon the enemy forces.

**STANDARD:** The OPFOR element bypasses or breaches the enemy obstacle. 1. Detects the obstacle before halting its main body. 2. Defeats the obstacle. a. Bypasses the obstacle without entering the engagement areas. b. Breaches the obstacle within 45 minutes and passes its entire force through the obstacle. 3. Does not incur degradation to the point that the mission must be discontinued.

**TASK:** Conduct an Attack (5-OPFOR-0008)

**CONDITION:** The enemy is conducting tactical operations. The opposing forces (OPFOR) element receives orders to attack the enemy, the area of occupation, or the main supply route (MSR) with smoke.

**STANDARD:** The OPFOR element disrupts the enemy's movement and smoke operations. 1. Determines the delivery method of the smoke attack. 2. Locates the target. 3. Delivers the smoke attack downwind. 4. Attacks the enemy with smoke, and surge attacks when the enemy responds to the smoke.

**TASK:** Disrupt a Net Control Station (NCS) (5-OPFOR-0019)

**CONDITION:** The enemy has established a NCS. The opposing forces (OPFOR) element has radio and jamming equipment.

**STANDARD:** The OPFOR element attempts to disrupt an NCS. 1. Attempts to locate the radio frequency that the unit is operating on. 2. Attempts to enter the radio net. 3. Attempts to issue "bogus" orders to a unit on the net. 4. Jams the radio frequency and forces the unit to go to an alternate frequency.

**TASK:** Disrupt Construction of Vehicle Fighting Positions (5-OPFOR-0020)

**CONDITION:** The opposing forces (OPFOR) element has located the enemy. The priority intelligence requirements (PIR) and other intelligence obtained by OPFOR patrols indicate the enemy is constructing vehicle fighting positions within its defensive area. The OPFOR element has automatic and antiarmor weapons and light mortars.

**STANDARD:** The OPFOR element attempts to disrupt the enemy's efforts to establish vehicle fighting positions. 1. Locates the defensive area. 2. Surprises the main body. 3. Penetrates the defensive area with squad-size probes. 4. Inflicts casualties on the unit. 5. Destroys vehicles. 6. Disrupts the unit's preparations (prevents or delays beyond the unit's allotted time).

**TASK:** Disrupt an Engineer Reconnaissance (5-OPFOR-0022)

**CONDITION:** The enemy is conducting an engineer reconnaissance. The opposing forces (OPFOR) element is positioned along the enemy's route.

**STANDARD:** The OPFOR element disrupts an engineer reconnaissance. 1. Prevents the unit from meeting its specified time schedule. 2. Forces the unit to deviate from its specified route. 3. Prevents the unit from accomplishing its assigned engineer reconnaissance. 4. Surprises the unit conducting the reconnaissance.

**TASK:** Conduct an Aerial Reconnaissance (5-OPFOR-0010)

**CONDITION:** The opposing forces (OPFOR) headquarters (HQ) element requires intelligence on the locations and identification of enemy elements. An aircraft is dispatched to take photographs and make a visual inspection of the enemy rear area.

**STANDARD:** The OPFOR element gathers photograph intelligence of the enemy. 1. Photographs the assigned sectors. 2. Makes quick visual checks where the ceiling is low. 3. Locates enemy positions in the area, particularly support and storage bases, and command and control (C2) facilities. 4. Sustains no loss of aircraft. 5. Reports priority intelligence requirements (PIR) and other information requirements to the OPFOR HQ.

**TASK:** Conduct Terrorist and Saboteur Attacks (5-OPFOR-0005)

**CONDITION:** The opposing forces (OPFOR) element dispatches small teams into the enemy's rear area to disrupt combat service support (CSS) operations.

**STANDARD:** The enemy sustains disrupted command and control (C2), destroyed equipment and supplies, and light casualties. 1. Locates rear support bases and C2 facilities. 2. Delays and disrupts CSS operations through probes. 3. Infiltrates CSS bases to conduct sabotage and terrorist activities. 4. Inflicts light casualties. 5. Destroys supplies and equipment.

**TASK:** Conduct an Ambush (5-OPFOR-0007)

**CONDITION:** The enemy is moving in a convoy. The opposing forces (OPFOR) element is positioned along the enemy's route.

**STANDARD:** The OPFOR element inflicts casualties on the enemy and causes vehicle and equipment damage. 1. Prepares an ambush site before the element arrives. 2. Surprises march element forces. 3. Inflicts heavy casualties within the designated kill zone. 4. Inflicts heavy damage to vehicles and equipment within the designated kill zone. 5. Delays the march element from reaching a specified destination for a specified period of time. 6. Withdraws on order. 7. Sustains no casualties. 8. Reports actions to superiors.

**TASK:** Disrupt a Route Reconnaissance (5-OPFOR-0021)

**CONDITION:** The enemy is conducting a route reconnaissance. The opposing forces (OPFOR) element is positioned along the enemy's route.

**STANDARD:** The OPFOR element attempts to disrupt a squad/section conducting a route reconnaissance. 1. Prevents the unit from meeting its specified time schedule. 2. Forces the unit to deviate from its specified route. 3. Prevents the unit from reaching its assigned destination. 4. Surprises the squad/section. 5. Inflicts casualties on the unit.

**TASK:** Conduct a Raid (5-OPFOR-0004)

**CONDITION:** The opposing forces (OPFOR) element has occupied an objective rally point and has orders to conduct a raid on a combat service support (CSS) base.

**STANDARD:** The OPFOR element infiltrates the enemy's base and destroys all of the targets. 1. Surprises the enemy forces. 2. Assaults the support base and accomplishes the assigned tasks. 3. Destroys the specified equipment and supplies. 4. Avoids being decisively engaged. 5. Withdraws all personnel from the objective areas within the time prescribed. 6. Obtains all priority intelligence requirements (PIR) from the raid site. 7. Sustains only light casualties from enemy fire.

**TASK:** Disrupt Defensive Preparations (5-OPFOR-0018)

**CONDITION:** The opposing forces (OPFOR) element has located the enemy. Priority intelligence requirements (PIR) and other intelligence requirements obtained by OPFOR patrols indicate that the enemy elements are establishing defensive positions. The OPFOR element has automatic and antiarmor weapons and light mortars.

**STANDARD:** The OPFOR element disrupts and delays the enemy's defensive preparations. 1. Locates and penetrates the enemy's security system. 2. Forces the enemy to delay defensive preparations. 3. Disrupts the enemy's obstacle preparations.

**TASK:** Disrupt Quartermaster Operations (5-OPFOR-0017)

**CONDITION:** The enemy is conducting quartermaster operations. It has established an assembly area (AA) but has not moved in the main body.

**STANDARD:** The opposing forces (OPFOR) element attempts to disrupt quartering party operations and infiltrate the enemy's AA. 1. Locates the quartering party and the AA. 2. Surprises the main body. 3. Penetrates the AA with squad-size probes. 4. Inflicts personnel casualties and vehicle damage. 5. Disrupts the unit's preparations (prevents or delays beyond the unit's allotted time).

**TASK:** Disrupt Enemy Movement and Operations Using Tactical Nuclear Weapons (5-OPFOR-0016)

**CONDITION:** The opposing forces (OPFOR) element has located the enemy. Priority intelligence requirements (PIR) and other intelligence requirements have been obtained by OPFOR patrols. Tactical nuclear weapons are employed against key locations in the rear area.

**STANDARD:** The OPFOR element disrupts enemy movement and operations. 1. Disrupts or delays the movement of the enemy's equipment and supplies to the forward areas. 2. Destroys enemy equipment and supplies. 3. Inflicts a high rate of nuclear casualties among the enemy forces. 4. Denies the enemy the use of specified areas. 5. Contaminates the enemy's equipment and supplies.

**TASK:** Disrupt Enemy Movement and Operations Using Persistent and Nonpersistent Chemical Weapons (5-OPFOR-0015)

**CONDITION:** The opposing forces (OPFOR) element has located the enemy. Priority intelligence requirements (PIR) and other intelligence requirements have been obtained by OPFOR patrols. The OPFOR units deliver chemical agents, by means of conventional artillery weapons or aircraft, along selected supply routes and key bases in the rear area.

**STANDARD:** The OPFOR element disrupts enemy movement and operations using persistent and nonpersistent chemical weapons. 1. Delivers chemical agents in low and densely wooded areas. 2. Delays the movement of enemy supplies and equipment to the forward areas. 3. Restricts the movement of the enemy units in the rear area. 4. Channels the movement of enemy units into predesignated ambush areas. 5. Contaminates enemy supplies and equipment. 6. Inflicts a high rate of casualties on enemy forces.

**TASK:** Disrupt Movement (5-OPFOR-0014)

**CONDITION:** The enemy is expected to move through the opposing forces (OPFOR) element's area of operations. The OPFOR element has received an operation order (OPORD) or fragmentary order (FRAGO) to disrupt enemy movement. The enemy has the capability to defend with direct fire and antiarmor weapons.

**STANDARD:** The OPFOR element delays enemy movement. 1. Delays the element. 2. Forces the element to deviate from its route. 3. Prevents the element from reaching its destination. 4. Surprises the element's main body.

**TASK:** Counter Passage of Lines (5-OPFOR-0012)

**CONDITION:** Enemy forces are in defensive positions, but they are expected to attempt passage-of-lines operations. The opposing forces (OPFOR) received orders to disrupt enemy passage-of-lines operations.

**STANDARD:** The OPFOR element delays or prevents enemy passage of lines. 1. Delays the passage. 2. Prevents the company from moving all personnel through the stationary unit. 3. Engages the main body of either the moving or the stationary unit.

**TASK:** Conduct Sniper Operations (5-OPFOR-0006)

**CONDITION:** The opposing forces (OPFOR) element has assigned snipers (regular or irregular elements) in the enemy's rear area along the main supply route (MSR) and near support sites.

**STANDARD:** The OPFOR element kills or wounds targets. 1. Sets up a well-concealed location. 2. Engages vehicle drivers or personnel on foot with short bursts of semiautomatic fire. 3. Kills or wounds selected targets. 4. Prevents the position from being discovered by enemy forces. 5. Evacuates the area without being spotted. 6. Reports all specified priority intelligence requirements (PIR) and other intelligence requirements to the OPFOR headquarters (HQ).

**TASK:** Conduct Air Attacks (5-OPFOR-0002)

**CONDITION:** The opposing forces (OPFOR) element in the rear area has forwarded the positions of the enemy support sites or the locations of moving elements. The OPFOR aircraft have been dispatched to attack enemy installations or convoys.

**STANDARD:** The OPFOR element attempts to delay, disrupt, or damage the enemy targets by air. 1. Locates the target (support sites or convoys). 2. Makes attack runs on the designated targets. 3. Inflicts heavy damage to the selected target. 4. Sustains no loss of aircraft. 5. Delays moving the force for more than one hour.

**TASK:** Surrender to the Capturing Unit on the Battlefield (5-OPFOR-0024)

**CONDITION:** The enemy has captured the opposing forces (OPFOR) element's soldiers, documents, and equipment sensitive to the OPFOR tactical operations.

**STANDARD:** The OPFOR soldiers retain or destroy documents and equipment. The OPFOR element surrenders documents and equipment of no tactical use to the enemy and attempts to conceal or destroy items of tactical value. The OPFOR element attempts escape and evasion. 1. Prevents the successful capture of documents and equipment. 2. Destroys documents and equipment. 3. Removes identifying markings from equipment. 4. Removes unit-identifying insignia. 5. Provides misleading information. 6. Plans an escape. 7. Delays movement to the nearest collection point. 8. Prevents safeguarding of enemy prisoners of war (EPWs) in order to cause embarrassment to the United States (US).

**TASK:** Attack (5-OPFOR-0001)

**CONDITION:** The opposing forces (OPFOR) element has located the enemy. The priority intelligence requirements (PIR) and other intelligence requirements have been obtained by OPFOR patrols. The OPFOR element has automatic and antiarmor weapons and light mortars.

**STANDARD:** The OPFOR element attempts to seize the terrain, vehicles, or equipment. 1. Develops an attack plan. 2. Surprises the enemy unit's main body. 3. Initiates the attack using a scheme of maneuver that exploits the enemy's flanks, gaps, and weaknesses. 4. Uses covered and concealed routes to approach the enemy forces' flanks, gaps, or weakly held areas. 5. Employs indirect fire to support the attack. 6. Penetrates enemy defenses. 7. Destroys equipment and supplies. 8. Inflicts heavy casualties. 9. Isolates the combat service support (CSS) base by blocking reinforcements. 10. Forces enemy units to displace. 11. Avoids being fixed in one position. 12. Withdraws before the CSS base is reinforced with tactical combat forces.

**TASK:** Defend a Minefield (5-OPFOR-0023)

**CONDITION:** The enemy is conducting a minefield sweeping operation. The opposing forces (OPFOR) element has a minefield placed in the enemy's path. The minefield is under constant observation and fire.

**STANDARD:** The OPFOR element defends a minefield against an enemy element conducting a minefield sweeping operation. 1. Prevents the unit from detecting the obstacle. 2. Disrupts the minefield sweeping operation. 3. Prevents the unit from conducting the minefield sweeping operation, prevents the unit from moving all personnel through the breach or delays the completion of the minefield sweeping operation for more than 45 minutes.

**TASK:** Disrupt Assembly Area (AA) Activities (5-OPFOR-0013)

**CONDITION:** Intelligence reports indicate that platoon- and company-size enemy units are operating in the opposing forces (OPFOR) area of operations. Enemy units can defend from AAs with direct fire, antiarmor weapons, and indirect fire. The enemy has close air support (CAS) and nuclear, biological, and chemical (NBC) capabilities.

**STANDARD:** The OPFOR element locates and disrupts the enemy's AA activities. 1. Locates the element's AA. 2. Probes the AA with squad- or team-size elements. 3. Inflicts more than 5 percent casualties on the element. 4. Disrupts the element's preparations (prevents or delays beyond the element's allotted time).

**TASK:** Maintain Contact (5-OPFOR-0003)

**CONDITION:** The opposing forces (OPFOR) element is engaged with enemy base defense forces. The enemy forces are withdrawing under pressure.

**STANDARD:** The OPFOR element maintains enemy contact while the enemy withdraws. 1. Engages the enemy forces decisively. 2. Advances the OPFOR as the enemy forces withdraw. 3. Inflicts heavy casualties. 4. Captures the members of the enemy force. 5. Captures documents and equipment. 6. Safeguards captured documents, equipment, and personnel.



**ELEMENTS:** Three Combat Mobility Platoons  
 Nine Combat Engineer Squads  
 Mobility Support Platoon  
 Three Mobility Sections

**TASK:** Prepare an Engineer Annex (Platoon [PLT]) (05-3-0003)  
 (FM 101-5) (FM 5-100)

**ITERATION:** 1 2 3 4 5 (Circle)

**COMMANDER/LEADER ASSESSMENT:** T P U (Circle)

**CONDITIONS:** An engineer element is supporting a maneuver force in a tactical operation. The element leader is the task force (TF) engineer and must prepare an engineer annex as part of the supported unit's operation order (OPORD). Digital units have performed functionality checks, and systems are operational. This task should not be trained in MOPP4.

**TASK STANDARDS:** The engineer annex contains the essential information needed to support the maneuver commander's operation. The annex is clear, and the maneuver force understands its concept. Digital units send and receive messages/reports to subordinate and higher headquarters (HQ) using frequency-modulated (FM) or digital systems.

TASK STEPS AND PERFORMANCE MEASURES	GO	NO-GO
<p>* 1. The element leader selects an annex format based on the amount and type of information needed, the time available to produce it, and guidance from the Operations and Training Officer (US Army) (S3) of the maneuver unit.</p> <p>NOTES:</p> <ol style="list-style-type: none"> <li>1. A written annex format uses the basic five-paragraph order format.</li> <li>2. An overlay annex format includes all existing and proposed friendly obstacles and their control measures (belts, zones, restricted areas, lanes, or gaps), all known and templated enemy obstacles, and nuclear, biological, and chemical (NBC) contaminated areas.</li> <li>3. An obstacle list annex format contains all obstacles.</li> <li>4. An engineer execution-matrix annex format includes all identified engineer tasks, all identified logistic and coordination requirements, and marginal notes to cover other needed information.</li> </ol> <p>* 2. The engineer element leader ensures that the annex contains the information from the estimate process. The annex--</p> <ol style="list-style-type: none"> <li>a. Contained all information related to the engineer plan that was not covered elsewhere in the OPORD.</li> <li>b. Did not contain items covered in the unit's standing operating procedure (SOP), although it could make reference to the SOP.</li> <li>c. Was directed to the major subordinate elements of the maneuver unit, not just the engineers.</li> <li>d. Was clear, complete, brief, timely, and avoided qualified directives.</li> <li>e. Did not contain irrelevant information.</li> <li>f. Was issued with the OPORD. All details were fully integrated with the other parts of the OPORD.</li> <li>g. Contained the tasks directed to units other than engineers. Tasks were coordinated before issuing the annex. All details were coordinated with the appropriate battle staff element.</li> </ol> <p>* 3. The element leader, when using the written five-paragraph order format, ensures that the annex contains the following:</p>		

TASK STEPS AND PERFORMANCE MEASURES	GO	NO-GO
<p>a. SITUATION.</p> <p>(1) The enemy situation contains aspects significantly impacting on engineer operations, including the weather, the terrain, and the engineer capability.</p> <p>(2) The friendly forces situation identifies other engineer units in general support. It describes other elements that can assist with the engineer plan.</p> <p>(3) Attachments and detachments (only if needed for clarity).</p> <p>b. MISSION. Refers to Subtask 2 and the basic OPORD.</p> <p>c. EXECUTION.</p> <p>(1) A concept of operation that contains:</p> <p>(a) A brief statement of the concept of the engineer plan, including the priority of the engineer support to subordinate elements. The statement is precise and specific.</p> <p>(b) The identification of the individual obstacles and obstacle zones, belts, or restricted areas; types (reserved or preliminary); the authorized commander (for reserved obstacles); and the obstacle responsibilities of the subordinate unit (as appropriate). The annex should refer to an overlay or an obstacle table.</p> <p>(c) An explanation of the employment concept, the authority for a long or short self-destruct time (by system), other requirements or limitations, and the allocation to subordinate elements (as appropriate). The annex identifies nonengineer units responsible for emplacing scatterable mines.</p> <p>(2) The annex identifies tasks for the subordinate maneuver units, engineers under direct control of the issuing headquarters, and other elements assigned engineer tasks by the maneuver commander (as necessary).</p> <p>(3) The identification of coordinating instructions, such as the measures and reporting procedures applying to two or more subordinate units.</p> <p>d. SERVICE SUPPORT. The service support information contains logistical information affecting the engineer plan, specifically Class IV and Class V items and transportation. It identifies the available host nation assets and their locations and the priorities for command regulated items.</p> <p>e. COMMAND AND SIGNAL.</p> <p>NOTE: Nonengineer units with scatterable-mine emplacement capabilities (artillery, Army aviation, and Air Force) are identified here. All forces covered by the maneuver unit's OPORD have the same mission. There is no separate engineer mission for the engineer annex. A general statement such as "priority to mobility, countermobility, and survivability in order" is unsatisfactory.</p> <p>(1) Command. The command contains the location of engineer command posts (CPs) and special command arrangements.</p> <p>(2) Signal. The identification of the call signs and frequencies, challenge and password, and pyrotechnic signals.</p>		

TASK PERFORMANCE / EVALUATION SUMMARY BLOCK							
ITERATION	1	2	3	4	5		TOTAL
TOTAL TASK STEPS EVALUATED							
TOTAL TASK STEPS "GO"							
TRAINING STATUS "GO"/"NO-GO"							

"\*" indicates a leader task step.

**SUPPORTING INDIVIDUAL TASKS: NONE****SUPPORTING COLLECTIVE TASKS**

<b>Task Number</b>	<b>Task Title</b>
05-2-0314	Integrate Obstacles Into Direct- and Indirect-Fire Plans
05-2-1380	Identify Terrain Information Requirements
05-2-7008	Prepare an Operation Order (OPORD) (Company/Platoon)

**OPFOR TASKS AND STANDARDS**

**TASK:** Disrupt Movement (5-OPFOR-0014)

**CONDITION:** The enemy is expected to move through the opposing forces (OPFOR) element's area of operations. The OPFOR element has received an operation order (OPORD) or fragmentary order (FRAGO) to disrupt enemy movement. The enemy has the capability to defend with direct fire and antiarmor weapons.

**STANDARD:** The OPFOR element delays enemy movement. 1. Delays the element. 2. Forces the element to deviate from its route. 3. Prevents the element from reaching its destination. 4. Surprises the element's main body.

**TASK:** Defeat Obstacles (5-OPFOR-0009)

**CONDITION:** The opposing forces (OPFOR) element encounters an obstacle that blocks the avenue of approach as it advances upon the enemy forces.

**STANDARD:** The OPFOR element bypasses or breaches the enemy obstacle. 1. Detects the obstacle before halting its main body. 2. Defeats the obstacle. a. Bypasses the obstacle without entering the engagement areas. b. Breaches the obstacle within 45 minutes and passes its entire force through the obstacle. 3. Does not incur degradation to the point that the mission must be discontinued.

**TASK:** Conduct an Attack (5-OPFOR-0008)

**CONDITION:** The enemy is conducting tactical operations. The opposing forces (OPFOR) element receives orders to attack the enemy, the area of occupation, or the main supply route (MSR) with smoke.

**STANDARD:** The OPFOR element disrupts the enemy's movement and smoke operations. 1. Determines the delivery method of the smoke attack. 2. Locates the target. 3. Delivers the smoke attack downwind. 4. Attacks the enemy with smoke, and surge attacks when the enemy responds to the smoke.

**TASK:** Disrupt a Net Control Station (NCS) (5-OPFOR-0019)

**CONDITION:** The enemy has established a NCS. The opposing forces (OPFOR) element has radio and jamming equipment.

**STANDARD:** The OPFOR element attempts to disrupt an NCS. 1. Attempts to locate the radio frequency that the unit is operating on. 2. Attempts to enter the radio net. 3. Attempts to issue "bogus" orders to a unit on the net. 4. Jams the radio frequency and forces the unit to go to an alternate frequency.

**TASK:** Disrupt Construction of Vehicle Fighting Positions (5-OPFOR-0020)

**CONDITION:** The opposing forces (OPFOR) element has located the enemy. The priority intelligence requirements (PIR) and other intelligence obtained by OPFOR patrols indicate the enemy is constructing vehicle fighting positions within its defensive area. The OPFOR element has automatic and antiarmor weapons and light mortars.

**STANDARD:** The OPFOR element attempts to disrupt the enemy's efforts to establish vehicle fighting positions. 1. Locates the defensive area. 2. Surprises the main body. 3. Penetrates the defensive area with squad-size probes. 4. Inflicts casualties on the unit. 5. Destroys vehicles. 6. Disrupts the unit's preparations (prevents or delays beyond the unit's allotted time).

**TASK:** Disrupt an Engineer Reconnaissance (5-OPFOR-0022)

**CONDITION:** The enemy is conducting an engineer reconnaissance. The opposing forces (OPFOR) element is positioned along the enemy's route.

**STANDARD:** The OPFOR element disrupts an engineer reconnaissance. 1. Prevents the unit from meeting its specified time schedule. 2. Forces the unit to deviate from its specified route. 3. Prevents the unit from accomplishing its assigned engineer reconnaissance. 4. Surprises the unit conducting the reconnaissance.

**TASK:** Conduct an Aerial Reconnaissance (5-OPFOR-0010)

**CONDITION:** The opposing forces (OPFOR) headquarters (HQ) element requires intelligence on the locations and identification of enemy elements. An aircraft is dispatched to take photographs and make a visual inspection of the enemy rear area.

**STANDARD:** The OPFOR element gathers photograph intelligence of the enemy. 1. Photographs the assigned sectors. 2. Makes quick visual checks where the ceiling is low. 3. Locates enemy positions in the area, particularly support and storage bases, and command and control (C2) facilities. 4. Sustains no loss of aircraft. 5. Reports priority intelligence requirements (PIR) and other information requirements to the OPFOR HQ.

**TASK:** Conduct Terrorist and Saboteur Attacks (5-OPFOR-0005)

**CONDITION:** The opposing forces (OPFOR) element dispatches small teams into the enemy's rear area to disrupt combat service support (CSS) operations.

**STANDARD:** The enemy sustains disrupted command and control (C2), destroyed equipment and supplies, and light casualties. 1. Locates rear support bases and C2 facilities. 2. Delays and disrupts CSS operations through probes. 3. Infiltrates CSS bases to conduct sabotage and terrorist activities. 4. Inflicts light casualties. 5. Destroys supplies and equipment.

**TASK:** Conduct an Ambush (5-OPFOR-0007)

**CONDITION:** The enemy is moving in a convoy. The opposing forces (OPFOR) element is positioned along the enemy's route.

**STANDARD:** The OPFOR element inflicts casualties on the enemy and causes vehicle and equipment damage. 1. Prepares an ambush site before the element arrives. 2. Surprises march element forces. 3. Inflicts heavy casualties within the designated kill zone. 4. Inflicts heavy damage to vehicles and equipment within the designated kill zone. 5. Delays the march element from reaching a specified destination for a specified period of time. 6. Withdraws on order. 7. Sustains no casualties. 8. Reports actions to superiors.

**TASK:** Disrupt a Route Reconnaissance (5-OPFOR-0021)

**CONDITION:** The enemy is conducting a route reconnaissance. The opposing forces (OPFOR) element is positioned along the enemy's route.

**STANDARD:** The OPFOR element attempts to disrupt a squad/section conducting a route reconnaissance. 1. Prevents the unit from meeting its specified time schedule. 2. Forces the unit to deviate from its specified route. 3. Prevents the unit from reaching its assigned destination. 4. Surprises the squad/section. 5. Inflicts casualties on the unit.

**TASK:** Conduct a Raid (5-OPFOR-0004)

**CONDITION:** The opposing forces (OPFOR) element has occupied an objective rally point and has orders to conduct a raid on a combat service support (CSS) base.

**STANDARD:** The OPFOR element infiltrates the enemy's base and destroys all of the targets. 1. Surprises the enemy forces. 2. Assaults the support base and accomplishes the assigned tasks. 3. Destroys the specified equipment and supplies. 4. Avoids being decisively engaged. 5. Withdraws all personnel from the objective areas within the time prescribed. 6. Obtains all priority intelligence requirements (PIR) from the raid site. 7. Sustains only light casualties from enemy fire.

**TASK:** Disrupt Defensive Preparations (5-OPFOR-0018)

**CONDITION:** The opposing forces (OPFOR) element has located the enemy. Priority intelligence requirements (PIR) and other intelligence requirements obtained by OPFOR patrols indicate that the enemy elements are establishing defensive positions. The OPFOR element has automatic and antiarmor weapons and light mortars.

**STANDARD:** The OPFOR element disrupts and delays the enemy's defensive preparations. 1. Locates and penetrates the enemy's security system. 2. Forces the enemy to delay defensive preparations. 3. Disrupts the enemy's obstacle preparations.

**TASK:** Disrupt Quartering Party Operations (5-OPFOR-0017)

**CONDITION:** The enemy is conducting quartering party operations. It has established an assembly area (AA) but has not moved in the main body.

**STANDARD:** The opposing forces (OPFOR) element attempts to disrupt quartering party operations and infiltrate the enemy's AA. 1. Locates the quartering party and the AA. 2. Surprises the main body. 3. Penetrates the AA with squad-size probes. 4. Inflicts personnel casualties and vehicle damage. 5. Disrupts the unit's preparations (prevents or delays beyond the unit's allotted time).

**TASK:** Disrupt Enemy Movement and Operations Using Tactical Nuclear Weapons (5-OPFOR-0016)

**CONDITION:** The opposing forces (OPFOR) element has located the enemy. Priority intelligence requirements (PIR) and other intelligence requirements have been obtained by OPFOR patrols. Tactical nuclear weapons are employed against key locations in the rear area.

**STANDARD:** The OPFOR element disrupts enemy movement and operations. 1. Disrupts or delays the movement of the enemy's equipment and supplies to the forward areas. 2. Destroys enemy equipment and supplies. 3. Inflicts a high rate of nuclear casualties among the enemy forces. 4. Denies the enemy the use of specified areas. 5. Contaminates the enemy's equipment and supplies.

**TASK:** Disrupt Enemy Movement and Operations Using Persistent and Nonpersistent Chemical Weapons (5-OPFOR-0015)

**CONDITION:** The opposing forces (OPFOR) element has located the enemy. Priority intelligence requirements (PIR) and other intelligence requirements have been obtained by OPFOR patrols. The OPFOR units deliver chemical agents, by means of conventional artillery weapons or aircraft, along selected supply routes and key bases in the rear area.

**STANDARD:** The OPFOR element disrupts enemy movement and operations using persistent and nonpersistent chemical weapons. 1. Delivers chemical agents in low and densely wooded areas. 2. Delays the movement of enemy supplies and equipment to the forward areas. 3. Restricts the movement of the enemy units in the rear area. 4. Channels the movement of enemy units into predesignated ambush areas. 5. Contaminates enemy supplies and equipment. 6. Inflicts a high rate of casualties on enemy forces.

**TASK:** Counter Passage of Lines (5-OPFOR-0012)

**CONDITION:** Enemy forces are in defensive positions, but they are expected to attempt passage-of-lines operations. The opposing forces (OPFOR) received orders to disrupt enemy passage-of-lines operations.

**STANDARD:** The OPFOR element delays or prevents enemy passage of lines. 1. Delays the passage. 2. Prevents the company from moving all personnel through the stationary unit. 3. Engages the main body of either the moving or the stationary unit.

**TASK:** Conduct Sniper Operations (5-OPFOR-0006)

**CONDITION:** The opposing forces (OPFOR) element has assigned snipers (regular or irregular elements) in the enemy's rear area along the main supply route (MSR) and near support sites.

**STANDARD:** The OPFOR element kills or wounds targets. 1. Sets up a well-concealed location. 2. Engages vehicle drivers or personnel on foot with short bursts of semiautomatic fire. 3. Kills or wounds selected targets. 4. Prevents the position from being discovered by enemy forces. 5. Evacuates the area without being spotted. 6. Reports all specified priority intelligence requirements (PIR) and other intelligence requirements to the OPFOR headquarters (HQ).

**TASK:** Conduct Air Attacks (5-OPFOR-0002)

**CONDITION:** The opposing forces (OPFOR) element in the rear area has forwarded the positions of the enemy support sites or the locations of moving elements. The OPFOR aircraft have been dispatched to attack enemy installations or convoys.

**STANDARD:** The OPFOR element attempts to delay, disrupt, or damage the enemy targets by air. 1. Locates the target (support sites or convoys). 2. Makes attack runs on the designated targets. 3. Inflicts heavy damage to the selected target. 4. Sustains no loss of aircraft. 5. Delays moving the force for more than one hour.

**TASK:** Surrender to the Capturing Unit on the Battlefield (5-OPFOR-0024)

**CONDITION:** The enemy has captured the opposing forces (OPFOR) element's soldiers, documents, and equipment sensitive to the OPFOR tactical operations.

**STANDARD:** The OPFOR soldiers retain or destroy documents and equipment. The OPFOR element surrenders documents and equipment of no tactical use to the enemy and attempts to conceal or destroy items of tactical value. The OPFOR element attempts escape and evasion. 1. Prevents the successful capture of documents and equipment. 2. Destroys documents and equipment. 3. Removes identifying markings from equipment. 4. Removes unit-identifying insignia. 5. Provides misleading information. 6. Plans an escape. 7. Delays movement to the nearest collection point. 8. Prevents safeguarding of enemy prisoners of war (EPWs) in order to cause embarrassment to the United States (US).

**TASK:** Attack (5-OPFOR-0001)

**CONDITION:** The opposing forces (OPFOR) element has located the enemy. The priority intelligence requirements (PIR) and other intelligence requirements have been obtained by OPFOR patrols. The OPFOR element has automatic and antiarmor weapons and light mortars.

**STANDARD:** The OPFOR element attempts to seize the terrain, vehicles, or equipment. 1. Develops an attack plan. 2. Surprises the enemy unit's main body. 3. Initiates the attack using a scheme of maneuver that exploits the enemy's flanks, gaps, and weaknesses. 4. Uses covered and concealed routes to approach the enemy forces' flanks, gaps, or weakly held areas. 5. Employs indirect fire to support the attack. 6. Penetrates enemy defenses. 7. Destroys equipment and supplies. 8. Inflicts heavy casualties. 9. Isolates the combat service support (CSS) base by blocking reinforcements. 10. Forces enemy units to displace. 11. Avoids being fixed in one position. 12. Withdraws before the CSS base is reinforced with tactical combat forces.

**TASK:** Defend a Minefield (5-OPFOR-0023)

**CONDITION:** The enemy is conducting a minefield sweeping operation. The opposing forces (OPFOR) element has a minefield placed in the enemy's path. The minefield is under constant observation and fire.

**STANDARD:** The OPFOR element defends a minefield against an enemy element conducting a minefield sweeping operation. 1. Prevents the unit from detecting the obstacle. 2. Disrupts the minefield sweeping operation. 3. Prevents the unit from conducting the minefield sweeping operation, prevents the unit from moving all personnel through the breach or delays the completion of the minefield sweeping operation for more than 45 minutes.

**TASK:** Disrupt Assembly Area (AA) Activities (5-OPFOR-0013)

**CONDITION:** Intelligence reports indicate that platoon- and company-size enemy units are operating in the opposing forces (OPFOR) area of operations. Enemy units can defend from AAs with direct fire, antiarmor weapons, and indirect fire. The enemy has close air support (CAS) and nuclear, biological, and chemical (NBC) capabilities.

**STANDARD:** The OPFOR element locates and disrupts the enemy's AA activities. 1. Locates the element's AA. 2. Probes the AA with squad- or team-size elements. 3. Inflicts more than 5 percent casualties on the element. 4. Disrupts the element's preparations (prevents or delays beyond the element's allotted time).

**TASK:** Maintain Contact (5-OPFOR-0003)

**CONDITION:** The opposing forces (OPFOR) element is engaged with enemy base defense forces. The enemy forces are withdrawing under pressure.

**STANDARD:** The OPFOR element maintains enemy contact while the enemy withdraws. 1. Engages the enemy forces decisively. 2. Advances the OPFOR as the enemy forces withdraw. 3. Inflicts heavy casualties. 4. Captures the members of the enemy force. 5. Captures documents and equipment. 6. Safeguards captured documents, equipment, and personnel.

**ELEMENTS:** Company Headquarters  
 Three Combat Mobility Platoons  
 Nine Combat Engineer Squads  
 Mobility Support Platoon  
 Three Mobility Sections

**TASK:** Conduct Troop-Leading Procedures (05-3-1018)  
 (FM 7-7)

**ITERATION:** 1 2 3 4 5 M (Circle)

**COMMANDER/LEADER ASSESSMENT:** T P U (Circle)

**CONDITIONS:** The element receives a mission from a warning order (WO), a fragmentary order (FRAGO), or an operation order (OPORD). Digital units have performed functionality checks, and systems are operational. Some iterations of this task should be performed in MOPP4.

**TASK STANDARDS:** The unit leader gives a WO, conducts a leader's reconnaissance, issues an OPORD, and supervises the preparation for the assigned mission within the allotted time. Digital units have the ability to conduct map reconnaissance using the Digital Topographic Support System (DTSS). The Army Battle Command System (ABCS) can be used to submit reports and orders to update the common operational picture (COP) and the situational awareness (SA). Digital units send and receive reports using frequency-modulated (FM) or digital means. The time required to perform this task is increased when conducting it in mission-oriented protection posture (MOPP) 4.

TASK STEPS AND PERFORMANCE MEASURES	GO	NO-GO
<ul style="list-style-type: none"> <li>* 1. The platoon leader receives a FRAGO or an OPORD from an engineer company or maneuver task force. He determines the mission, enemy, terrain, troops, time available, and civilian considerations (METT-TC) factors, needed supplies and equipment, and special tasks to assign.</li> <li>* 2. The platoon leader issues a WO to the platoon sergeant, squad leaders, and any attached section leaders.               <ul style="list-style-type: none"> <li>a. Stated the mission (nature of the operation).</li> <li>b. Identified the participants in the operation.</li> <li>c. Stated the time of the operation.</li> <li>d. Gave any special instructions.</li> <li>e. Gave the time and place for issuing the complete order.</li> </ul> </li> <li>* 3. The platoon leader makes a tentative plan while the platoon prepares.               <ul style="list-style-type: none"> <li>a. The platoon leader based the plan on METT-TC factors.</li> <li>b. The platoon leader planned the available time using reverse planning.</li> <li>c. The platoon leader used no more than one-third of the available time, leaving the remainder for squad preparation.</li> <li>d. The other leaders began precombat checks and reconfigured equipment based on the mission. As a minimum, they checked rations, water, weapons, ammunition, individual uniforms and equipment, mission-essential equipment, and the individual soldier's knowledge of the mission.</li> <li>e. The platoon continued assembly area (AA) activities and security.                   <ul style="list-style-type: none"> <li>(1) Maintained equipment and weapons.</li> <li>(2) Conducted personal hygiene.</li> <li>(3) Resupplied, to include distribution of small-arms ammunition, demolitions, and mines and refueling of vehicles.</li> <li>(4) Rehearsed battle drills.</li> <li>(5) If possible, test-fired weapons.</li> </ul> </li> </ul> </li> </ul>		



TASK STEPS AND PERFORMANCE MEASURES	GO	NO-GO
<p>(6) Ate and rested.</p> <p>4. The platoon begins movement. NOTE: This subtask may be omitted, occur in a different sequence, or be done concurrently with another subtask.</p> <ol style="list-style-type: none"> <li>If required, the platoon leader initiated movement before completing the plan.</li> <li>The platoon sergeant or one of the squad leaders moved the platoon in the absence of the platoon leader.</li> <li>Squad and section leaders continued mission preparation.</li> </ol> <p>* 5. The platoon leader conducts a reconnaissance.</p> <ol style="list-style-type: none"> <li>Conducted a map reconnaissance using the digital SA from the unit's equipment, as a minimum. (When practical, the platoon sergeant and squad leaders participated in the reconnaissance.)</li> <li>Conducted a ground reconnaissance (usually as part of a larger force). <ol style="list-style-type: none"> <li>Included subunit leaders (as many as practical) in the reconnaissance.</li> <li>Identified areas critical to the mission.</li> <li>Moved as far forward as time and the situation permitted.</li> </ol> </li> </ol> <p>* 6. The platoon leader completes the plan.</p> <ol style="list-style-type: none"> <li>Made changes to the tentative plan based on the map/ground reconnaissance.</li> <li>Made changes to the tentative plan based on the available equipment, personnel, and/or material.</li> </ol> <p>* 7. The platoon leader verbally issues the completed order to the platoon sergeant, squad leaders, and attached section leaders in a FRAGO or OPORD format as a minimum. NOTE: The order may be given to the entire platoon at the same time.</p> <ol style="list-style-type: none"> <li>SITUATION. <ol style="list-style-type: none"> <li>Enemy.</li> <li>Friendly.</li> <li>Attachments and detachments.</li> </ol> </li> <li>MISSION.</li> <li>EXECUTION. <ol style="list-style-type: none"> <li>Concept of the operation. <ol style="list-style-type: none"> <li>Scheme of maneuver.</li> <li>Fire support.</li> <li>Obstacles.</li> </ol> </li> <li>Submit missions.</li> <li>Coordinating instructions.</li> </ol> </li> <li>SERVICE SUPPORT. <ol style="list-style-type: none"> <li>Common classes of supply.</li> <li>Basic load.</li> <li>Engineer materials.</li> </ol> </li> <li>COMMAND AND SIGNAL. <ol style="list-style-type: none"> <li>Command. <ol style="list-style-type: none"> <li>The location of the platoon leader and platoon sergeant.</li> <li>Succession of command if not in the unit's standing operating procedure (SOP).</li> </ol> </li> <li>Signal. <ol style="list-style-type: none"> <li>Call signs and frequencies.</li> <li>Challenge and password.</li> <li>Pyrotechnic signals.</li> </ol> </li> </ol> </li> </ol>		

TASK STEPS AND PERFORMANCE MEASURES	GO	NO-GO
<p>* 8. The platoon leaders supervise final preparations using any combination of the subtasks listed in a, b, c, and d below.</p> <p>a. Developed sand table exercises.</p> <p>(1) Constructed a sand table reflecting the mission terrain.</p> <p>(2) Rehearsed the mission on the sand table with the leaders.</p> <p>b. Conducted leader rehearsals.</p> <p>(1) Walked through the mission with the leaders in the AA.</p> <p>(2) Covered the critical aspects of the mission.</p> <p>(3) Ensured that the other leaders understood their missions.</p> <p>c. Conducted platoon rehearsals.</p> <p>(1) Erected a mock-up of enemy obstacles and fortifications.</p> <p>(2) Walked through the mission on the ground in the AA.</p> <p>(3) Ensured that each element understood its mission.</p> <p>d. Conducted a rehearsal with the supported maneuver force. The rehearsal was either a sand table exercise, a leader rehearsal, or a full unit rehearsal in the AA (preferred).</p> <p>e. Conducted inspections.</p> <p>(1) Checked/inventoried equipment. Ensured that items were serviceable and the platoon had everything specified in the company SOP and those items required for the specific mission.</p> <p>(2) Ensured that the unit had an adequate resupply of ammunition, food, water, repair parts, fuel, medical supplies, obstacle material, demolitions, and mines.</p> <p>(3) Conducted a communications check.</p> <p>(4) Ensured that personnel, equipment, and carriers were camouflaged and weapons were test fired.</p> <p>(5) Questioned personnel to ensure that they understood the platoon order and their specific responsibilities.</p> <p>(6) Made a final inspection of personnel, vehicles, weapons, and equipment immediately before starting the mission, for those items listed above.</p>		

TASK PERFORMANCE / EVALUATION SUMMARY BLOCK							
ITERATION	1	2	3	4	5	M	TOTAL
TOTAL TASK STEPS EVALUATED							
TOTAL TASK STEPS "GO"							
TRAINING STATUS "GO"/"NO-GO"							

"\*" indicates a leader task step.

#### SUPPORTING INDIVIDUAL TASKS

Task Number	Task Title
052-193-3071	Determine Method of Bridge Attack
052-195-4050	Prepare Engineer Estimates
071-326-5505	Issue an Oral Operation Order
071-326-5626	Prepare an Oral Operation Order

**SUPPORTING COLLECTIVE TASKS**

<b>Task Number</b>	<b>Task Title</b>
05-2-0042	Receive and Distribute Throughput Supplies

**OPFOR TASKS AND STANDARDS**

**TASK:** Conduct Sniper Operations (5-OPFOR-0006)

**CONDITION:** The opposing forces (OPFOR) element has assigned snipers (regular or irregular elements) in the enemy's rear area along the main supply route (MSR) and near support sites.

**STANDARD:** The OPFOR element kills or wounds targets. 1. Sets up a well-concealed location. 2. Engages vehicle drivers or personnel on foot with short bursts of semiautomatic fire. 3. Kills or wounds selected targets. 4. Prevents the position from being discovered by enemy forces. 5. Evacuates the area without being spotted. 6. Reports all specified priority intelligence requirements (PIR) and other intelligence requirements to the OPFOR headquarters (HQ).

**TASK:** Conduct an Ambush (5-OPFOR-0007)

**CONDITION:** The enemy is moving in a convoy. The opposing forces (OPFOR) element is positioned along the enemy's route.

**STANDARD:** The OPFOR element inflicts casualties on the enemy and causes vehicle and equipment damage. 1. Prepares an ambush site before the element arrives. 2. Surprises march element forces. 3. Inflicts heavy casualties within the designated kill zone. 4. Inflicts heavy damage to vehicles and equipment within the designated kill zone. 5. Delays the march element from reaching a specified destination for a specified period of time. 6. Withdraws on order. 7. Sustains no casualties. 8. Reports actions to superiors.

**TASK:** Conduct an Attack (5-OPFOR-0008)

**CONDITION:** The enemy is conducting tactical operations. The opposing forces (OPFOR) element receives orders to attack the enemy, the area of occupation, or the main supply route (MSR) with smoke.

**STANDARD:** The OPFOR element disrupts the enemy's movement and smoke operations. 1. Determines the delivery method of the smoke attack. 2. Locates the target. 3. Delivers the smoke attack downwind. 4. Attacks the enemy with smoke, and surge attacks when the enemy responds to the smoke.

**TASK:** Conduct an Aerial Reconnaissance (5-OPFOR-0010)

**CONDITION:** The opposing forces (OPFOR) headquarters (HQ) element requires intelligence on the locations and identification of enemy elements. An aircraft is dispatched to take photographs and make a visual inspection of the enemy rear area.

**STANDARD:** The OPFOR element gathers photograph intelligence of the enemy. 1. Photographs the assigned sectors. 2. Makes quick visual checks where the ceiling is low. 3. Locates enemy positions in the area, particularly support and storage bases, and command and control (C2) facilities. 4. Sustains no loss of aircraft. 5. Reports priority intelligence requirements (PIR) and other information requirements to the OPFOR HQ.

**TASK:** Gather Intelligence (5-OPFOR-0011)

**CONDITION:** The opposing forces (OPFOR) small element, operating in the rear area, is planning attacks on enemy bases. Information is needed to complete the plans.

**STANDARD:** The OPFOR element infiltrates, gathers intelligence information, and submits its findings to the command. 1. Identifies all priority intelligence requirements (PIR) and other intelligence requirements. 2. Passes through any outpost, defensive wire, or warning devices undetected. 3. Moves to an observation point that offers cover and concealment and is clear enough to gather PIR and other intelligence requirements. 4. Gathers all PIR and other intelligence requirements. 5. Withdraws from the area undetected. 6. Reports all information to the OPFOR headquarters (HQ).

**TASK:** Defend a Minefield (5-OPFOR-0023)

**CONDITION:** The enemy is conducting a minefield sweeping operation. The opposing forces (OPFOR) element has a minefield placed in the enemy's path. The minefield is under constant observation and fire.

**STANDARD:** The OPFOR element defends a minefield against an enemy element conducting a minefield sweeping operation. 1. Prevents the unit from detecting the obstacle. 2. Disrupts the minefield sweeping operation. 3. Prevents the unit from conducting the minefield sweeping operation, prevents the unit from moving all personnel through the breach or delays the completion of the minefield sweeping operation for more than 45 minutes.

**TASK:** Disrupt a Route Reconnaissance (5-OPFOR-0021)

**CONDITION:** The enemy is conducting a route reconnaissance. The opposing forces (OPFOR) element is positioned along the enemy's route.

**STANDARD:** The OPFOR element attempts to disrupt a squad/section conducting a route reconnaissance. 1. Prevents the unit from meeting its specified time schedule. 2. Forces the unit to deviate from its specified route. 3. Prevents the unit from reaching its assigned destination. 4. Surprises the squad/section. 5. Inflicts casualties on the unit.

**TASK:** Maintain Contact (5-OPFOR-0003)

**CONDITION:** The opposing forces (OPFOR) element is engaged with enemy base defense forces. The enemy forces are withdrawing under pressure.

**STANDARD:** The OPFOR element maintains enemy contact while the enemy withdraws. 1. Engages the enemy forces decisively. 2. Advances the OPFOR as the enemy forces withdraw. 3. Inflicts heavy casualties. 4. Captures the members of the enemy force. 5. Captures documents and equipment. 6. Safeguards captured documents, equipment, and personnel.

**TASK:** Conduct a Raid (5-OPFOR-0004)

**CONDITION:** The opposing forces (OPFOR) element has occupied an objective rally point and has orders to conduct a raid on a combat service support (CSS) base.

**STANDARD:** The OPFOR element infiltrates the enemy's base and destroys all of the targets. 1. Surprises the enemy forces. 2. Assaults the support base and accomplishes the assigned tasks. 3. Destroys the specified equipment and supplies. 4. Avoids being decisively engaged. 5. Withdraws all personnel from the objective areas within the time prescribed. 6. Obtains all priority intelligence requirements (PIR) from the raid site. 7. Sustains only light casualties from enemy fire.

**TASK:** Disrupt a Net Control Station (NCS) (5-OPFOR-0019)

**CONDITION:** The enemy has established a NCS. The opposing forces (OPFOR) element has radio and jamming equipment.

**STANDARD:** The OPFOR element attempts to disrupt an NCS. 1. Attempts to locate the radio frequency that the unit is operating on. 2. Attempts to enter the radio net. 3. Attempts to issue "bogus" orders to a unit on the net. 4. Jams the radio frequency and forces the unit to go to an alternate frequency.

**TASK:** Disrupt Construction of Vehicle Fighting Positions (5-OPFOR-0020)

**CONDITION:** The opposing forces (OPFOR) element has located the enemy. The priority intelligence requirements (PIR) and other intelligence obtained by OPFOR patrols indicate the enemy is constructing vehicle fighting positions within its defensive area. The OPFOR element has automatic and antiarmor weapons and light mortars.

**STANDARD:** The OPFOR element attempts to disrupt the enemy's efforts to establish vehicle fighting positions. 1. Locates the defensive area. 2. Surprises the main body. 3. Penetrates the defensive area with squad-size probes. 4. Inflicts casualties on the unit. 5. Destroys vehicles. 6. Disrupts the unit's preparations (prevents or delays beyond the unit's allotted time).

**TASK:** Defeat Obstacles (5-OPFOR-0009)

**CONDITION:** The opposing forces (OPFOR) element encounters an obstacle that blocks the avenue of approach as it advances upon the enemy forces.

**STANDARD:** The OPFOR element bypasses or breaches the enemy obstacle. 1. Detects the obstacle before halting its main body. 2. Defeats the obstacle. a. Bypasses the obstacle without entering the engagement areas. b. Breaches the obstacle within 45 minutes and passes its entire force through the obstacle. 3. Does not incur degradation to the point that the mission must be discontinued.

**TASK:** Disrupt an Engineer Reconnaissance (5-OPFOR-0022)

**CONDITION:** The enemy is conducting an engineer reconnaissance. The opposing forces (OPFOR) element is positioned along the enemy's route.

**STANDARD:** The OPFOR element disrupts an engineer reconnaissance. 1. Prevents the unit from meeting its specified time schedule. 2. Forces the unit to deviate from its specified route. 3. Prevents the unit from accomplishing its assigned engineer reconnaissance. 4. Surprises the unit conducting the reconnaissance.

**TASK:** Conduct Terrorist and Saboteur Attacks (5-OPFOR-0005)

**CONDITION:** The opposing forces (OPFOR) element dispatches small teams into the enemy's rear area to disrupt combat service support (CSS) operations.

**STANDARD:** The enemy sustains disrupted command and control (C2), destroyed equipment and supplies, and light casualties. 1. Locates rear support bases and C2 facilities. 2. Delays and disrupts CSS operations through probes. 3. Infiltrates CSS bases to conduct sabotage and terrorist activities. 4. Inflicts light casualties. 5. Destroys supplies and equipment.

**TASK:** Disrupt Defensive Preparations (5-OPFOR-0018)

**CONDITION:** The opposing forces (OPFOR) element has located the enemy. Priority intelligence requirements (PIR) and other intelligence requirements obtained by OPFOR patrols indicate that the enemy elements are establishing defensive positions. The OPFOR element has automatic and antiarmor weapons and light mortars.

**STANDARD:** The OPFOR element disrupts and delays the enemy's defensive preparations. 1. Locates and penetrates the enemy's security system. 2. Forces the enemy to delay defensive preparations. 3. Disrupts the enemy's obstacle preparations.

**TASK:** Disrupt Quartering Party Operations (5-OPFOR-0017)

**CONDITION:** The enemy is conducting quartering party operations. It has established an assembly area (AA) but has not moved in the main body.

**STANDARD:** The opposing forces (OPFOR) element attempts to disrupt quartering party operations and infiltrate the enemy's AA. 1. Locates the quartering party and the AA. 2. Surprises the main body. 3. Penetrates the AA with squad-size probes. 4. Inflicts personnel casualties and vehicle damage. 5. Disrupts the unit's preparations (prevents or delays beyond the unit's allotted time).

**TASK:** Disrupt Enemy Movement and Operations Using Tactical Nuclear Weapons (5-OPFOR-0016)

**CONDITION:** The opposing forces (OPFOR) element has located the enemy. Priority intelligence requirements (PIR) and other intelligence requirements have been obtained by OPFOR patrols. Tactical nuclear weapons are employed against key locations in the rear area.

**STANDARD:** The OPFOR element disrupts enemy movement and operations. 1. Disrupts or delays the movement of the enemy's equipment and supplies to the forward areas. 2. Destroys enemy equipment and supplies. 3. Inflicts a high rate of nuclear casualties among the enemy forces. 4. Denies the enemy the use of specified areas. 5. Contaminates the enemy's equipment and supplies.

**TASK:** Disrupt Enemy Movement and Operations Using Persistent and Nonpersistent Chemical Weapons (5-OPFOR-0015)

**CONDITION:** The opposing forces (OPFOR) element has located the enemy. Priority intelligence requirements (PIR) and other intelligence requirements have been obtained by OPFOR patrols. The OPFOR units deliver chemical agents, by means of conventional artillery weapons or aircraft, along selected supply routes and key bases in the rear area.

**STANDARD:** The OPFOR element disrupts enemy movement and operations using persistent and nonpersistent chemical weapons. 1. Delivers chemical agents in low and densely wooded areas. 2. Delays the movement of enemy supplies and equipment to the forward areas. 3. Restricts the movement of the enemy units in the rear area. 4. Channels the movement of enemy units into predesignated ambush areas. 5. Contaminates enemy supplies and equipment. 6. Inflicts a high rate of casualties on enemy forces.

**TASK:** Counter Passage of Lines (5-OPFOR-0012)

**CONDITION:** Enemy forces are in defensive positions, but they are expected to attempt passage-of-lines operations. The opposing forces (OPFOR) received orders to disrupt enemy passage-of-lines operations.

**STANDARD:** The OPFOR element delays or prevents enemy passage of lines. 1. Delays the passage. 2. Prevents the company from moving all personnel through the stationary unit. 3. Engages the main body of either the moving or the stationary unit.

**TASK:** Disrupt Movement (5-OPFOR-0014)

**CONDITION:** The enemy is expected to move through the opposing forces (OPFOR) element's area of operations. The OPFOR element has received an operation order (OPORD) or fragmentary order (FRAGO) to disrupt enemy movement. The enemy has the capability to defend with direct fire and antiarmor weapons.

**STANDARD:** The OPFOR element delays enemy movement. 1. Delays the element. 2. Forces the element to deviate from its route. 3. Prevents the element from reaching its destination. 4. Surprises the element's main body.

**TASK:** Disrupt Assembly Area (AA) Activities (5-OPFOR-0013)

**CONDITION:** Intelligence reports indicate that platoon- and company-size enemy units are operating in the opposing forces (OPFOR) area of operations. Enemy units can defend from AAs with direct fire, antiarmor weapons, and indirect fire. The enemy has close air support (CAS) and nuclear, biological, and chemical (NBC) capabilities.

**STANDARD:** The OPFOR element locates and disrupts the enemy's AA activities. 1. Locates the element's AA. 2. Probes the AA with squad- or team-size elements. 3. Inflicts more than 5 percent casualties on the element. 4. Disrupts the element's preparations (prevents or delays beyond the element's allotted time).

**TASK:** Conduct Air Attacks (5-OPFOR-0002)

**CONDITION:** The opposing forces (OPFOR) element in the rear area has forwarded the positions of the enemy support sites or the locations of moving elements. The OPFOR aircraft have been dispatched to attack enemy installations or convoys.

**STANDARD:** The OPFOR element attempts to delay, disrupt, or damage the enemy targets by air. 1. Locates the target (support sites or convoys). 2. Makes attack runs on the designated targets. 3. Inflicts heavy damage to the selected target. 4. Sustains no loss of aircraft. 5. Delays moving the force for more than one hour.

**TASK:** Attack (5-OPFOR-0001)

**CONDITION:** The opposing forces (OPFOR) element has located the enemy. The priority intelligence requirements (PIR) and other intelligence requirements have been obtained by OPFOR patrols. The OPFOR element has automatic and antiarmor weapons and light mortars.

**STANDARD:** The OPFOR element attempts to seize the terrain, vehicles, or equipment. 1. Develops an attack plan. 2. Surprises the enemy unit's main body. 3. Initiates the attack using a scheme of maneuver that exploits the enemy's flanks, gaps, and weaknesses. 4. Uses covered and concealed routes to approach the enemy forces' flanks, gaps, or weakly held areas. 5. Employs indirect fire to support the attack. 6. Penetrates enemy defenses. 7. Destroys equipment and supplies. 8. Inflicts heavy casualties. 9. Isolates the combat service support (CSS) base by blocking reinforcements. 10. Forces enemy units to displace. 11. Avoids being fixed in one position. 12. Withdraws before the CSS base is reinforced with tactical combat forces.

**TASK:** Surrender to the Capturing Unit on the Battlefield (5-OPFOR-0024)

**CONDITION:** The enemy has captured the opposing forces (OPFOR) element's soldiers, documents, and equipment sensitive to the OPFOR tactical operations.

**STANDARD:** The OPFOR soldiers retain or destroy documents and equipment. The OPFOR element surrenders documents and equipment of no tactical use to the enemy and attempts to conceal or destroy items of tactical value. The OPFOR element attempts escape and evasion. 1. Prevents the successful capture of documents and equipment. 2. Destroys documents and equipment. 3. Removes identifying markings from equipment. 4. Removes unit-identifying insignia. 5. Provides misleading information. 6. Plans an escape. 7. Delays movement to the nearest collection point. 8. Prevents safeguarding of enemy prisoners of war (EPWs) in order to cause embarrassment to the United States (US).

**ELEMENT:** Three Combat Mobility Platoons

**TASK:** Plan and Control Indirect Fire (05-3-1239)  
(FM 6-30)

**ITERATION:** 1 2 3 4 5 M (Circle)

**COMMANDER/LEADER ASSESSMENT:** T P U (Circle)

**CONDITIONS:** The platoon is supporting a maneuver task force (TF) and receives a mobility or countermobility mission. Indirect fire is available through the maneuver TF. Digital units have performed functionality checks, and systems are operational. Some iterations of this task should be performed in MOPP4.

**TASK STANDARDS:** The platoon leader prepares a target list and calls for indirect fire to suppress or destroy the enemy. The platoon leader adjusts fire within two minutes. Digital units send and receive reports and orders using frequency-modulated (FM) or digital means. The time required to perform this task is increased when conducting it in mission-oriented protection posture (MOPP) 4.

TASK STEPS AND PERFORMANCE MEASURES	GO	NO-GO
<p>* 1. The element leader analyzes the assigned mission.</p> <ul style="list-style-type: none"> <li>a. Conducted a map reconnaissance from the unit's equipment to identify mobility or countermobility mission locations.</li> <li>b. Conducted a ground reconnaissance with the supported unit's commander and the fire support team (FIST).</li> <li>c. Identified mission locations and indirect-fire targets (8-digit grid coordinates).</li> </ul> <p>* 2. The element leader coordinates with the FIST.</p> <ul style="list-style-type: none"> <li>a. Requested survey teams through the TF fire support officer (FSO) to survey mission locations.</li> <li>b. Assigned target numbers for each mobility or countermobility mission location to facilitate indirect-fire missions.</li> </ul> <p>* 3. The element leader coordinates with the FSO.</p> <ul style="list-style-type: none"> <li>a. Ensured that the target numbers were listed on the TF target list.</li> <li>b. Planned the employment of artillery-delivered scatterable minefields as follows:               <ul style="list-style-type: none"> <li>(1) Plotted the proposed minefield centerline and the right and left boundaries with 8-digit grid coordinates.</li> <li>(2) Selected mines: remote antiarmor mine (RAAM) for armored vehicles or area denial artillery munition (ADAM) for dismounted troops.</li> <li>(3) Selected the minefield density for: (a) Harassment: RAAM - 0.001, ADAM - 0.005 (b) Minefields covered by heavy direct fire: RAAM - 0.002, ADAM - 0.001 (c) Minefields covered by light direct fire: RAAM - 0.004, ADAM - 0.002.</li> </ul> </li> </ul> <p>* 4. The element leader calls for and controls indirect fire through the fire direction center (FDC).</p> <ul style="list-style-type: none"> <li>a. Determined the method of target location as follows:               <ul style="list-style-type: none"> <li>(1) Polar plot. The FDC knows the observer's location.</li> <li>(2) Grid coordinates. The FDC does not know the observer's location; however, the observer can locate the target to within 100 meters on a map.</li> </ul> </li> </ul>		



TASK STEPS AND PERFORMANCE MEASURES	GO	NO-GO
<p>(3) Shift from a known point. Both the observer and the FDC know one or more easily identifiable points.</p> <p>b. Transmitted a fire mission request through the FDC in three parts as follows:</p> <p>(1) Observer identification and warning order.</p> <p>(2) Target location.</p> <p>(3) Target description: the method of engagement, the method of fire and control, and adjustment procedures based on the target location method.</p> <p>5. The element uses indirect fire until the enemy is suppressed or destroyed.</p> <p>NOTE: Digital units send requests for fires through FM means or the Force XXI Battle Command Brigade and Below (FBCB2) System, using the combat short-form message request according to the unit's standing operating procedure (SOP).</p>		

TASK PERFORMANCE / EVALUATION SUMMARY BLOCK							
ITERATION	1	2	3	4	5	M	TOTAL
TOTAL TASK STEPS EVALUATED							
TOTAL TASK STEPS "GO"							
TRAINING STATUS "GO"/"NO-GO"							

"\*" indicates a leader task step.

#### SUPPORTING INDIVIDUAL TASKS: NONE

#### SUPPORTING COLLECTIVE TASKS

Task Number	Task Title
05-2-0100	Coordinate the Synchronization and Integration of Fire Support (FS)

#### OPFOR TASKS AND STANDARDS

**TASK:** Surrender to the Capturing Unit on the Battlefield (5-OPFOR-0024)

**CONDITION:** The enemy has captured the opposing forces (OPFOR) element's soldiers, documents, and equipment sensitive to the OPFOR tactical operations.

**STANDARD:** The OPFOR soldiers retain or destroy documents and equipment. The OPFOR element surrenders documents and equipment of no tactical use to the enemy and attempts to conceal or destroy items of tactical value. The OPFOR element attempts escape and evasion. 1. Prevents the successful capture of documents and equipment. 2. Destroys documents and equipment. 3. Removes identifying markings from equipment. 4. Removes unit-identifying insignia. 5. Provides misleading information. 6. Plans an escape. 7. Delays movement to the nearest collection point. 8. Prevents safeguarding of enemy prisoners of war (EPWs) in order to cause embarrassment to the United States (US).

**TASK:** Conduct a Raid (5-OPFOR-0004)

**CONDITION:** The opposing forces (OPFOR) element has occupied an objective rally point and has orders to conduct a raid on a combat service support (CSS) base.

**STANDARD:** The OPFOR element infiltrates the enemy's base and destroys all of the targets. 1. Surprises the enemy forces. 2. Assaults the support base and accomplishes the assigned tasks. 3. Destroys the specified equipment and supplies. 4. Avoids being decisively engaged. 5. Withdraws all personnel from the objective areas within the time prescribed. 6. Obtains all priority intelligence requirements (PIR) from the raid site. 7. Sustains only light casualties from enemy fire.

**TASK:** Conduct an Aerial Reconnaissance (5-OPFOR-0010)

**CONDITION:** The opposing forces (OPFOR) headquarters (HQ) element requires intelligence on the locations and identification of enemy elements. An aircraft is dispatched to take photographs and make a visual inspection of the enemy rear area.

**STANDARD:** The OPFOR element gathers photograph intelligence of the enemy. 1. Photographs the assigned sectors. 2. Makes quick visual checks where the ceiling is low. 3. Locates enemy positions in the area, particularly support and storage bases, and command and control (C2) facilities. 4. Sustains no loss of aircraft. 5. Reports priority intelligence requirements (PIR) and other information requirements to the OPFOR HQ.

**TASK:** Disrupt Construction of Vehicle Fighting Positions (5-OPFOR-0020)

**CONDITION:** The opposing forces (OPFOR) element has located the enemy. The priority intelligence requirements (PIR) and other intelligence obtained by OPFOR patrols indicate the enemy is constructing vehicle fighting positions within its defensive area. The OPFOR element has automatic and antiarmor weapons and light mortars.

**STANDARD:** The OPFOR element attempts to disrupt the enemy's efforts to establish vehicle fighting positions. 1. Locates the defensive area. 2. Surprises the main body. 3. Penetrates the defensive area with squad-size probes. 4. Inflicts casualties on the unit. 5. Destroys vehicles. 6. Disrupts the unit's preparations (prevents or delays beyond the unit's allotted time).

**TASK:** Defeat Obstacles (5-OPFOR-0009)

**CONDITION:** The opposing forces (OPFOR) element encounters an obstacle that blocks the avenue of approach as it advances upon the enemy forces.

**STANDARD:** The OPFOR element bypasses or breaches the enemy obstacle. 1. Detects the obstacle before halting its main body. 2. Defeats the obstacle. a. Bypasses the obstacle without entering the engagement areas. b. Breaches the obstacle within 45 minutes and passes its entire force through the obstacle. 3. Does not incur degradation to the point that the mission must be discontinued.

**TASK:** Conduct an Attack (5-OPFOR-0008)

**CONDITION:** The enemy is conducting tactical operations. The opposing forces (OPFOR) element receives orders to attack the enemy, the area of occupation, or the main supply route (MSR) with smoke.

**STANDARD:** The OPFOR element disrupts the enemy's movement and smoke operations. 1. Determines the delivery method of the smoke attack. 2. Locates the target. 3. Delivers the smoke attack downwind. 4. Attacks the enemy with smoke, and surge attacks when the enemy responds to the smoke.

**TASK:** Disrupt an Engineer Reconnaissance (5-OPFOR-0022)

**CONDITION:** The enemy is conducting an engineer reconnaissance. The opposing forces (OPFOR) element is positioned along the enemy's route.

**STANDARD:** The OPFOR element disrupts an engineer reconnaissance. 1. Prevents the unit from meeting its specified time schedule. 2. Forces the unit to deviate from its specified route. 3. Prevents the unit from accomplishing its assigned engineer reconnaissance. 4. Surprises the unit conducting the reconnaissance.

**TASK:** Conduct Terrorist and Saboteur Attacks (5-OPFOR-0005)

**CONDITION:** The opposing forces (OPFOR) element dispatches small teams into the enemy's rear area to disrupt combat service support (CSS) operations.

**STANDARD:** The enemy sustains disrupted command and control (C2), destroyed equipment and supplies, and light casualties. 1. Locates rear support bases and C2 facilities. 2. Delays and disrupts CSS operations through probes. 3. Infiltrates CSS bases to conduct sabotage and terrorist activities. 4. Inflicts light casualties. 5. Destroys supplies and equipment.

**TASK:** Maintain Contact (5-OPFOR-0003)

**CONDITION:** The opposing forces (OPFOR) element is engaged with enemy base defense forces. The enemy forces are withdrawing under pressure.

**STANDARD:** The OPFOR element maintains enemy contact while the enemy withdraws. 1. Engages the enemy forces decisively. 2. Advances the OPFOR as the enemy forces withdraw. 3. Inflicts heavy casualties. 4. Captures the members of the enemy force. 5. Captures documents and equipment. 6. Safeguards captured documents, equipment, and personnel.

**TASK:** Conduct an Ambush (5-OPFOR-0007)

**CONDITION:** The enemy is moving in a convoy. The opposing forces (OPFOR) element is positioned along the enemy's route.

**STANDARD:** The OPFOR element inflicts casualties on the enemy and causes vehicle and equipment damage. 1. Prepares an ambush site before the element arrives. 2. Surprises march element forces. 3. Inflicts heavy casualties within the designated kill zone. 4. Inflicts heavy damage to vehicles and equipment within the designated kill zone. 5. Delays the march element from reaching a specified destination for a specified period of time. 6. Withdraws on order. 7. Sustains no casualties. 8. Reports actions to superiors.

**TASK:** Disrupt a Route Reconnaissance (5-OPFOR-0021)

**CONDITION:** The enemy is conducting a route reconnaissance. The opposing forces (OPFOR) element is positioned along the enemy's route.

**STANDARD:** The OPFOR element attempts to disrupt a squad/section conducting a route reconnaissance. 1. Prevents the unit from meeting its specified time schedule. 2. Forces the unit to deviate from its specified route. 3. Prevents the unit from reaching its assigned destination. 4. Surprises the squad/section. 5. Inflicts casualties on the unit.

**TASK:** Disrupt a Net Control Station (NCS) (5-OPFOR-0019)

**CONDITION:** The enemy has established a NCS. The opposing forces (OPFOR) element has radio and jamming equipment.

**STANDARD:** The OPFOR element attempts to disrupt an NCS. 1. Attempts to locate the radio frequency that the unit is operating on. 2. Attempts to enter the radio net. 3. Attempts to issue "bogus" orders to a unit on the net. 4. Jams the radio frequency and forces the unit to go to an alternate frequency.

**TASK:** Disrupt Defensive Preparations (5-OPFOR-0018)

**CONDITION:** The opposing forces (OPFOR) element has located the enemy. Priority intelligence requirements (PIR) and other intelligence requirements obtained by OPFOR patrols indicate that the enemy elements are establishing defensive positions. The OPFOR element has automatic and antiarmor weapons and light mortars.

**STANDARD:** The OPFOR element disrupts and delays the enemy's defensive preparations. 1. Locates and penetrates the enemy's security system. 2. Forces the enemy to delay defensive preparations. 3. Disrupts the enemy's obstacle preparations.

**TASK:** Disrupt Quartering Party Operations (5-OPFOR-0017)

**CONDITION:** The enemy is conducting quartering party operations. It has established an assembly area (AA) but has not moved in the main body.

**STANDARD:** The opposing forces (OPFOR) element attempts to disrupt quartering party operations and infiltrate the enemy's AA. 1. Locates the quartering party and the AA. 2. Surprises the main body. 3. Penetrates the AA with squad-size probes. 4. Inflicts personnel casualties and vehicle damage. 5. Disrupts the unit's preparations (prevents or delays beyond the unit's allotted time).

**TASK:** Disrupt Enemy Movement and Operations Using Tactical Nuclear Weapons (5-OPFOR-0016)

**CONDITION:** The opposing forces (OPFOR) element has located the enemy. Priority intelligence requirements (PIR) and other intelligence requirements have been obtained by OPFOR patrols. Tactical nuclear weapons are employed against key locations in the rear area.

**STANDARD:** The OPFOR element disrupts enemy movement and operations. 1. Disrupts or delays the movement of the enemy's equipment and supplies to the forward areas. 2. Destroys enemy equipment and supplies. 3. Inflicts a high rate of nuclear casualties among the enemy forces. 4. Denies the enemy the use of specified areas. 5. Contaminates the enemy's equipment and supplies.

**TASK:** Disrupt Enemy Movement and Operations Using Persistent and Nonpersistent Chemical Weapons (5-OPFOR-0015)

**CONDITION:** The opposing forces (OPFOR) element has located the enemy. Priority intelligence requirements (PIR) and other intelligence requirements have been obtained by OPFOR patrols. The OPFOR units deliver chemical agents, by means of conventional artillery weapons or aircraft, along selected supply routes and key bases in the rear area.

**STANDARD:** The OPFOR element disrupts enemy movement and operations using persistent and nonpersistent chemical weapons. 1. Delivers chemical agents in low and densely wooded areas. 2. Delays the movement of enemy supplies and equipment to the forward areas. 3. Restricts the movement of the enemy units in the rear area. 4. Channels the movement of enemy units into predesignated ambush areas. 5. Contaminates enemy supplies and equipment. 6. Inflicts a high rate of casualties on enemy forces.

**TASK:** Counter Passage of Lines (5-OPFOR-0012)

**CONDITION:** Enemy forces are in defensive positions, but they are expected to attempt passage-of-lines operations. The opposing forces (OPFOR) received orders to disrupt enemy passage-of-lines operations.

**STANDARD:** The OPFOR element delays or prevents enemy passage of lines. 1. Delays the passage. 2. Prevents the company from moving all personnel through the stationary unit. 3. Engages the main body of either the moving or the stationary unit.

**TASK:** Disrupt Movement (5-OPFOR-0014)

**CONDITION:** The enemy is expected to move through the opposing forces (OPFOR) element's area of operations. The OPFOR element has received an operation order (OPORD) or fragmentary order (FRAGO) to disrupt enemy movement. The enemy has the capability to defend with direct fire and antiarmor weapons.

**STANDARD:** The OPFOR element delays enemy movement. 1. Delays the element. 2. Forces the element to deviate from its route. 3. Prevents the element from reaching its destination. 4. Surprises the element's main body.

**TASK:** Disrupt Assembly Area (AA) Activities (5-OPFOR-0013)

**CONDITION:** Intelligence reports indicate that platoon- and company-size enemy units are operating in the opposing forces (OPFOR) area of operations. Enemy units can defend from AAs with direct fire, antiarmor weapons, and indirect fire. The enemy has close air support (CAS) and nuclear, biological, and chemical (NBC) capabilities.

**STANDARD:** The OPFOR element locates and disrupts the enemy's AA activities. 1. Locates the element's AA. 2. Probes the AA with squad- or team-size elements. 3. Inflicts more than 5 percent casualties on the element. 4. Disrupts the element's preparations (prevents or delays beyond the element's allotted time).

**TASK:** Conduct Sniper Operations (5-OPFOR-0006)

**CONDITION:** The opposing forces (OPFOR) element has assigned snipers (regular or irregular elements) in the enemy's rear area along the main supply route (MSR) and near support sites.

**STANDARD:** The OPFOR element kills or wounds targets. 1. Sets up a well-concealed location. 2. Engages vehicle drivers or personnel on foot with short bursts of semiautomatic fire. 3. Kills or wounds selected targets. 4. Prevents the position from being discovered by enemy forces. 5. Evacuates the area without being spotted. 6. Reports all specified priority intelligence requirements (PIR) and other intelligence requirements to the OPFOR headquarters (HQ).

**TASK:** Conduct Air Attacks (5-OPFOR-0002)

**CONDITION:** The opposing forces (OPFOR) element in the rear area has forwarded the positions of the enemy support sites or the locations of moving elements. The OPFOR aircraft have been dispatched to attack enemy installations or convoys.

**STANDARD:** The OPFOR element attempts to delay, disrupt, or damage the enemy targets by air. 1. Locates the target (support sites or convoys). 2. Makes attack runs on the designated targets. 3. Inflicts heavy damage to the selected target. 4. Sustains no loss of aircraft. 5. Delays moving the force for more than one hour.

**TASK:** Attack (5-OPFOR-0001)

**CONDITION:** The opposing forces (OPFOR) element has located the enemy. The priority intelligence requirements (PIR) and other intelligence requirements have been obtained by OPFOR patrols. The OPFOR element has automatic and antiarmor weapons and light mortars.

**STANDARD:** The OPFOR element attempts to seize the terrain, vehicles, or equipment. 1. Develops an attack plan. 2. Surprises the enemy unit's main body. 3. Initiates the attack using a scheme of maneuver that exploits the enemy's flanks, gaps, and weaknesses. 4. Uses covered and concealed routes to approach the enemy forces' flanks, gaps, or weakly held areas. 5. Employs indirect fire to support the attack. 6. Penetrates enemy defenses. 7. Destroys equipment and supplies. 8. Inflicts heavy casualties. 9. Isolates the combat service support (CSS) base by blocking reinforcements. 10. Forces enemy units to displace. 11. Avoids being fixed in one position. 12. Withdraws before the CSS base is reinforced with tactical combat forces.

**TASK:** Defend a Minefield (5-OPFOR-0023)

**CONDITION:** The enemy is conducting a minefield sweeping operation. The opposing forces (OPFOR) element has a minefield placed in the enemy's path. The minefield is under constant observation and fire.

**STANDARD:** The OPFOR element defends a minefield against an enemy element conducting a minefield sweeping operation. 1. Prevents the unit from detecting the obstacle. 2. Disrupts the minefield sweeping operation. 3. Prevents the unit from conducting the minefield sweeping operation, prevents the unit from moving all personnel through the breach or delays the completion of the minefield sweeping operation for more than 45 minutes.

**ELEMENTS:** Company Headquarters  
 Three Combat Mobility Platoons  
 Nine Combat Engineer Squads  
 Mobility Support Platoon  
 Three Mobility Sections

**TASK:** Install, Operate, and Maintain a Single-Channel, Ground and Airborne Radio System (SINGARS) Frequency Hopping (FH) Net (11-5-1102.05-T01A)

(FM 24-19)

(FM 20-3)

(FM 24-18)

(FM 24-33)

(FM 24-35)

(FM 24-35-1)

**ITERATION:** 1 2 3 4 5 M (Circle)

**COMMANDER/LEADER ASSESSMENT:** T P U (Circle)

**CONDITIONS:** The team has been briefed and has extracts from the signal operation instructions (SOI) and the signal supplemental instructions (SSI), the appropriate loading devices with keys, a radio net diagram, maps, and grid coordinates. Subtasks 1 through 4 are done in the motor pool or staging area before going to the field location. Some iterations of this task should be performed in MOPP4.

**TASK STANDARDS:** The SINGARS radio sets are operational according to the tactical standing operating procedure (TACSOP) and the operation plan (OPLAN) or operation order (OPORD). The time required to perform this task is increased when conducting it in mission-oriented protection posture (MOPP) 4.

TASK STEPS AND PERFORMANCE MEASURES	GO	NO-GO
<p>* 1. The supervisor checks all radios for completeness and operability.</p> <p>a. Ensured that the vehicular and manpack systems were assembled correctly.</p> <p>WARNING: HIGH VOLTAGES EXIST AT CONNECTOR J1 ON THE MOUNTING ADAPTER. BE SURE THAT J1 IS COVERED OR CAPPED WHEN NOT IN USE.</p> <p>b. Ensured that the operator logged the amp hours (manpack system only).</p> <p>c. Ensured that the preventive-maintenance checks and services (PMCS) were completed.</p> <p>* 2. The supervisor selects the site.</p> <p>a. Selected the primary and alternate locations within the general site.</p> <p>b. Established and maintained camouflage discipline.</p> <p>c. Ensured that the location provided effective use of the terrain in an electronic warfare (EW) environment.</p> <p>d. Ensured that the location avoided interference from power lines and other friendly sources of frequency interference.</p> <p>3. Net members perform pre-mission checks for a SINGARS FH cold-start net opening.</p> <p>a. Performed before-operation PMCS.</p> <p>b. Loaded the transmission security key (TSK) using MX-10579 or MS-18290 (nonintegrated communications security [non-ICOM] only).</p> <p>c. Loaded the hop set using MX-18290 (integrated communications security [ICOM] only).</p> <p>d. Loaded the traffic encryption key (TEK) using KYK-13.</p> <p>4. The net control station (NCS) performs pre-mission checks for SINGARS FH cold-start net opening.</p> <p>a. Performed preoperational PMCS.</p>		

TASK STEPS AND PERFORMANCE MEASURES	GO	NO-GO
<ul style="list-style-type: none"> <li>b. Loaded the TSK and the hop set using MX-10579 or MX18290 (non-ICOM only).</li> <li>c. Loaded the hop set using MX-18290 (ICOM only).</li> <li>d. Loaded the TEK using KYK-13.</li> <li>e. Loaded the FH sync-time according to the SOI/SSI.</li> <li>f. Loaded the cue frequency.</li> <li>g. Directed the alternate NCS to load the cue frequency as required.</li> <li>h. Changed the net identification according to the SOI/SSI.</li> </ul> <p>5. The NCS opens the net.</p> <ul style="list-style-type: none"> <li>a. Issued the net call in the secure mode on the MAN channel.</li> <li>b. Issued and sent the electronic countercountermeasures [ECCM] remote fill (ERF) instructions.</li> <li>c. Set the channel switch to the hop set channel and issued the net call.</li> <li>d. Opened the net.</li> <li>e. Reset the channel switch to MAN and called missing net members.</li> <li>f. Repeated the cold start.</li> <li>g. Set the FCTN switch to SQ ON.</li> </ul> <p>6. Net members enter the net.</p> <ul style="list-style-type: none"> <li>a. Responded in the correct sequence to the net call.</li> <li>b. Stored the ERF, set the channel switch to the hop set channel, reset the channel switch to MAN, and set the FCTN switch to SQ ON.</li> <li>c. Responded in sequence to the NCS call.</li> <li>d. Reset the channel switch to MAN and the FCTN switch to LO if the member missed the ERF or heard no communications on the hop set channel.</li> <li>e. Responded in sequence to the NCS call.</li> </ul> <p>7. Net members perform the late net entry (LNE), cue, and ERF method.</p> <ul style="list-style-type: none"> <li>a. Performed pre-mission checks for an FH cold start.</li> <li>b. Loaded the cue frequency according to the SOI/SSI.</li> <li>c. Initiated the cue call.</li> <li>d. Reported into the net.</li> <li>e. Switched to the MAN channel and conducted the cold-start net opening.</li> </ul> <p>8. Net members use proper radio procedures.</p> <ul style="list-style-type: none"> <li>a. Kept the length and the number of transmissions to a minimum.</li> <li>b. Used the lowest power setting required to communicate.</li> <li>c. Used authorized call signs and frequencies.</li> <li>d. Observed periods of radio-listening silence.</li> <li>e. Operated on a random schedule.</li> <li>f. Adhered to net discipline.</li> </ul> <p>9. Team members recognize different types of interference.</p> <ul style="list-style-type: none"> <li>a. Checked the RT signal (SIG) display when it was not transmitting. If the display was constantly or intermittently higher than 1, then the members disconnected the antenna to determine if the interference was internal or external.</li> <li>b. Initiated the ECCM for external symptoms.</li> </ul> <p>10. Team members initiate ECCM actions.</p> <ul style="list-style-type: none"> <li>a. Continued to operate.</li> <li>b. Did not disclose the effectiveness of the jamming in the clear.</li> <li>c. Reduced the transmission speed.</li> <li>d. Increased the transmitter power.</li> <li>e. Relocated the antenna.</li> </ul>		



TASK STEPS AND PERFORMANCE MEASURES	GO	NO-GO
<p>f. Prepared and forwarded a meaconing, intrusion, jamming, and interference (MIJI) feeder report to the supervisor in the United States message text format (USMTF).</p> <p>11. Team members extend the range of the radio station.</p> <p>a. Inspected the OE-254 for serviceability.</p> <p>b. Installed the OE-254 antenna using the team method.</p> <p>c. Accomplished the transaction from the whip antenna to the OE-254 without unnecessary interruption of service.</p> <p>12. The retransmission team establishes a retransmission site.</p> <p>a. Installed and connected the OE-254 antennas.</p> <p>b. Performed preoperational PMCS.</p> <p>c. Loaded the CMD NET MAN frequency in radio C.</p> <p>d. Loaded the CMD NET MAN and cue frequencies in radio D.</p> <p>e. Loaded the TSK and the TEK into both radios (non-ICOM only).</p> <p>f. Loaded the hop set and the TEK into both radios (ICOM only).</p> <p>g. Cued the LNE using radio D.</p> <p>h. Stored the ERF into both radios.</p> <p>i. Changed radio D to RTS MAN and cue frequencies and TRS net ID.</p> <p>j. Set the FCTN switches of radios C and D to RXMT.</p> <p>13. Team members initiate the net radio interface (NRI) call.</p> <p>a. Called the NRI operator on the NRI hop set channel, or initiated a cue call on the net control interface (NCI) cue channel, as required.</p> <p>b. Switched to NRI MAN channel.</p> <p>c. Established communications on the NRI hop set channel.</p> <p>d. Identified the telephone subscriber by call sign or telephone number.</p> <p>14. Team members maintain the SINCGARS radio net.</p> <p>a. Performed PMCS, as required.</p> <p>b. Performed fault isolation, as required.</p> <p>c. Performed user-level maintenance, as required.</p> <p>d. Evacuated the faulty equipment, as required.</p> <p>e. Completed the necessary entries in the maintenance record.</p> <p>f. Reported all uncorrected deficiencies to the immediate supervisor.</p> <p>15. The NCS closes the net.</p> <p>a. Called the net and issued closedown instructions.</p> <p>b. Acknowledged the net members.</p> <p>c. Received acknowledgement in the correct sequence.</p> <p>d. Performed after-operation PMCS.</p>		

TASK PERFORMANCE / EVALUATION SUMMARY BLOCK							
ITERATION	1	2	3	4	5	M	TOTAL
TOTAL TASK STEPS EVALUATED							
TOTAL TASK STEPS "GO"							
TRAINING STATUS "GO"/"NO-GO"							

"" indicates a leader task step.

**SUPPORTING INDIVIDUAL TASKS: NONE**

**SUPPORTING COLLECTIVE TASKS: NONE**

**OPFOR TASKS AND STANDARDS**

**TASK:** Disrupt a Route Reconnaissance (5-OPFOR-0021)

**CONDITION:** The enemy is conducting a route reconnaissance. The opposing forces (OPFOR) element is positioned along the enemy's route.

**STANDARD:** The OPFOR element attempts to disrupt a squad/section conducting a route reconnaissance. 1. Prevents the unit from meeting its specified time schedule. 2. Forces the unit to deviate from its specified route. 3. Prevents the unit from reaching its assigned destination. 4. Surprises the squad/section. 5. Inflicts casualties on the unit.

**TASK:** Conduct an Aerial Reconnaissance (5-OPFOR-0010)

**CONDITION:** The opposing forces (OPFOR) headquarters (HQ) element requires intelligence on the locations and identification of enemy elements. An aircraft is dispatched to take photographs and make a visual inspection of the enemy rear area.

**STANDARD:** The OPFOR element gathers photograph intelligence of the enemy. 1. Photographs the assigned sectors. 2. Makes quick visual checks where the ceiling is low. 3. Locates enemy positions in the area, particularly support and storage bases, and command and control (C2) facilities. 4. Sustains no loss of aircraft. 5. Reports priority intelligence requirements (PIR) and other information requirements to the OPFOR HQ.

**TASK:** Conduct a Raid (5-OPFOR-0004)

**CONDITION:** The opposing forces (OPFOR) element has occupied an objective rally point and has orders to conduct a raid on a combat service support (CSS) base.

**STANDARD:** The OPFOR element infiltrates the enemy's base and destroys all of the targets. 1. Surprises the enemy forces. 2. Assaults the support base and accomplishes the assigned tasks. 3. Destroys the specified equipment and supplies. 4. Avoids being decisively engaged. 5. Withdraws all personnel from the objective areas within the time prescribed. 6. Obtains all priority intelligence requirements (PIR) from the raid site. 7. Sustains only light casualties from enemy fire.

**TASK:** Defeat Obstacles (5-OPFOR-0009)

**CONDITION:** The opposing forces (OPFOR) element encounters an obstacle that blocks the avenue of approach as it advances upon the enemy forces.

**STANDARD:** The OPFOR element bypasses or breaches the enemy obstacle. 1. Detects the obstacle before halting its main body. 2. Defeats the obstacle. a. Bypasses the obstacle without entering the engagement areas. b. Breaches the obstacle within 45 minutes and passes its entire force through the obstacle. 3. Does not incur degradation to the point that the mission must be discontinued.

**TASK:** Conduct an Attack (5-OPFOR-0008)

**CONDITION:** The enemy is conducting tactical operations. The opposing forces (OPFOR) element receives orders to attack the enemy, the area of occupation, or the main supply route (MSR) with smoke.

**STANDARD:** The OPFOR element disrupts the enemy's movement and smoke operations. 1. Determines the delivery method of the smoke attack. 2. Locates the target. 3. Delivers the smoke attack downwind. 4. Attacks the enemy with smoke, and surge attacks when the enemy responds to the smoke.

**TASK:** Disrupt Construction of Vehicle Fighting Positions (5-OPFOR-0020)

**CONDITION:** The opposing forces (OPFOR) element has located the enemy. The priority intelligence requirements (PIR) and other intelligence obtained by OPFOR patrols indicate the enemy is constructing vehicle fighting positions within its defensive area. The OPFOR element has automatic and antiarmor weapons and light mortars.

**STANDARD:** The OPFOR element attempts to disrupt the enemy's efforts to establish vehicle fighting positions. 1. Locates the defensive area. 2. Surprises the main body. 3. Penetrates the defensive area with squad-size probes. 4. Inflicts casualties on the unit. 5. Destroys vehicles. 6. Disrupts the unit's preparations (prevents or delays beyond the unit's allotted time).

**TASK:** Disrupt an Engineer Reconnaissance (5-OPFOR-0022)

**CONDITION:** The enemy is conducting an engineer reconnaissance. The opposing forces (OPFOR) element is positioned along the enemy's route.

**STANDARD:** The OPFOR element disrupts an engineer reconnaissance. 1. Prevents the unit from meeting its specified time schedule. 2. Forces the unit to deviate from its specified route. 3. Prevents the unit from accomplishing its assigned engineer reconnaissance. 4. Surprises the unit conducting the reconnaissance.

**TASK:** Conduct Terrorist and Saboteur Attacks (5-OPFOR-0005)

**CONDITION:** The opposing forces (OPFOR) element dispatches small teams into the enemy's rear area to disrupt combat service support (CSS) operations.

**STANDARD:** The enemy sustains disrupted command and control (C2), destroyed equipment and supplies, and light casualties. 1. Locates rear support bases and C2 facilities. 2. Delays and disrupts CSS operations through probes. 3. Infiltrates CSS bases to conduct sabotage and terrorist activities. 4. Inflicts light casualties. 5. Destroys supplies and equipment.

**TASK:** Defend a Minefield (5-OPFOR-0023)

**CONDITION:** The enemy is conducting a minefield sweeping operation. The opposing forces (OPFOR) element has a minefield placed in the enemy's path. The minefield is under constant observation and fire.

**STANDARD:** The OPFOR element defends a minefield against an enemy element conducting a minefield sweeping operation. 1. Prevents the unit from detecting the obstacle. 2. Disrupts the minefield sweeping operation. 3. Prevents the unit from conducting the minefield sweeping operation, prevents the unit from moving all personnel through the breach or delays the completion of the minefield sweeping operation for more than 45 minutes.

**TASK:** Conduct an Ambush (5-OPFOR-0007)

**CONDITION:** The enemy is moving in a convoy. The opposing forces (OPFOR) element is positioned along the enemy's route.

**STANDARD:** The OPFOR element inflicts casualties on the enemy and causes vehicle and equipment damage. 1. Prepares an ambush site before the element arrives. 2. Surprises march element forces. 3. Inflicts heavy casualties within the designated kill zone. 4. Inflicts heavy damage to vehicles and equipment within the designated kill zone. 5. Delays the march element from reaching a specified destination for a specified period of time. 6. Withdraws on order. 7. Sustains no casualties. 8. Reports actions to superiors.

**TASK:** Maintain Contact (5-OPFOR-0003)

**CONDITION:** The opposing forces (OPFOR) element is engaged with enemy base defense forces. The enemy forces are withdrawing under pressure.

**STANDARD:** The OPFOR element maintains enemy contact while the enemy withdraws. 1. Engages the enemy forces decisively. 2. Advances the OPFOR as the enemy forces withdraw. 3. Inflicts heavy casualties. 4. Captures the members of the enemy force. 5. Captures documents and equipment. 6. Safeguards captured documents, equipment, and personnel.

**TASK:** Surrender to the Capturing Unit on the Battlefield (5-OPFOR-0024)

**CONDITION:** The enemy has captured the opposing forces (OPFOR) element's soldiers, documents, and equipment sensitive to the OPFOR tactical operations.

**STANDARD:** The OPFOR soldiers retain or destroy documents and equipment. The OPFOR element surrenders documents and equipment of no tactical use to the enemy and attempts to conceal or destroy items of tactical value. The OPFOR element attempts escape and evasion. 1. Prevents the successful capture of documents and equipment. 2. Destroys documents and equipment. 3. Removes identifying markings from equipment. 4. Removes unit-identifying insignia. 5. Provides misleading information. 6. Plans an escape. 7. Delays movement to the nearest collection point. 8. Prevents safeguarding of enemy prisoners of war (EPWs) in order to cause embarrassment to the United States (US).

**TASK:** Disrupt a Net Control Station (NCS) (5-OPFOR-0019)

**CONDITION:** The enemy has established a NCS. The opposing forces (OPFOR) element has radio and jamming equipment.

**STANDARD:** The OPFOR element attempts to disrupt an NCS. 1. Attempts to locate the radio frequency that the unit is operating on. 2. Attempts to enter the radio net. 3. Attempts to issue "bogus" orders to a unit on the net. 4. Jams the radio frequency and forces the unit to go to an alternate frequency.

**TASK:** Disrupt Defensive Preparations (5-OPFOR-0018)

**CONDITION:** The opposing forces (OPFOR) element has located the enemy. Priority intelligence requirements (PIR) and other intelligence requirements obtained by OPFOR patrols indicate that the enemy elements are establishing defensive positions. The OPFOR element has automatic and antiarmor weapons and light mortars.

**STANDARD:** The OPFOR element disrupts and delays the enemy's defensive preparations. 1. Locates and penetrates the enemy's security system. 2. Forces the enemy to delay defensive preparations. 3. Disrupts the enemy's obstacle preparations.

**TASK:** Disrupt Enemy Movement and Operations Using Tactical Nuclear Weapons (5-OPFOR-0016)

**CONDITION:** The opposing forces (OPFOR) element has located the enemy. Priority intelligence requirements (PIR) and other intelligence requirements have been obtained by OPFOR patrols. Tactical nuclear weapons are employed against key locations in the rear area.

**STANDARD:** The OPFOR element disrupts enemy movement and operations. 1. Disrupts or delays the movement of the enemy's equipment and supplies to the forward areas. 2. Destroys enemy equipment and supplies. 3. Inflicts a high rate of nuclear casualties among the enemy forces. 4. Denies the enemy the use of specified areas. 5. Contaminates the enemy's equipment and supplies.

**TASK:** Disrupt Quartering Party Operations (5-OPFOR-0017)

**CONDITION:** The enemy is conducting quartering party operations. It has established an assembly area (AA) but has not moved in the main body.

**STANDARD:** The opposing forces (OPFOR) element attempts to disrupt quartering party operations and infiltrate the enemy's AA. 1. Locates the quartering party and the AA. 2. Surprises the main body. 3. Penetrates the AA with squad-size probes. 4. Inflicts personnel casualties and vehicle damage. 5. Disrupts the unit's preparations (prevents or delays beyond the unit's allotted time).

**TASK:** Disrupt Enemy Movement and Operations Using Persistent and Nonpersistent Chemical Weapons (5-OPFOR-0015)

**CONDITION:** The opposing forces (OPFOR) element has located the enemy. Priority intelligence requirements (PIR) and other intelligence requirements have been obtained by OPFOR patrols. The OPFOR units deliver chemical agents, by means of conventional artillery weapons or aircraft, along selected supply routes and key bases in the rear area.

**STANDARD:** The OPFOR element disrupts enemy movement and operations using persistent and nonpersistent chemical weapons. 1. Delivers chemical agents in low and densely wooded areas. 2. Delays the movement of enemy supplies and equipment to the forward areas. 3. Restricts the movement of the enemy units in the rear area. 4. Channels the movement of enemy units into predesignated ambush areas. 5. Contaminates enemy supplies and equipment. 6. Inflicts a high rate of casualties on enemy forces.

**TASK:** Disrupt Movement (5-OPFOR-0014)

**CONDITION:** The enemy is expected to move through the opposing forces (OPFOR) element's area of operations. The OPFOR element has received an operation order (OPORD) or fragmentary order (FRAGO) to disrupt enemy movement. The enemy has the capability to defend with direct fire and antiarmor weapons.

**STANDARD:** The OPFOR element delays enemy movement. 1. Delays the element. 2. Forces the element to deviate from its route. 3. Prevents the element from reaching its destination. 4. Surprises the element's main body.

**TASK:** Counter Passage of Lines (5-OPFOR-0012)

**CONDITION:** Enemy forces are in defensive positions, but they are expected to attempt passage-of-lines operations. The opposing forces (OPFOR) received orders to disrupt enemy passage-of-lines operations.

**STANDARD:** The OPFOR element delays or prevents enemy passage of lines. 1. Delays the passage. 2. Prevents the company from moving all personnel through the stationary unit. 3. Engages the main body of either the moving or the stationary unit.

**TASK:** Disrupt Assembly Area (AA) Activities (5-OPFOR-0013)

**CONDITION:** Intelligence reports indicate that platoon- and company-size enemy units are operating in the opposing forces (OPFOR) area of operations. Enemy units can defend from AAs with direct fire, antiarmor weapons, and indirect fire. The enemy has close air support (CAS) and nuclear, biological, and chemical (NBC) capabilities.

**STANDARD:** The OPFOR element locates and disrupts the enemy's AA activities. 1. Locates the element's AA. 2. Probes the AA with squad- or team-size elements. 3. Inflicts more than 5 percent casualties on the element. 4. Disrupts the element's preparations (prevents or delays beyond the element's allotted time).

**TASK:** Attack (5-OPFOR-0001)

**CONDITION:** The opposing forces (OPFOR) element has located the enemy. The priority intelligence requirements (PIR) and other intelligence requirements have been obtained by OPFOR patrols. The OPFOR element has automatic and antiarmor weapons and light mortars.

**STANDARD:** The OPFOR element attempts to seize the terrain, vehicles, or equipment. 1. Develops an attack plan. 2. Surprises the enemy unit's main body. 3. Initiates the attack using a scheme of maneuver that exploits the enemy's flanks, gaps, and weaknesses. 4. Uses covered and concealed routes to approach the enemy forces' flanks, gaps, or weakly held areas. 5. Employs indirect fire to support the attack. 6. Penetrates enemy defenses. 7. Destroys equipment and supplies. 8. Inflicts heavy casualties. 9. Isolates the combat service support (CSS) base by blocking reinforcements. 10. Forces enemy units to displace. 11. Avoids being fixed in one position. 12. Withdraws before the CSS base is reinforced with tactical combat forces.

**TASK:** Conduct Sniper Operations (5-OPFOR-0006)

**CONDITION:** The opposing forces (OPFOR) element has assigned snipers (regular or irregular elements) in the enemy's rear area along the main supply route (MSR) and near support sites.

**STANDARD:** The OPFOR element kills or wounds targets. 1. Sets up a well-concealed location. 2. Engages vehicle drivers or personnel on foot with short bursts of semiautomatic fire. 3. Kills or wounds selected targets. 4. Prevents the position from being discovered by enemy forces. 5. Evacuates the area without being spotted. 6. Reports all specified priority intelligence requirements (PIR) and other intelligence requirements to the OPFOR headquarters (HQ).

**TASK:** Conduct Air Attacks (5-OPFOR-0002)

**CONDITION:** The opposing forces (OPFOR) element in the rear area has forwarded the positions of the enemy support sites or the locations of moving elements. The OPFOR aircraft have been dispatched to attack enemy installations or convoys.

**STANDARD:** The OPFOR element attempts to delay, disrupt, or damage the enemy targets by air. 1. Locates the target (support sites or convoys). 2. Makes attack runs on the designated targets. 3. Inflicts heavy damage to the selected target. 4. Sustains no loss of aircraft. 5. Delays moving the force for more than one hour.

**ELEMENT:** Mobility Support Platoon

**TASK:** Maintain Platoon Strength (12-3-0001.05-T01A)  
(FM 12-6)

**ITERATION:** 1 2 3 4 5 M (Circle)

**COMMANDER/LEADER ASSESSMENT:** T P U (Circle)

**CONDITIONS:** Casualties have occurred and replacements are arriving. A lull in the battle has occurred. Digital units have performed functionality checks, and systems are operational. Some iterations of this task should be performed in MOPP4.

**TASK STANDARDS:** A personnel status report (PSR), which accounts for all platoon personnel, is provided daily or as required. Digital units send and receive reports and orders using frequency-modulated (FM) or digital means. The time required to perform this task is increased when conducting it in mission-oriented protection posture (MOPP) 4.

TASK STEPS AND PERFORMANCE MEASURES	GO	NO-GO
1. Element members take immediate action. <ul style="list-style-type: none"> <li>a. Performed first aid on wounded soldiers.</li> <li>b. Requested medical aid, as needed.</li> </ul>		
* 2. Element leaders report the squad's personnel status. <ul style="list-style-type: none"> <li>a. Accounted for all assigned or attached personnel.</li> <li>b. Prepared Department of the Army (DA) Form 1156 for killed or wounded soldiers (body under United States [US] control).</li> <li>c. Prepared DA Form 1155 for captured or missing soldiers (body not under US control).</li> <li>d. Forwarded reports and completed forms to the company command post (CP).</li> </ul>		
* 3. The element leader or platoon sergeant processes strength information. <ul style="list-style-type: none"> <li>a. Recorded the situation report (SITREP) and other personnel information.</li> <li>b. Directed cross leveling to fill critical-position openings caused by casualties.</li> <li>c. Consolidated squad personnel reports.</li> <li>d. Collected casualty feeder reports and witness statements (DA Forms 1155 and 1156).</li> <li>e. Updated the battle roster and the platoon's strength-accountability system.</li> <li>f. Determined critical-replacement requirements.</li> <li>g. Prepared the strength report.</li> </ul>		
* 4. The element leader or platoon sergeant processes replacements. <ul style="list-style-type: none"> <li>a. Briefed replacements on the mission, the tactical situation, platoon policies and procedures, specific duties, and site or platoon orientation.</li> <li>b. Entered the names of soldiers onto the platoon's accountability system or battle roster.</li> <li>c. Inspected soldiers for combat-critical clothing and equipment.</li> <li>d. Arranged for the issue of missing required items of combat-critical clothing and equipment.</li> <li>e. Implemented the buddy system.</li> <li>f. Arranged for the movement of soldiers to assignments.</li> </ul>		
* 5. The element leader or platoon sergeant reports the personnel status. <ul style="list-style-type: none"> <li>a. Forwarded completed DA Forms 1155 and 1156.</li> </ul>		

TASK STEPS AND PERFORMANCE MEASURES	GO	NO-GO
b. Transmitted the strength report and other requested personnel information.		

TASK PERFORMANCE / EVALUATION SUMMARY BLOCK							
ITERATION	1	2	3	4	5	M	TOTAL
TOTAL TASK STEPS EVALUATED							
TOTAL TASK STEPS "GO"							
TRAINING STATUS "GO"/"NO-GO"							

"\*\*" indicates a leader task step.

#### SUPPORTING INDIVIDUAL TASKS

Task Number	Task Title
081-831-1005	Prevent Shock
081-831-1016	Put on a Field or Pressure Dressing

#### SUPPORTING COLLECTIVE TASKS: NONE

#### OPFOR TASKS AND STANDARDS

**TASK:** Surrender to the Capturing Unit on the Battlefield (5-OPFOR-0024)

**CONDITION:** The enemy has captured the opposing forces (OPFOR) element's soldiers, documents, and equipment sensitive to the OPFOR tactical operations.

**STANDARD:** The OPFOR soldiers retain or destroy documents and equipment. The OPFOR element surrenders documents and equipment of no tactical use to the enemy and attempts to conceal or destroy items of tactical value. The OPFOR element attempts escape and evasion. 1. Prevents the successful capture of documents and equipment. 2. Destroys documents and equipment. 3. Removes identifying markings from equipment. 4. Removes unit-identifying insignia. 5. Provides misleading information. 6. Plans an escape. 7. Delays movement to the nearest collection point. 8. Prevents safeguarding of enemy prisoners of war (EPWs) in order to cause embarrassment to the United States (US).

**TASK:** Disrupt a Route Reconnaissance (5-OPFOR-0021)

**CONDITION:** The enemy is conducting a route reconnaissance. The opposing forces (OPFOR) element is positioned along the enemy's route.

**STANDARD:** The OPFOR element attempts to disrupt a squad/section conducting a route reconnaissance. 1. Prevents the unit from meeting its specified time schedule. 2. Forces the unit to deviate from its specified route. 3. Prevents the unit from reaching its assigned destination. 4. Surprises the squad/section. 5. Inflicts casualties on the unit.

**TASK:** Conduct an Attack (5-OPFOR-0008)

**CONDITION:** The enemy is conducting tactical operations. The opposing forces (OPFOR) element receives orders to attack the enemy, the area of occupation, or the main supply route (MSR) with smoke.



**STANDARD:** The OPFOR element disrupts the enemy's movement and smoke operations. 1. Determines the delivery method of the smoke attack. 2. Locates the target. 3. Delivers the smoke attack downwind. 4. Attacks the enemy with smoke, and surge attacks when the enemy responds to the smoke.

**TASK:** Conduct a Raid (5-OPFOR-0004)

**CONDITION:** The opposing forces (OPFOR) element has occupied an objective rally point and has orders to conduct a raid on a combat service support (CSS) base.

**STANDARD:** The OPFOR element infiltrates the enemy's base and destroys all of the targets. 1. Surprises the enemy forces. 2. Assaults the support base and accomplishes the assigned tasks. 3. Destroys the specified equipment and supplies. 4. Avoids being decisively engaged. 5. Withdraws all personnel from the objective areas within the time prescribed. 6. Obtains all priority intelligence requirements (PIR) from the raid site. 7. Sustains only light casualties from enemy fire.

**TASK:** Conduct an Aerial Reconnaissance (5-OPFOR-0010)

**CONDITION:** The opposing forces (OPFOR) headquarters (HQ) element requires intelligence on the locations and identification of enemy elements. An aircraft is dispatched to take photographs and make a visual inspection of the enemy rear area.

**STANDARD:** The OPFOR element gathers photograph intelligence of the enemy. 1. Photographs the assigned sectors. 2. Makes quick visual checks where the ceiling is low. 3. Locates enemy positions in the area, particularly support and storage bases, and command and control (C2) facilities. 4. Sustains no loss of aircraft. 5. Reports priority intelligence requirements (PIR) and other information requirements to the OPFOR HQ.

**TASK:** Defeat Obstacles (5-OPFOR-0009)

**CONDITION:** The opposing forces (OPFOR) element encounters an obstacle that blocks the avenue of approach as it advances upon the enemy forces.

**STANDARD:** The OPFOR element bypasses or breaches the enemy obstacle. 1. Detects the obstacle before halting its main body. 2. Defeats the obstacle. a. Bypasses the obstacle without entering the engagement areas. b. Breaches the obstacle within 45 minutes and passes its entire force through the obstacle. 3. Does not incur degradation to the point that the mission must be discontinued.

**TASK:** Disrupt Construction of Vehicle Fighting Positions (5-OPFOR-0020)

**CONDITION:** The opposing forces (OPFOR) element has located the enemy. The priority intelligence requirements (PIR) and other intelligence obtained by OPFOR patrols indicate the enemy is constructing vehicle fighting positions within its defensive area. The OPFOR element has automatic and antiarmor weapons and light mortars.

**STANDARD:** The OPFOR element attempts to disrupt the enemy's efforts to establish vehicle fighting positions. 1. Locates the defensive area. 2. Surprises the main body. 3. Penetrates the defensive area with squad-size probes. 4. Inflicts casualties on the unit. 5. Destroys vehicles. 6. Disrupts the unit's preparations (prevents or delays beyond the unit's allotted time).

**TASK:** Disrupt an Engineer Reconnaissance (5-OPFOR-0022)

**CONDITION:** The enemy is conducting an engineer reconnaissance. The opposing forces (OPFOR) element is positioned along the enemy's route.

**STANDARD:** The OPFOR element disrupts an engineer reconnaissance. 1. Prevents the unit from meeting its specified time schedule. 2. Forces the unit to deviate from its specified route. 3. Prevents the unit from accomplishing its assigned engineer reconnaissance. 4. Surprises the unit conducting the reconnaissance.

**TASK:** Defend a Minefield (5-OPFOR-0023)

**CONDITION:** The enemy is conducting a minefield sweeping operation. The opposing forces (OPFOR) element has a minefield placed in the enemy's path. The minefield is under constant observation and fire.

**STANDARD:** The OPFOR element defends a minefield against an enemy element conducting a minefield sweeping operation. 1. Prevents the unit from detecting the obstacle. 2. Disrupts the minefield sweeping operation. 3. Prevents the unit from conducting the minefield sweeping operation, prevents the unit from moving all personnel through the breach or delays the completion of the minefield sweeping operation for more than 45 minutes.

**TASK:** Conduct Terrorist and Saboteur Attacks (5-OPFOR-0005)

**CONDITION:** The opposing forces (OPFOR) element dispatches small teams into the enemy's rear area to disrupt combat service support (CSS) operations.

**STANDARD:** The enemy sustains disrupted command and control (C2), destroyed equipment and supplies, and light casualties. 1. Locates rear support bases and C2 facilities. 2. Delays and disrupts CSS operations through probes. 3. Infiltrates CSS bases to conduct sabotage and terrorist activities. 4. Inflicts light casualties. 5. Destroys supplies and equipment.

**TASK:** Conduct Sniper Operations (5-OPFOR-0006)

**CONDITION:** The opposing forces (OPFOR) element has assigned snipers (regular or irregular elements) in the enemy's rear area along the main supply route (MSR) and near support sites.

**STANDARD:** The OPFOR element kills or wounds targets. 1. Sets up a well-concealed location. 2. Engages vehicle drivers or personnel on foot with short bursts of semiautomatic fire. 3. Kills or wounds selected targets. 4. Prevents the position from being discovered by enemy forces. 5. Evacuates the area without being spotted. 6. Reports all specified priority intelligence requirements (PIR) and other intelligence requirements to the OPFOR headquarters (HQ).

**TASK:** Maintain Contact (5-OPFOR-0003)

**CONDITION:** The opposing forces (OPFOR) element is engaged with enemy base defense forces. The enemy forces are withdrawing under pressure.

**STANDARD:** The OPFOR element maintains enemy contact while the enemy withdraws. 1. Engages the enemy forces decisively. 2. Advances the OPFOR as the enemy forces withdraw. 3. Inflicts heavy casualties. 4. Captures the members of the enemy force. 5. Captures documents and equipment. 6. Safeguards captured documents, equipment, and personnel.

**TASK:** Conduct an Ambush (5-OPFOR-0007)

**CONDITION:** The enemy is moving in a convoy. The opposing forces (OPFOR) element is positioned along the enemy's route.

**STANDARD:** The OPFOR element inflicts casualties on the enemy and causes vehicle and equipment damage. 1. Prepares an ambush site before the element arrives. 2. Surprises march element forces. 3. Inflicts heavy casualties within the designated kill zone. 4. Inflicts heavy damage to vehicles and equipment within the designated kill zone. 5. Delays the march element from reaching a specified destination for a specified period of time. 6. Withdraws on order. 7. Sustains no casualties. 8. Reports actions to superiors.

**TASK:** Disrupt a Net Control Station (NCS) (5-OPFOR-0019)

**CONDITION:** The enemy has established a NCS. The opposing forces (OPFOR) element has radio and jamming equipment.

**STANDARD:** The OPFOR element attempts to disrupt an NCS. 1. Attempts to locate the radio frequency that the unit is operating on. 2. Attempts to enter the radio net. 3. Attempts to issue "bogus" orders to a unit on the net. 4. Jams the radio frequency and forces the unit to go to an alternate frequency.

**TASK:** Disrupt Defensive Preparations (5-OPFOR-0018)

**CONDITION:** The opposing forces (OPFOR) element has located the enemy. Priority intelligence requirements (PIR) and other intelligence requirements obtained by OPFOR patrols indicate that the enemy elements are establishing defensive positions. The OPFOR element has automatic and antiarmor weapons and light mortars.

**STANDARD:** The OPFOR element disrupts and delays the enemy's defensive preparations. 1. Locates and penetrates the enemy's security system. 2. Forces the enemy to delay defensive preparations. 3. Disrupts the enemy's obstacle preparations.

**TASK:** Disrupt Enemy Movement and Operations Using Tactical Nuclear Weapons (5-OPFOR-0016)

**CONDITION:** The opposing forces (OPFOR) element has located the enemy. Priority intelligence requirements (PIR) and other intelligence requirements have been obtained by OPFOR patrols. Tactical nuclear weapons are employed against key locations in the rear area.

**STANDARD:** The OPFOR element disrupts enemy movement and operations. 1. Disrupts or delays the movement of the enemy's equipment and supplies to the forward areas. 2. Destroys enemy equipment and supplies. 3. Inflicts a high rate of nuclear casualties among the enemy forces. 4. Denies the enemy the use of specified areas. 5. Contaminates the enemy's equipment and supplies.

**TASK:** Disrupt Quartering Party Operations (5-OPFOR-0017)

**CONDITION:** The enemy is conducting quartering party operations. It has established an assembly area (AA) but has not moved in the main body.

**STANDARD:** The opposing forces (OPFOR) element attempts to disrupt quartering party operations and infiltrate the enemy's AA. 1. Locates the quartering party and the AA. 2. Surprises the main body. 3. Penetrates the AA with squad-size probes. 4. Inflicts personnel casualties and vehicle damage. 5. Disrupts the unit's preparations (prevents or delays beyond the unit's allotted time).

**TASK:** Disrupt Enemy Movement and Operations Using Persistent and Nonpersistent Chemical Weapons (5-OPFOR-0015)

**CONDITION:** The opposing forces (OPFOR) element has located the enemy. Priority intelligence requirements (PIR) and other intelligence requirements have been obtained by OPFOR patrols. The OPFOR units deliver chemical agents, by means of conventional artillery weapons or aircraft, along selected supply routes and key bases in the rear area.

**STANDARD:** The OPFOR element disrupts enemy movement and operations using persistent and nonpersistent chemical weapons. 1. Delivers chemical agents in low and densely wooded areas. 2. Delays the movement of enemy supplies and equipment to the forward areas. 3. Restricts the movement of the enemy units in the rear area. 4. Channels the movement of enemy units into predesignated ambush areas. 5. Contaminates enemy supplies and equipment. 6. Inflicts a high rate of casualties on enemy forces.

**TASK:** Disrupt Movement (5-OPFOR-0014)

**CONDITION:** The enemy is expected to move through the opposing forces (OPFOR) element's area of operations. The OPFOR element has received an operation order (OPORD) or fragmentary order (FRAGO) to disrupt enemy movement. The enemy has the capability to defend with direct fire and antiarmor weapons.

**STANDARD:** The OPFOR element delays enemy movement. 1. Delays the element. 2. Forces the element to deviate from its route. 3. Prevents the element from reaching its destination. 4. Surprises the element's main body.

**TASK:** Counter Passage of Lines (5-OPFOR-0012)

**CONDITION:** Enemy forces are in defensive positions, but they are expected to attempt passage-of-lines operations. The opposing forces (OPFOR) received orders to disrupt enemy passage-of-lines operations.

**STANDARD:** The OPFOR element delays or prevents enemy passage of lines. 1. Delays the passage. 2. Prevents the company from moving all personnel through the stationary unit. 3. Engages the main body of either the moving or the stationary unit.

**TASK:** Disrupt Assembly Area (AA) Activities (5-OPFOR-0013)

**CONDITION:** Intelligence reports indicate that platoon- and company-size enemy units are operating in the opposing forces (OPFOR) area of operations. Enemy units can defend from AAs with direct fire, antiarmor weapons, and indirect fire. The enemy has close air support (CAS) and nuclear, biological, and chemical (NBC) capabilities.

**STANDARD:** The OPFOR element locates and disrupts the enemy's AA activities. 1. Locates the element's AA. 2. Probes the AA with squad- or team-size elements. 3. Inflicts more than 5 percent casualties on the element. 4. Disrupts the element's preparations (prevents or delays beyond the element's allotted time).

**TASK:** Attack (5-OPFOR-0001)

**CONDITION:** The opposing forces (OPFOR) element has located the enemy. The priority intelligence requirements (PIR) and other intelligence requirements have been obtained by OPFOR patrols. The OPFOR element has automatic and antiarmor weapons and light mortars.

**STANDARD:** The OPFOR element attempts to seize the terrain, vehicles, or equipment. 1. Develops an attack plan. 2. Surprises the enemy unit's main body. 3. Initiates the attack using a scheme of maneuver that exploits the enemy's flanks, gaps, and weaknesses. 4. Uses covered and concealed routes to approach the enemy forces' flanks, gaps, or weakly held areas. 5. Employs indirect fire to support the attack. 6. Penetrates enemy defenses. 7. Destroys equipment and supplies. 8. Inflicts heavy casualties. 9. Isolates the combat service support (CSS) base by blocking reinforcements. 10. Forces enemy units to displace. 11. Avoids being fixed in one position. 12. Withdraws before the CSS base is reinforced with tactical combat forces.

**TASK:** Conduct Air Attacks (5-OPFOR-0002)

**CONDITION:** The opposing forces (OPFOR) element in the rear area has forwarded the positions of the enemy support sites or the locations of moving elements. The OPFOR aircraft have been dispatched to attack enemy installations or convoys.

**STANDARD:** The OPFOR element attempts to delay, disrupt, or damage the enemy targets by air. 1. Locates the target (support sites or convoys). 2. Makes attack runs on the designated targets. 3. Inflicts heavy damage to the selected target. 4. Sustains no loss of aircraft. 5. Delays moving the force for more than one hour.

## CHAPTER 6

### External Evaluation

6-1. General. An external evaluation assesses the unit's ability to perform its mission. Using units may modify this evaluation based on the METT-TC and other considerations as deemed appropriate by the commander. Selected T&EOs from Chapter 5 that involve the total unit and employ a realistic OPFOR and the use of the MILES are used for the evaluation. At the completion of the evaluation, the commander can identify the strengths and weaknesses of his unit. These strengths and weaknesses are the basis for future training and resource allocations.

6-2. Preparing the Evaluation. The commander must standardize evaluation procedures to accurately measure the unit's capabilities. Table 6-1 is a sample evaluation scenario that contains the mission as well as the appropriate tasks necessary to develop the scenario and execute the evaluation. Figure 6-1 is a graphic representation of the scenario. Selective tailoring is required because it is not possible to evaluate every task. The following procedures are suggested for developing the evaluation:

**Table 6-1. Sample Evaluation Scenario**

Event	Action	Estimated Time Allotted	Proposed Time Frame
1	Conduct Preevaluation Operations	Before start time	
2	Conduct Troop-Leading Procedures		
3	Issue a Road March Order	Day 1 - 0200 hours	2 hours
4	Conduct a Tactical Road March	0400 hours	5 hours
5	Occupy an Assembly Area	0900 hours	3 hours
<b>Module 1</b>			
6	Receive a warning order (WO)	1200 hours	2 hours
7	Support Combat Operations (Mobility)		
8	Conduct Unit Support Operations		
9	Perform Unit Maintenance Operations		
10	Conduct Administrative Operations		
11	Conduct Intelligence Operations		
<b>Module 2</b>			
12	Conduct Unit Support Operations	Day 2 - 1400 hours	
13	Receive a Warning Order		
14	Support Combat Operations (Countermobility)		
15	Perform Unit Maintenance Operations		
16	Move to an AAR Site and Conduct an AAR		
17	End Exercise (ENDEX)		

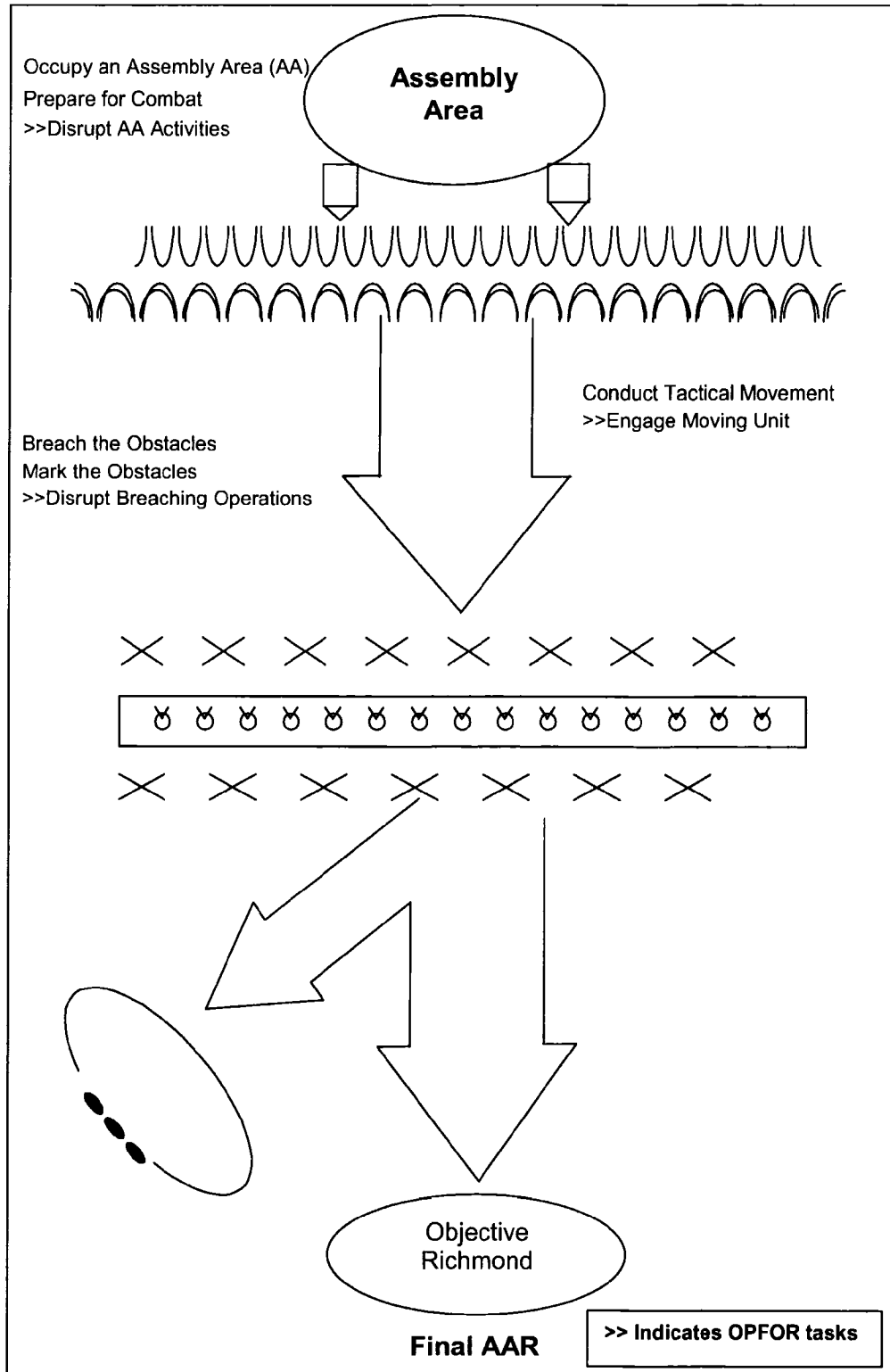


Figure 6-1. General Scenario Illustration

a. Identify the missions to be evaluated for each echelon, using Figure 2-2 in Chapter 2. Record the selected missions on the unit proficiency work sheet (UPW) in Figure 6-2.

Unit: _____		Date: _____				
No.	Unit Mission/Task	Section Squad	Section Squad	Section Squad	Section Squad	Unit Overall Rating and Remarks
		GO	GO	GO	GO	
		NO-GO	NO-GO	NO-GO	NO-GO	
		GO	GO	GO	GO	
		NO-GO	NO-GO	NO-GO	NO-GO	
		GO	GO	GO	GO	
		NO-GO	NO-GO	NO-GO	NO-GO	
		GO	GO	GO	GO	
		NO-GO	NO-GO	NO-GO	NO-GO	
		GO-	GO	GO	GO	
		NO-GO	NO-GO	NO-GO	NO-GO	
		GO	GO	GO	GO	
		NO-GO	NO-GO	NO-GO	NO-GO	
		GO	GO	GO	GO	
		NO-GO	NO-GO	NO-GO	NO-GO	
		GO	GO	GO	GO-	
		NO-GO	NO-GO	NO-GO	NO-GO	
		GO	GO	GO	GO	
		NO-GO	NO-GO	NO-GO	NO-GO	
		GO	GO	GO	GO	
		NO-GO	NO-GO	NO-GO	NO-GO	
		GO	GO	GO	GO	
		NO-GO	NO-GO	NO-GO	NO-GO	
		GO	GO	GO	GO	
		NO-GO	NO-GO	NO-GO	NO-GO	
		GO	GO	GO	GO	
		NO-GO	NO-GO	NO-GO	NO-GO	
		GO	GO	GO	GO	
		NO-GO	NO-GO	NO-GO	NO-GO	

**NOTE: If more space is required for remarks, use the back side of this form.**

Figure 6-2. Sample Unit Proficiency Work Sheet



b. List each mission on a separate task summary sheet (Figure 6-3).

[illegible]

**Figure 6-3. Sample Task Summary Sheet**

c. Select the tasks for the evaluation of every mission. List the selected tasks on the task summary sheet, which is used for recording the results of the evaluation.

d. Compile the selected missions and tasks in the order that they logically occur in the detailed scenario (Table 6-1). Group the selected missions and tasks in parts for continuous operations. The parts can be interrupted at logical points to assess the MILES casualties and to conduct in-process AARs.

6-3. **Resource Requirements and Planning Considerations.** Adequate training ammunition, equipment, and supplies must be forecasted and requisitioned. Table 6-2 is a consolidated list of the support requirements for this evaluation. It is based on experience with the scenario in Table 6-1. The evaluating HQ must prepare its own consolidated support requirements.

**Table 6-2. Sample Consolidated Support Requirements**

CONSOLIDATED SUPPORT REQUIREMENTS FOR STX 5-2-E0001			
Ammunition	DODIC	Estimated Basic Load	
5.56 mm	A080	150 rounds per rifle	
7.62 mm	A111	400 rounds per M60	
5.56 mm	A075	250 rounds per SAW	
Caliber .50	A598	250 rounds per M2	
ATWESS (AT-4)	L367	15 each per company (inert)	
Hand grenade, body, M69	G811	2 per man	
Hand grenade, fuse (practice)	G878	2 per man	
Simulators, projectile, ground burst	L598	50 per exercise	
Simulator, hand grenade, M116 series	L601	20 per squad (without live demolitions to simulate demolition) or 6 per squad	
<b>Demolitions (See note below.)</b>			
MICLIC		4 per company with 2 reloads	
Bangalore torpedo kit		1 per squad	
Charge, block TNT		50 per squad	
MDI M11, 12, 13, 14		15 each (total 60) per platoon	
MDI igniters		60 each platoon	
Time fuse		500 feet per platoon	
Satchel charge, M183		30 per platoon	
40-pound shape charge		12 per platoon	
Smoke grenades, white		60 per platoon	
Smoke pot, ground		10 per platoon	
<b>Other Items</b>			
Batteries, BA 200 (6-volt)		50 each	
Batteries, BA 3090 (9-volt)		400 each	
<b>Class IV</b>			
Concertina wire			
Mines			
MILES Equipment	Company	Evaluators	OPFOR
APC	13		13/4
Caliber .50 system	15		13/4
M240 system	2		
M19 blank firing adapter	15		13/4
M16 system	120		120/28
M60 machine-gun system	13		13/2
Controller guns		8	
Small-arms alignment fixture		2	
<b>NOTE: Ammunition and demolitions are basic loads and should be restocked (according to their use) during the exercise.</b>			

6-4. Selecting and Training Observers/Controllers. A successful evaluation depends heavily on selecting Os/Cs with the proper experience, training them to fulfill their responsibilities, and supervising them throughout the conduct of the evaluation.

6-4. Selecting and Training the Observers/Controllers. A successful evaluation depends heavily on selecting Os/Cs with the proper experience, training them to fulfill their responsibilities, and supervising them throughout the evaluation.

a. The following are minimum rank and experience requirements for Os/Cs:

- (1) The company O/C will be an officer with company command experience.
- (2) Platoon or section Os/Cs will be lieutenant or an NCO with platoon or section experience.
- (3) The recorder will be an officer or an NCO at the evaluation control HQ who receives "kill" information or results and time data from the Os/Cs.

b. A thorough knowledge of the unit's mission, organization, equipment, and doctrine is required by the Os/Cs. They must understand the overall operation of the unit and how it is integrated into and supports the force-protection operations. Team members must have a working knowledge of the common individual and collective tasks in areas such as local-defense convoy procedures, communications, and NBC. One member of the team must have detailed expertise in the NBC and local-defense common task areas. The Os/Cs should be equal in grade to the person in charge of the element they are evaluating and they should have previous experience in the position being evaluated. All team members must be able to make objective evaluations, function effectively as a team member, and state their findings in writing and briefings.

c. O/C training focuses on providing Os/Cs with a general understanding of the overall evaluation, providing each O/C with a detailed understanding of specific duties and responsibilities and on building a spirit of teamwork. The O/C training includes--

- (1) The overall evaluation design, general scenario, master-events list, and specific evaluation purposes and objectives.
- (2) The unit's METL and its linkage to the T&EOs and other materials contained in this ARTEP MTP.
- (3) The O/C team composition and general duties and responsibilities of each team member.
- (4) The detailed responsibilities of individual team members with special emphasis on the master-events-list items that are their responsibility. This includes--
  - (a) A review of written instructions and materials contained in the Os/Cs folders.
  - (b) A detailed reconnaissance of the area used for the evaluation.
  - (c) The O/C communications, and command and control (C2) systems.
  - (d) Safety procedures.
  - (e) Evaluation data-collection OPLAN and procedures.
  - (f) AAR procedures and techniques.

(5) A talk-through of the entire evaluation, which includes war-gaming all items of the master-events list in order of their occurrence and a review of each team member's responsibilities and anticipated problems.

d. The senior O/C supervises the operation of the team. He provides the team leadership, focuses his efforts on ensuring that the Os/Cs fulfill their responsibilities and adhere to the evaluation plan, resolves problems, synchronizes the efforts of the team members, ensures close coordination among team members, holds periodic team-coordination meetings, plans and orchestrates the unit's AAR, and conducts specific evaluation-team AARs.

6-5. Selecting and Training Opposing Forces. The OPFOR support for an external evaluation of the unit is limited to two squads of dismounted infantry and two to five individuals who serve as enemy agents. Although OPFOR support is only used for some tasks, proper training and employment of this force is important to ensure a proper assessment of the unit's capabilities.

a. The OPFOR commander should be a company grade officer or senior NCO who is well trained in OPFOR tactics and operations. In addition to the duties and responsibilities in leading various OPFOR elements, the OPFOR commander serves as a part-time member of the O/C team. In order to fulfill O/C responsibilities, the OPFOR commander must participate in O/C planning and training activities. He must be present during AARs.

b. OPFOR elements are trained, organized, and equipped to operate in a manner that depicts threat forces as realistically as possible. Their training includes--

- (1) Threat tactics and rules for engagement.
- (2) OPFOR missions and responsibilities.
- (3) OPFOR tasks and standards.
- (4) Threat weapons and equipment, if available.
- (5) C2.
- (6) Safety.

6-6. Conducting the Evaluation. The senior O/C has overall responsibility for conducting the evaluation. He orchestrates the overall evaluation and the support provided by the various individuals and elements that are specially selected and trained to fulfill designated functions and responsibilities.

a. Os/Cs must be free to observe, report, and record the actions of the unit.

b. The HQ two echelons above the unit being evaluated should select and train the control element for the evaluation. They issue orders, receive reports, provide feeder information, and control the OPFOR.

c. All exercise participants and supporting personnel must ensure that every facet of the evaluation is conducted in a safe manner. Personnel observing unsafe conditions must take prompt action to halt them and advise their superiors of the situation.

6-7. Recording External Evaluation Information.

a. The senior O/C is responsible for implementing the evaluation scoring system. Although the final evaluation is made up by the senior O/C, the full team participates in this process. Their reports reflect the overall ability of the combat engineer unit to accomplish its wartime missions.

b. The evaluation scoring system is based on an evaluation of the unit's performance of each mission-essential task and any other collective task contained in the overall evaluation plan. Use the following four steps for the evaluation:

- (1) Identify the ARTEP MTP T&EOs that correspond to each of the evaluation-plan tasks.
- (2) Use T&EO standards to evaluate the unit's performances of the tasks. This is done for each evaluation-plan task.
- (3) Record on the T&EO a GO for each performance measure performed to standard and a NO-GO for each performance measure not performed to standard.
- (4) Record the unit's overall capability to perform the task by using GO/NO-GO information recorded on each T&EO. Use the following definitions as guidance in making this determination:
  - (a) GO - the unit successfully accomplished the task or performance measure to standards.
  - (b) NO-GO - the unit did not accomplish the task or performance measure to standard.

c. Use other locally produced reports that are approved by the senior O/C and prescribed in the evaluation plan to collect the evaluation information. These reports assist the team in recording the information concerning the unit's capability to perform its wartime mission according to the established standards. This information will assist the senior O/C to determine the unit's overall final rating. The reports listed below can be used to collect the information.

- (1) Unit data sheet (Figure 6-4). This report records personnel and equipment status.
- (2) Environmental data sheet (Figure 6-5). This report records information concerning weather and terrain conditions present during the evaluation period.
- (3) Personnel and equipment loss report (Figure 6-6). This report records information concerning the element's personnel and equipment losses during OPFOR engagements.

<b>UNIT DATA SHEET</b>						
1. Unit designation:				Date:		
2. Unit leaders: (Circle the most correct answer.)						
Position	Rank	Time in unit (months)				
Platoon Leader	2LT/1LT	1-3	4-6	7-12	13-18	>19
Platoon Sergeant	SFC/SSG	1-3	4-6	7-12	13-18	>19
1 <sup>st</sup> Squad Leader	SSG/SGT	1-3	4-6	7-12	13-18	>19
152 <sup>nd</sup> Squad Leader	SSG/SGT	1-3	4-6	7-12	13-18	>19
3 <sup>rd</sup> Squad Leader	SSG/SGT	1-3	4-6	7-12	13-18	>19
		1-3	4-6	7-12	13-18	>19
		1-3	4-6	7-12	13-18	>19
		1-3	4-6	7-12	13-18	>19
		1-3	4-6	7-12	13-18	>19
		1-3	4-6	7-12	13-18	>19
3. Unit strength: (excluding leaders)						
4. Equipment shortages: (major items)						
5. Comments:						
Observer/controller's signature:						

Figure 6-4. Sample Unit Data Sheet

ENVIRONMENTAL DATA SHEET						
Exercise number and description:						
Date and time the exercise started:						
Date and time the exercise ended:						
1. Weather conditions: (Circle the appropriate description.)						
Clear	Partly Cloudy	Cloudy	Hazy	Rain	Snow	Fog
Other:						
Temperature:						
2. Ground conditions: (Circle the appropriate description.)						
Dry	Wet	Ice	Snow			
Other:						
3. Light conditions: (Circle the appropriate description.)						
Day	Night					
Moon phase:	1/4	1/2	3/4	Full		
Average range of visibility due to terrain:						
5. Remarks:						

Figure 6-5. Sample Environmental Data Sheet

[illegible]

**Figure 6-6. Sample Personnel and Equipment Loss Report**



6-8. **After Action Reviews.** AARs provide direct feedback to unit members by involving them in the diagnosis process and by enabling them to discover for themselves what happened during the evaluation. In this way, participants identify errors and seek solutions that increase the value of the training and reinforce learning.

a. The senior O/C is responsible for the AAR process. He coordinates the entire AAR program from the initial planning of the evaluation through the after-actions phases.

b. Key steps in the AAR process are--

(1) **Planning.** Planning for AARs is initiated in the exercise preparation activities long before the start of the action evaluation. AARs are integrated into the general scenario at logical break points and into the detailed evaluation scenario that is developed subsequently. Qualified Os/Cs are selected and trained in the AAR process as part of O/C training. This phase also includes the identification of potential AAR sites and the requisition of equipment and supplies needed to conduct the AAR.

(2) **Preparation.** AAR preparation starts with the beginning of the actual evaluation. In addition to observing the unit performing its critical tasks, this phase includes the review of the training objectives, orders, and doctrine. Final AAR site selection is completed and times and attendance are established. AAR information is gathered from applicable Os/Cs and unit personnel. The AAR is organized and rehearsed.

(3) **Conduct.** AARs are conducted at logical breakpoints in the exercise and at the end of the evaluation. When AAR participants have assembled, the AAR begins with the senior O/C introducing the session with a statement of the AAR's purpose, the establishment of the AAR's ground rules and procedures, and a restatement of the training and evaluation objectives. A successful AAR includes the following guidelines:

(a) AARs are not critiques but professional discussions of training events.

(b) The senior O/C guides the discussion in a manner that ensures that participants openly discuss the lessons.

(c) Dialogue is encouraged among Os/Cs and unit personnel.

(d) All individuals who participated in the evaluation are present for the AAR, if possible. As a minimum, every unit or element that participates in the exercise is represented.

(e) Participants discuss not only what happened, but also how it happened and how it could have been done better.

(f) Participants review the sequence of the events associated with the hazards and the risk assessment made before the exercise. As a minimum, the review should address hazards that presented themselves (but were not identified) and each incident of fratricide or near fratricide and how it could be avoided in the future.

(g) Events not directly related to major events are not examined.

(h) Participants do not offer self-serving excuses for inappropriate actions.

(i) The AAR's end result is that soldiers and leaders, through discovery learning, gain a better understanding of their individual and collective strengths and weaknesses and become more proficient in training for and performing their critical tasks.

**NOTE:** Reference materials for conducting an AAR are Training Circulars (TCs) 25-6 and 25-20, and FM 25-101.

**APPENDIX A - SAMPLE OPERATION ORDER (OPORD)**

For use of the OPORD, refer to the exercise outlined in Chapter 4 and to Figure A-1.

<b>OPERATION ORDER</b> <small>(classification)</small> <b>FOR TRAINING PURPOSES ONLY</b>	
Operation Order _____ 20_____	Copy ____ of ____ copies 25th Engineer Battalion
<b>Task Organization:</b>	
<p><b>1. SITUATION.</b></p> <p style="margin-left: 40px;">a. <b>Enemy Forces.</b> Contact with the enemy has been broken. The enemy has withdrawn deep to the rear. He being reinforced with motorized rifle forces and is preparing to counterattack within 24 hours. The enemy is expected to use nonpersistent nerve agents. Enemy air is expected to be active in the area. Latest INTSUM indicates that the enemy may have a platoon-size combat outpost in the battalion sector. Enemy units occupying the combat outpost are half strength. Counterattacking forces are expected to be full strength.</p> <p style="margin-left: 40px;">b. <b>Friendly Forces.</b> 1st Brigade conducts a passage of lines to seize Objective Richmond. On order, 1st Brigade continues the attack forward of phase line (PL) Green.</p> <p style="margin-left: 80px;">(1) Missions of units on left and right flanks, as required.</p> <p style="margin-left: 80px;">(2) Supporting engineer unit missions, as required.</p> <p style="margin-left: 80px;">(3) Supporting fires: 2nd Battalion, 61st Field Artillery, is in direct support.</p> <p><b>2. MISSION.</b> The TF conducts a passage of lines and attacks to seize and secure objective Richmond no later than 090600Z. On order, the TF prepares to continue movement forward of PL Green.</p> <p><b>3. EXECUTION.</b></p> <p style="margin-left: 40px;">a. <b>Concept of the Operation:</b> See overlay developed by the trainer in the field.</p> <p style="margin-left: 80px;">(1) <b>Maneuver.</b> TF 1-25 departs AA Red Cloud with two company teams abreast and two teams following. Team A leads on Axis Oak and is the main attack. Team B leads on Axis Pine and is supporting the attack. Teams C and D follow on Axis Oak and Pine respectively. The commander's intent is to gain contact with the enemy, and locate and fix the enemy's main body so that the brigade can conduct envelopments to destroy the enemy. It is necessary to destroy the enemies combat outposts. The unit must quickly reorganize and continue movement until the unit finds the main body. The company team that makes initial contact will attempt to fight through and destroy the enemy. If the unit cannot, they will provide a base of fire for maneuver with the remaining TF. The unit will continue movement to PL Green if no contact is gained. The unit will continue movement past PL Green on order.</p> <p style="margin-left: 80px;">(2) <b>Fire support.</b> The priority of fires is to Team A initially and then to the team that is in contact (once contact is made).</p>	

**Figure A-1. Sample OPORD**

(3) Mines, obstacles, and fortifications. Critical checkpoints and identified obstacles are shown on the obstacle overlay.

b. Subunit Missions (as required).

c. Engineer. Priority of support is to the two lead teams. On order, conduct breaching operations in support of the team in contact. Be prepared to support hasty defense on order.

d. Coordinating Instructions.

(1) Report all enemy contact.

(2) Report all enemy obstacles.

(3) Report crossing of the PLs.

(4) Additional information, as required.

4. SERVICE AND SUPPORT. Per the brigade's SOP.

5. COMMAND AND SIGNAL.

a. Command.

b. Signal.

(1) Current signal operation instructions (SOI).

(2) Radio-listening silence until initial contact is made with the enemy.

FOR TRAINING PURPOSES ONLY  
(classification)

**Figure A-1. Sample OPORD (continued)**