

Exemption 3+6 - names withheld
The attached training information
Normally would not release however
most already publically
released

[REDACTED]
From: [REDACTED] - MAJ G3
Sent: Tuesday, February 03, 2004 1:18 PM
To: [REDACTED] - PT - G3
Subject: FW: VCSA Tasker - Detainee Abuse

b6-2 all

Follow Up Flag: Follow up
Flag Status: Flagged



FT CARSON MP, TASK CONDUCT TASK PERFORM 220 mp ENCL 1.doc 220 MP validation 220MP brief.ppt Validation
EWP FOR OIF.pdf COLLECTING PT ANELD PROCESSING memo.doc recommendation.doc

MAJ [REDACTED]
G3 Training
DSN 367-[REDACTED] Comm 404-[REDACTED]

-----Original Message-----

From: 5AEOCTNG [mailto:5AEOCTNG@fifth.army.mil]
Sent: Tuesday, February 03, 2004 1:12 PM
To: [REDACTED] - MAJ G3
Cc: 5AEOCTNG; 5AEOC
Subject: FW: VCSA Tasker - Detainee Abuse

> MAJ [REDACTED]
> We have queried our divisions and the best information from OIF 1 is
> below.
> 2/91:

> > <<FT CARSON MP, EWP FOR OIF.pdf>> > > <<TASK CONDUCT COLLECTING PT
> > AND HOLDING AREA OPS.pdf>> > > <<TASK PERFORM FIELD PROCESSING OF
> > ENEMY PRISONERS OF WAR.pdf>> > > <<220 mp ENCL 1.doc>> > > <<220
> > MP validation memo.doc>> > > <<220MP brief.ppt>>
>
>
> 2/75
> <<Validation Recommendation.doc>>

> MAJ [REDACTED]
> Fifth Army EOC G3-Training Desk Officer
> DSN: 471-[REDACTED] Commercial (210)221-[REDACTED]
>

981



DEPARTMENT OF THE ARMY
2ND BRIGADE, 91ST DIVISION (TS)
1681 SPECKER AVE, BUILDING 1011
FORT CARSON, CO 80913

AFKR-TCA-TSA-PR

30 January 2004

MEMORANDUM FOR RECORD

SUBJECT: FT Carson Military Police (MP) Enemy Prisoner of War (EPW) Training for
OPERATION IRAQI FREEDOM (OIF)

1. The following MP units mobilized through Fort Carson for OIF:
 - a. 220 MP Co (Combat Support), Colorado National Guard
 - b. 438 MP Det (Law and Order), 96 Regional Readiness Command (RRC)
 - c. 396 MP Det (Law and Order), 96 RRC
 - d. 235 MP Co (Guard), South Dakota National Guard
2. Of the units listed above, only the 220 MP Co received EPW training while mobilizing at Fort Carson. EPW operations are not in the METL of the Law and Order detachments, and 235 MP Co mobilized to augment the 759 MP Bn (FT Carson's active duty MP battalion) for post security and traffic enforcement. 235 MP Co did not deploy overseas for OIF.
3. The EPW training conducted consisted of two tasks: 1) Conduct Collecting Point and Holding Area Operations (MTP # 19-313-10, Task # 19-2-31003) and 2) Perform Field Processing of EPWs (MTP # 19-313-10, Task # 19-2-31004). Specifically, training included a 2 hour block of classroom instruction on each task followed by a 1 hour block of practical exercise. Training for these tasks culminated during the conduct of an FTX from 10-13 February 2003. The unit received a "T" rating from the OC/Ts running the exercise in both tasks. However, the Company Commander rated his unit a "P" in these tasks upon completion of his post-mobilization training.
4. Furthermore, LTC [REDACTED] 2/91st TSB Deputy Commander, contacted the 220 MP Company Commander in theater via email and was told the unit was never assigned missions to conduct EPW operations.
5. POC for this memorandum is LTC [REDACTED] 719-526 [REDACTED]

b6-2all

COL. AB
Commanding

- 3 encls
1. 220 MP Training Validation memorandum
 2. Evaluated Tasks list
 3. 220 MP FTX Overview Brief

ELEMENTS: MP Platoon/Squad
Platoon HQ

TASK: Conduct Collecting Point and Holding Area Operations (19-3-31003)
(FM 19-4)

ITERATION: 1 2 3 4 5 M (Circle)

COMMANDER/LEADER ASSESSMENT: T P U (Circle)

CONDITIONS: An MP platoon has been tasked to establish and operate a collecting point or holding area. Some iterations of this task should be performed in MOPP4.

TASK STANDARDS: The platoon establishes a central collecting point or a holding area. It correctly processes EPW/CIs, dislocated civilians, and/or US military prisoners. It also maintains complete accountability of all personnel.

B2 HIGH 62-3

TASK STEPS AND PERFORMANCE MEASURES	GO	NO-GO
<p>* 1. Platoon leader initiates troop-leading procedures upon receipt of mission.</p> <p>[REDACTED]</p>		
<p>* 2. Platoon sergeant coordinates support requirements.</p> <p>[REDACTED]</p>		
<p>3. Platoon prepares for the construction of the collecting point or holding area.</p> <p>[REDACTED]</p>		

B2
HIGH
b23

B2
HIGH 62-3

TASK STEPS AND PERFORMANCE MEASURES

GO

NO-GO

6. Squads/teams guard the collecting point or holding area.

* 7. Platoon leader updates higher headquarters on status of the mission.

TASK PERFORMANCE / EVALUATION SUMMARY BLOCK

ITERATION	1	2	3	4	5	M	TOTAL
TOTAL TASK STEPS EVALUATED							
TOTAL TASK STEPS "GO"							
TRAINING STATUS "GO"/"NO-GO"							

"*" indicates a leader task step.

SUPPORTING INDIVIDUAL TASKS

References	Task Number	Task Title
	191-379-4450	SUPERVISE HANDLING OF ENEMY PERSONNEL AND EQUIPMENT AT UNIT LEVEL
STP 19-95B1-rev-SM	191-376-4108	OPERATE A DISMOUNT POINT
	191-376-5116	PERFORM A STAND-UP SEARCH OR A FRISK (PAT-DOWN)
	191-376-5117	PERFORM A PRONE SEARCH
	191-376-5119	PERFORM A WALL SEARCH
STP 19-95B24-SM-TG	191-377-4205	SUPERVISE PROCESSING OF EPW/CI AT A COLLECTING POINT OR HOLDING AREA
STP 21-24-SMCT	081-831-0101	REQUEST MEDICAL EVACUATION

220 Military Police Battalion
TECHNICAL/COLLECTIVE TRAINING

<u>TASK</u>	<u>REF</u>	<u>ASSESSMENT</u>
TCP	19-3-12002	T
TEMP RTE SIGN	19-3-12003	T
RTE R&S	19-3-11002	T
EPW COLLECTING POINT/ HOLDING AREA	19-3-31003	T
OPERATE FIELD DETENTION FACILITY	19-3-32003	T
PREP FOR CHEM ATTACK	3-3-C202	T
RESPONSE FORCE OPS	19-3-22001	T
CONVOY SECURITY	19-3-20004	T
CORDON AND SEARCH	19-3-22006	T
CRITICAL SITE SECURITY	19-3-22004	T
AREA RECON	19-3-20002	T
ZONE RECON	19-3-20003	T
BASE/BASE CLUSTER DEFENSE	19-3-22002	T
CONDUCT INTELLIGENCE OPERATIONS	19-3-52001	T
CROSS CHEM CONTAMINATED AREA	3-3C226	T
FIELD PROCESS EPW'S	19-3-31004	T
TREAT CASUALTIES	8-3-0003	T
TRANSPORT CASUALTIES	8-3-C316	T

001034



DEPARTMENT OF THE ARMY

3rd Battalion, 360th Regiment (TS) (CS/CSS)
108 Soldiers Circle, Fort Douglas
Salt Lake City, UT 84113-5030

+REPLY TO
ATTENTION OF:

AFRC-ECA-EB

18 Feb 2003

MEMORANDUM FOR Commander, 2nd Brigade, 91st Division (TS), Fort Carson, CO 80913

SUBJECT: 220 Military Police Company Post-Mobilization Training Summary.

1. I certify 220 Military Co has completed required post-mobilization training on 18 February 2003 and is prepared to deploy in support of Operation ENDURING FREEDOM.
2. 220 MP Co, Colorado Army National Guard, is a military police unit. The 220 MP Co was alerted for mobilization on 10 January 2003, conducted home station preparations from 13-23 January in Denver, Colorado, and deployed to Fort Carson, CO for post mobilization training from 24 January-18 February 2003.
3. The 220 MP Co successfully conducted 114 of 114 M-16, 120 of 123 M-9, 37 of 37 M-203, 66 of 66 MK-19, and 27 of 27 M249 qualifications, and critical NBC tasks during the post-mobilization training period. The 3 M-9 non qualifications were due to ammunition shortages and will be made up OCONUS.
4. The 220 MP Co is a mission capable unit. Following is a list of trained tasks, strengths, weaknesses, and CDR's Assessment.

<u>TASK</u>	<u>REF</u>	<u>ASSESSMENT</u>
4a. Conduct a TCP	19-3-12002	T
4b. Temp RTE Sign	19-3-12003	P
4c. EPW Collect / Hold	19-3-31003	P
4d. RTE R&S	19-3-11002	T
4e. Operate Field Det FAC	19-3-32003	P
4f. Prep for a Chem Attack	3-3C202	T
4g. Response Force Ops	19-3-22001	P
4h. Convoy Security	19-3-20004	T
4i. Cordon and Search	19-3-22006	P
4j. Critical Site Sec	19-3-22004	P
4k. Area Recon	19-3-20002	T
4l. Zone Recon	19-3-20003	T
4m. Base Cluster Defense	19-3-22002	P
4n. Conduct Intel Ops	19-3-52001	P
4o. Cross chem. Cont area	3-3C226	P
4p. Field Proc EPW	19-3-31004	P

AFRC-ECA-EB-TM VIII
SUBJECT: Trip Report

4q. Treat Casualties
4r. Transport Casualties

8-3-0003
8-3-C316

P
P

4a, d, h. The 220th is proficient in conducting Traffic Control Points (TCPs), route reconnaissance and surveillance, and convoy security after conducting multiple iterations of these tasks during the collective training phase at mob station. Planning and execution of these missions are this unit's strong points. These tasks are executed well from platoon down to squad level.

4k & l. Each platoon is well versed in conducting Area and Zone Recons. The unit conducts mounted sweeps well and they are exceptionally strong at conducting dismounted sweeps. Overall, control and execution of movement techniques are outstanding.


4m, o. The 220th is capable of conducting the Base / Base cluster defense and the crossing of a chemically contaminated area. Where the unit falls short is the coordination of the unit defense plan (within an overall base cluster defense plan) and unmasking procedures at the platoon and squad levels. Each platoon should take some time to conduct some opportunity training in these tasks. Overall the unit is capable of accomplishing these missions.

5. The 220th MP CO has outlined that the following tasks will occur OCONUS for sustainment training. Platoon and Squad level planning and execution of Cordon and Search procedures, Base / Base Cluster Coordination, and Crossing a Chemically Contaminated Area.

6. Equipment. Currently all unit ERC A shortages are due to FORSCOM shortages. By the unit CDR's assessment only the shortage of 26 of 40 CLS Bags are a concern.

7. Personnel. Unit is required to have 180 PAX and currently has 150 PAX deployable. If the unit drops below 136 PAX they will become P-3.


 b62
LTC, EN
Commander, TF ROUGH RIDER



220 MP Company POST MOB TRAINING PLAN


- UNIT COMMANDER: [REDACTED]
- TF COMMANDER: [REDACTED]
- OIC/NCOIC: [REDACTED]
- UMA: SFC [REDACTED]

b6-2



AGENDA


- MISSION
- CONCEPT OF OPERATION
- PLANNING TIMELINE
- TASK ORGANIZATION
- TRAINING CALENDAR
- TASK LIST
- CASEVAC PLAN
- RISK ASSESSMENT
- COMMO PLAN
- LOGISTICS (COST)
- WORKING ISSUES
- QUESTIONS
- GUIDANCE



MISSION


MISSION STATEMENT...To provide MP combat support to assigned area of operations with special emphasis in Area Support Operations, Maneuver and Mobility Support Operations, Force Protection, and Interment Resettlement Operations.

END STATE: Validated and trained in all collective tasks which support the 220th Commander's METL.




CONCEPT OF THE OPERATION

- Company conducted SRP, CIF, mandatory briefings from 27 JAN 03 to 31 JAN 03.
- Company conducted NBC/First Aid from 13 JAN 03 to 19 JAN 03. NBC Chamber conducted 30 JAN 03. 63 pax scheduled for NBC make-up on 18 FEB 03.
- Company conducted M16 qualification on Ranges 51, 55, and 57, 27 JAN 03; M9, M249, M203 and M1200 qualification on Range 5, 28 JAN 03; MK19 qualification on Range 103, 29 and 31 JAN 03. MK19 make-up for 12 pax on 14 FEB 03. M9 (25 pax) and M16 (6 pax) make-up on 15 FEB 03.



CONCEPT OF THE OPERATION

- Technical training consisting of MP Battle Drills were conducted on 2 Feb 03.
- Collective Task training consisting of Supervise Convoy Security, Direct Response Force Operations, Supervise MP Response to Base/Base Cluster Defense, Supervise Security of a Critical Site, Supervise EPW Holding Area, Prepare for a Chemical Attack/Respond to a Chemical Attack was conducted 3-9 FEB 03.



TIMELINE

23	24	25	26	27	28	29	30	31	1	2	3
Active	Active	Active	Active	Active	Active	Active	Active	Active	Active	Active	Active
Alert	Alert	Alert	Alert	Alert	Alert	Alert	Alert	Alert	Alert	Alert	Alert
Home Station	Home Station	Home Station	Home Station	Home Station	Home Station	Home Station	Home Station	Home Station	Home Station	Home Station	Home Station
Deployment	Deployment	Deployment	Deployment	Deployment	Deployment	Deployment	Deployment	Deployment	Deployment	Deployment	Deployment

ALERT DATE: 10 JAN 03

MOB DATE: 16 JAN 03

HOME STATION DATES: 11-23 JAN 03

MUIC DATE: 17 JAN 03

GSI: Trained

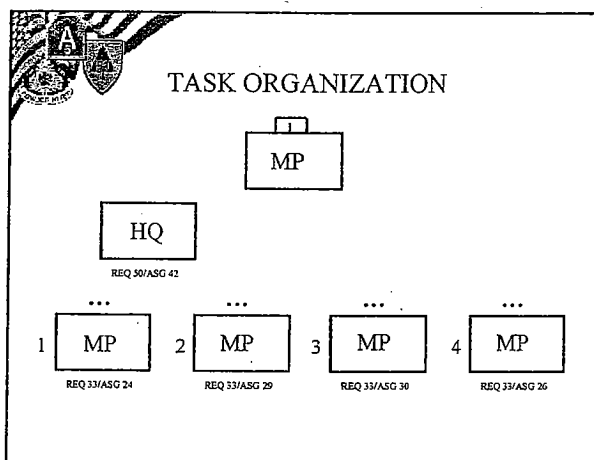
Tech Training


Collective Training

TSD Training

Recovery


Deployment





EVALUATED TASK LIST

INDIVIDUAL TASKS	TASK NUMBER
Protect yourself using your assigned mask	031-503-1035
Maintain your assigned mask	031-503-1036
React to chemical or biological hazard/attack	031-503-1019
Protect yourself with MOPP	031-503-1015
Detect chemical agents using M8 or M9 paper	031-503-1037
Perform first aid to a nerve agent injury	081-831-1044
Decontaminate using decon kits	031-503-1013
Evaluate a casualty	081-831-1000
Prevent shock	081-831-1005
Give first aid for burns	081-831-1007
Perform first aid for cold injuries	081-831-1045
Perform first aid for heat injuries	081-831-1008
Put on a field or pressure dressing	081-831-1016
Put on a tourniquet	081-831-1017
Apply a dressing to an open abdominal wound	081-831-1025
Apply a dressing to an open chest wound	081-831-1036
Apply a dressing to an open head wound	081-831-1033
Splint a suspected fracture	081-831-1034
Perform mouth-to-mouth resuscitation	081-831-1042




EVALUATED TASK LIST	
COLLECTIVE TASKS	TASK NUMBER
Supervise Route Reconnaissance and Surveillance	19-2-11002
Supervise Convoy Security	19-2-20004
Direct Response Force Operations	19-2-22001
Supervise MP Response to Base/Base Cluster Defense	19-2-22002
Prepare for Chemical Attack	3-3-C202
Respond to Chemical Attack	3-3-C203
Supervise Security of a Critical Site	19-2-22004
Supervise EPW Holding Area	19-2-31003
Cross a Chemically Contaminated Area	3-3-C226
Secure and Defend Unit Position	07-2-C314
Supervise EPW/CI Collecting, Processing and Evaluation	19-2-31004
Coordinate Intelligence Collecting and Reporting	19-2-52001
Supervise Area Reconnaissance Operations	19-2-20002
Supervise Cordon and Search Operations	19-2-22006
Direct a Delay	19-2-22007
Supervise a Battle Handover to a Tactical Combat Force	19-2-22008

EVALUATED TASK LIST	
TECHNICAL TASKS	TASK NUMBER
Traveling Overwatch	ARTEP 19-100-10-DRILL
Bounding Overwatch	ARTEP 19-100-10-DRILL
React to Indirect Fire	ARTEP 19-100-10-DRILL
React to an Ambush	ARTEP 19-100-10-DRILL
Dismount and Place MK19 into Action	ARTEP 19-100-10-DRILL
Assemble and Erect OOE-254/GRC Antenna System	ARTEP 19-100-10-DRILL
Movement and Mobility Support Actions	ARTEP 19-3-313-30
Area Security Operations	ARTEP 19-3-313-30
Police Intelligence Operations	ARTEP 19-3-313-30
Law and Order Operations	ARTEP 19-3-313-30
Internment Resettlement Operations	ARTEP 19-3-313-30

RESOURCES			
RESOURCE	SOURCE	COORD	O/H
OPFOR		AR BN	13
Motorola	BDE	LSBn	6
Heaters	TF RR	S-4	10
NVGs	BDE	LSBn	16

CASEVAC PLAN	
REAL WORLD EMERGENCY	
<ul style="list-style-type: none"> - Call Range Control at (719) 526-2292/5698 - Primary Frequency 38.80 MHz - Alternate Frequency 39.60 MHz - Provide the following information after person has been evacuated: <ul style="list-style-type: none"> • Name(s) of injured person(s) • Rank • Social Security Number • Weapons and ammunition data, if involved 	
TRAINING CASUALTY EVAC	
<ul style="list-style-type: none"> - IAW UNIT SOP - OCT WILL ASSESS CASUALTY IAW ROE 	

Prepared by: SFC 

RISK MANAGEMENT

A. Scenario Title: 320th MP BDE		B. Scenario Group: Major: 100000, FEB 2001 Ref: 111000, FEB 2001	
C. Title: 320th MP BDE			
D. Task: 320th MP BDE			
E. Task: 320th MP BDE			
F. Scenario Title: 320th MP BDE			
G. Scenario Title: 320th MP BDE			
H. Scenario Title: 320th MP BDE			
I. Scenario Title: 320th MP BDE			
J. Scenario Title: 320th MP BDE			
K. Scenario Title: 320th MP BDE			
L. Scenario Title: 320th MP BDE			
M. Scenario Title: 320th MP BDE			
N. Scenario Title: 320th MP BDE			
O. Scenario Title: 320th MP BDE			
P. Scenario Title: 320th MP BDE			
Q. Scenario Title: 320th MP BDE			
R. Scenario Title: 320th MP BDE			
S. Scenario Title: 320th MP BDE			
T. Scenario Title: 320th MP BDE			
U. Scenario Title: 320th MP BDE			
V. Scenario Title: 320th MP BDE			
W. Scenario Title: 320th MP BDE			
X. Scenario Title: 320th MP BDE			
Y. Scenario Title: 320th MP BDE			
Z. Scenario Title: 320th MP BDE			

COMMUNICATIONS PLAN

- PRIMARY
 - UHF HANDHELD
- SECONDARY
 - Land Line and Cell Phone

LANE CONCEPT

TRAINING SCENARIO


- KUWAIT THEATER OF OPERATIONS
 - SEPARATE COMPANY UNDER NOTIONAL 320TH MP BDE
 - OPERATING OUT OF BASE RED DEVIL
 - CONDUCT FULL SPECTRUM OF MP MISSIONS (MMSO, ASO, IRO, L&O, PIO)
- CONTINUOUS 24-HOUR OPERATIONS
 - CDR ESTABLISHES ROUTINE TO FACILITATE 24-HOUR COVERAGE
 - FRAGO TEMPO CONTROLS OPTEMPO

LANE CONCEPT

TRAINING SCENARIO


- EXERCISE ENTIRE COMPANY
 - C2 AND OPERATIONS
 - FOUR LINE PLATOONS
 - SUPPLY
 - FOOD SERVICE
 - PAC
 - MAINTENANCE
 - MEDICAL

bb-2



LESSONS LEARNED

- Communications: Need SINCGARS and OE-254 radio antenna's for retrans
- Better communication with OPFOR



COMMANDER'S GUIDANCE

DEPARTMENT OF THE ARMY
HEADQUARTERS, 2ND BN, 290TH REGT, 4TH BDE, 75TH DIV (EX)
2101 NORTHEAST 36TH STREET
OKLAHOMA CITY, OK 73111-0000

AFRC-TTC-4B-2/290

22 February 2003

MEMORANDUM THRU

Mobilization Assistance Team, 56408, Fort Hood, TX, 76544-5000

Mobilization Unit In-Processing Center (MUIC), Bldg. 3506, Ft. Hood TX 76544-5000

FOR COMMANDER, Fort Hood, Garrison, 1234 Street, BLDG 1123
Fort Hood, Texas 76544

SUBJECT: 302nd Military Police Company (WVJ5AA) Validation

1. PURPOSE: To provide validation assessment on the mobilization status and training proficiency of the 302nd Military Police Company in support of Operation Enduring Freedom.
2. GENERAL: Over the FY 2002, the 302nd Military Police Company executed their Annual Training at Ft. Irwin, California and the National Training Center. They provided Military Police Support to the combatant commander for the mission. The unit established company operations and dispersed the platoons into platoons areas of responsibility. The company executed military missions across a broad spectrum of MP doctrinal support missions. The unit executed all of their METL tasks during this exercise. During the present FY, the unit has executed an externally evaluated Military Police Stakes that included over 20 military police individual, team and squad level tasks.
3. The 302nd Military Police Company has executed the following training:
 - A. The 302nd Military Police Company conducted In-Processing and Activation operations from 14 January to 24 January 2003. This process included the following:
 - a. Legal
 - b. Finance
 - c. Medical
 - d. Dental
 - e. Shots
 - f. Identification Tags and Card
 - g. Personal Records
 - B. The 302nd Military Police Company conducted Common Task Training and Testing from 20 January 2003 to 03 February 2003. This training and testing included:

001043

- a. Protect yourself from Chemical/Biological Contamination using your assigned Protective Mask (031-503-1035)
- b. Maintain your assigned Protective Mask (031-503-1036)
- c. React to a Chemical or Biological Hazard / Attack (031-503-1019)
- d. Protect yourself from NBC Injury/Contamination with MOPP Gear (031-503-1015)
- e. Identify Chemical Agents using M8 Detector Paper (031-503-1014)
- f. Protect yourself from NBC Injury/Contamination when Drinking from your Canteen While wearing your Protective Mask (031-503-1006)
- g. Administer First Aid to a Nerve Agent Casualty (Buddy Aid) (081-831-1030)
- h. Administer Nerve Agent Antidote to Self (Self Aid) (081-831-1031)
- i. Decontaminate Yourself and Individual Equipment using Chemical Decontamination Kits (031-503-1013)
- k. Prevent Shock (081-831-1005)
- l. Give First Aid For Burns (081-831-1007)
- m. Perform First Aid for Heat Injuries (081-831-1008)
- n. Put on a Tourniquet (081-831-1017)
- o. Apply a dressing to an Abdominal Wound (081-831-1025)
- p. Apply a dressing to an Open Chest Wound (081-831-1026)
- q. Apply a dressing to an Open Head Wound (081-831-1033)
- r. Splint a Suspected Fracture (081-831-1034)
- s. Evaluate a Casualty (081-831-1000)
- t. Put on a Field or Pressure Dressing (081-831-1016)
- u. Prevent Heat Injury
- v. Prevent Cold Weather Injury

C. The 302nd Military Police Company conducted Force Protection Training and Evaluation from 03 to 13 February 2003. This training and evaluation included:

- a. Conduct a Defense (07-2-1045)
- b. Employ and Obstacle (07-2-1369)
- c. Take Action on Contact (07-2-1468)
- d. Establish Observation Post (07-2-2027)
- e. Report Tactical Information (07-2-2070)
- f. Conduct Overwatch and or Support by Fire (07-2-3000)
- g. Conduct Troop Leading Procedures (07-2-5081)
- h. Prepare for a Chemical Attack (07-2-6117)
- i. React to a Chemical Attack (07-2-6117)
- j. Conduct a Security Patrol (07-3-1153)
- k. Take Action on Contact (07-3-1432)
- l. Conduct Response Force Operations (19-3-22001)
- m. React to a Sniper
- n. React to Indirect Fire

D. The 302nd Military Police Company conducted Combat Support and Combat Service Support and Logistical training from 14 January 2003 to 20 February 2003. The training included:

- a. Conduct Class I Support Operations
- b. Conduct Class III Support Operations
- c. Conduct Class V Support Operations
- d. ULLS S-4
- e. ULLS G
- f. Maintain Unit Logistics
- g. Request, Receive and Turn-in Supplies
- h. Inventory Procedures
- i. Sensitive Items Inventory
- j. Accountability of Class VIII Supplies

E. The 302nd Military Police Company conducted individual and crew serve weapons preliminary marksmanship instruction and qualification on the following weapons:

- a. PMI and Qualification: M9 Pistol
- b. PMI and Qualification: M16A2 Rifle
- c. PMI and Qualification: M203 Grenade Launcher
- d. PMI and Qualification: M249 Machine Gun
- e. PMI and Qualification: MK 19 Grenade Machine Gun

F. The 302nd Military Police Company conducted Individual Required Training (IRT) on the following tasks:

- a. Use of Force (ROE/RUF)
- b. Force Protection
- c. Threat Assessment
- d. HAZMAT
- e. In Country Brief
- f. SAEDA
- g. Biological Protection Brief
- h. Media Awareness Brief
- i. Law of War

G. The 302nd Military Police Company conducted TOC and Headquarters Platoon Training from 14 January to 17 February 2003. The following tasks were trained:

- a. Battle Tracking
- b. NBC Tracking and Reporting
- c. Operating a Secure Net
- d. Compiling and reporting Tactical Information
- e. Prepare and Update and Overlay
- f. Mission Analysis / Mission Allocation
- g. Coordination with Rear Area Operations Center

H. The 302nd Military Police Company conducted collective training from 01 to 20 February 2003. The following tasks with their associated subtasks were trained and evaluated:

- a. Conduct Deployment Operations
- b. Conduct Area / Zone Reconnaissance
- c. Conduct Response Force Operations
- d. Conduct Security of a Critical Site
- e. Conduct Convoy Security
- f. Conduct Route Reconnaissance and Surveillance
- g. Establish an EPW Holding Area
- h. Conduct Law Enforcement Operations
- i. Prepare for and React to an NBC Attack



4. CURRENT ASSESSMENT: Unit has completed mandated / suggested training in order to meet mission requirements. Unit is prepared to deploy and achieve mission success in their current theater of assignment in accordance with the assigned mission.

5. Questions and concerns can be directed to the undersigned at (405) 426 [REDACTED] or [REDACTED]@usarc-emh2.army.mil.

Enclosures
CENTCOM TSR
Training Tracking Sheets
Training Sign-In Sheets
Weapons Qualifications

[REDACTED]
CPT, MP
4/75 Unit Assistor



bb-2

2BCT DETAINEE AND EPW
TRAINING PACKAGE

AGENDA



- I. DEFINITION OF A DETAINEE & EPW
- II. GENERAL OVERVIEW OF GENEVA CONVENTION WITH RESPECT TO PRISONERS OF WAR
- III. COMMAND POLICIES ON TREATMENT AND QUESTIONING OF DETAINEES
- IV. RULES OF ENGAGEMENT FOR DETENTION FACILITIES
- V. TRAINING VIGNETTES

2BCT DETAINEE AND EPW
TRAINING PACKAGE

AGENDA



- I. DEFINITION OF A DETAINEE & EPW
- II. GENERAL OVERVIEW OF GENEVA CONVENTION WITH RESPECT TO PRISONERS OF WAR
- III. COMMAND POLICIES ON TREATMENT AND QUESTIONING OF DETAINEES
- IV. RULES OF ENGAGEMENT FOR DETENTION FACILITIES
- V. TRAINING VIGNETTES

DEFINITIONS

DETAINEE VS. EPW

- > ALL PERSONS UNDER THE CONTROL OF U.S. FORCES ARE CONSIDERED DETAINEES.
- > AT THE POINT OF CAPTURE IT IS TOO DIFFICULT TO DETERMINE WHETHER A PERSON IS AN EPW, SECURITY INTERNEE, CIVILIAN, CRIMINAL DETAINEE, ETC.
- > TO AVOID CONFUSION AND LEGAL IMPLICATIONS OF ARBITRARTILY CLASSIFYING INDIVIDUALS, WE REFER TO THEM AS DETAINEES AND TREAT THEM AS EPWS.

2BCT DETAINEE AND EPW
TRAINING PACKAGE

AGENDA

- I. DEFINITION OF A DETAINEE & EPW
- II. GENERAL OVERVIEW OF GENEVA CONVENTION WITH RESPECT TO PRISONERS OF WAR
- III. COMMAND POLICIES ON TREATMENT AND QUESTIONING OF DETAINEES
- IV. RULES OF ENGAGEMENT FOR DETENTION FACILITIES
- V. TRAINING VIGNETTES

1001 1



GENEVA CONVENTIONS- BASIC RULES



- > THE GENEVA CONVENTIONS REQUIRE PROPER TREATMENT OF ALL DETAINEES:

ALL DETAINEES ARE TREATED AS PRISONERS OF WAR. PRISONERS OF WAR HAVE SPECIFIC PROTECTIONS DESIGNED TO PROTECT UNNECESSARY SUFFERING AND TO PROTECT OUR OWN SOLDIERS IN THE EVENT OF CAPTURE.

Humane Treatment
No Medical Experiments
Protect EPWs from Violence, Intimidations and Public Curiosity
Equality of Treatment
Provide Medical Care
Respect for Persons with Special Needs (disabled, elderly, women and children)
No humiliation or reprisal (pictures only for intelligence purposes)



GENEVA CONVENTIONS- BASIC RULES



- > WHAT ARE THE GENEVA CONVENTIONS?
- > HOW DO THEY RELATE TO THE LAW OF WAR (LAW OF ARMED CONFLICT)?
- > HOW DOES GPW RELATE TO THE CODE OF CONDUCT?
- > WHY DO WE COMPLY WITH THESE RULES?

Protects our soldiers
Encourages the enemy to surrender
Prevents enemy propaganda exploitation



GENEVA CONVENTIONS- BASIC RULES



- > SPECIFIC RESTRICTIONS:

INTERROGATION, CAMP DISCIPLINE AND CAMP LABOR:

THTs can ask EPWs anything, so long as no torture, threats or coercion is used.

EPWs are only required to provide their first and last name, their rank, date of birth and their service number (SSN).

1AD Policy prohibits the use of EPWs to perform labor, except to conduct police calls of their own AO.

Camp Discipline for breaches of Camp Policy is limited to isolation or reasonable control measures to maintain order.

BOTTOM LINE: BCT AND BN HOLDING AREAS ARE TEMPORARY AND ARE DESIGNED TO CARE FOR EPWS AND TO OBTAIN INFORMATION FOR A SHORT TIME UNTIL THEY ARE TRANSFERRED TO A PERMANENT FACILITY OR UNTIL THEY ARE RELEASED.



2BCT DETAINEE AND EPW TRAINING PACKAGE



AGENDA

- I. DEFINITION OF A DETAINEE & EPW
- II. GENERAL OVERVIEW OF GENEVA CONVENTION WITH RESPECT TO PRISONERS OF WAR
- III. COMMAND POLICIES ON TREATMENT AND QUESTIONING OF DETAINEES
- IV. RULES OF ENGAGEMENT FOR DETENTION FACILITIES
- V. TRAINING VIGNETTES



TREATMENT OF DETAINEES- ADDITIONAL GUIDANCE



- IN ADDITION TO THE 2BCT COMMANDER'S INTERROGATION POLICY THE FOLLOWING SPECIFIC GUIDANCE IS EMPHASIZED:

ANY INTERROGATION TECHNIQUES CONSIDERED ABUSIVE IN ANY WAY ARE NOT AUTHORIZED. THIS INCLUDES SLEEP DEPRIVATION AND STRESS POSITIONS. DO NOT HAVE DETAINEES STAND ON SANDBAGS. DO NOT MAKE DETAINEES STAY AWAKE AS A CI TACTIC. DO NOT FORCE DETAINEES TO DO PT. 1AD FRAGO 72A.

- A VIOLATION OF THE GENEVA CONVENTIONS CAN HAVE INTERNATIONAL RAMIFICATIONS.

NOT ONLY YOU, BUT THE UNITED STATES CAN BE HELD ACCOUNTABLE FOR GRAVE BREACHES OF THE PROTECTIONS AFFORDED TO EPWS. FOR LESSER CRIMES, THERE ARE A VARIETY OF LAWS AND POLICIES THAT MAY GOVERN.



REMINDER ON TREATMENT OF DETAINEES



- 1AD GENERAL ORDER: FRAGO 383A/98A

THE MALTREATMENT OR ABUSE OF ANY IRAQI CIVILIAN OR DETAINEE IS PROHIBITED BY THE 1AD COMMANDER. A VIOLATION OF THIS ORDER IS PUNISHABLE UNDER ARTICLE 92 OF THE UCMJ. ASSAULT OF A DETAINEE IS ALSO PUNISHABLE UNDER ARTICLE 128.

- THE UCMJ ALSO PROHIBITS THE DESTRUCTION OR FAILURE TO TURN-IN CAPTURED PROPERTY OF THE ENEMY OR DETAINEES.

ARTICLE 103 PROHIBITS THE WRONGFUL DISPOSAL, SALE OR USE OF CAPTURED PROPERTY AS WELL LOOTING OR PILLAGING. THE MAXIMUM PUNISHMENT UNDER THIS ARTICLE IS LIFE IMPRISONMENT.

NOTE: General Order#1 A also prohibits looting, pillaging or the taking of enemy or civilian property without express authorization of a Commander and only for military necessity.



2BCT DETAINEE AND EPW TRAINING PACKAGE



AGENDA

- I. DEFINITION OF A DETAINEE & EPW
- II. GENERAL OVERVIEW OF GENEVA CONVENTION WITH RESPECT TO PRISONERS OF WAR
- III. COMMAND POLICIES ON TREATMENT AND QUESTIONING OF DETAINEES
- IV. RULES OF ENGAGEMENT FOR DETENTION FACILITIES
- V. TRAINING VIGNETTES



DETENTION FACILITY ROE



THE FOLLOWING RULES OF ENGAGEMENT APPLIES TO RIOTING PRISONERS; PREVENTING ESCAPE AND THE PROTECTION OF DESIGNATED PERSONNEL:

- DEADLY FORCE WILL NOT BE USED ON ESCAPING DETAINEES EXCEPT AS A LAST RESORT WHEN THERE ARE NO OTHER MEANS OF AVAILABLE TO APPREHEND DETAINEE.

- GRADUATED RESPONSES SHOULD BE USED WHEN SITUATION PERMITS:

- SHOUT- VERBAL WARNINGS TO HALT/STOP IN NATIVE LANGUAGE
- SHOVE- PHYSICAL RESTRAIN, BLOCK ACCESS, OR DETAIN
- SHOW- SHOW YOUR WEAPON AND DEMONSTRATE INTENT TO USE IT
- SHOOT- SHOOT WARNING SHOT(S) (IF APPROPRIATE)
- SHOOT- TO REMOVE THE THREAT OF DEATH/SERIOUS BODILY INJURY

- NECESSARY AND PROPORTIONAL FORCE, UP TO AND INCLUDING DEADLY FORCE IS ALWAYS AUTHORIZED IN SELF-DEFENSE OF COALITION FORCES. [OIF FRAGO 741]

Designated personnel include, but are not limited to, innocent civilians, enemy prisoners of war, all civilian contractors, coalition forces, personnel from US and coalition government agencies, detainees from crimes committed by another detainee that are likely to cause death or serious bodily harm



2BCT DETAINEE AND EPW TRAINING PACKAGE



AGENDA

- I. DEFINITION OF A DETAINEE & EPW
- II. GENERAL OVERVIEW OF GENEVA CONVENTION WITH RESPECT TO PRISONERS OF WAR
- III. COMMAND POLICIES ON TREATMENT AND QUESTIONING OF DETAINEES
- IV. RULES OF ENGAGEMENT FOR DETENTION FACILITIES
- V. TRAINING VIGNETTES



TRAINING VIGNETTES



PRINCIPLES TO REMEMBER

1. GENERAL PROTECTIONS REQUIRED UNDER THE GENEVA CONVENTIONS (GPW)
2. SPECIFIC COMMAND POLICIES AND GENERAL ORDERS
3. ARMY DOCTRINE: THE 5 S's (AR 190-8, FM 27-10)
4. RULES OF ENGAGEMENT
5. COMMON SENSE = THE MISSION



EPW/DETAINEE HANDLING



APPLY FIVE (5) S's:

1. **Search:** (For weapons, intelligence)
2. **Silence:** (Discourages coordinated escape)
3. **Segregate:** (Separate male/female, military/civilian)
4. **Safeguard:** (Move personnel out of harm's way)
5. **Speed to the rear:** (Allow more advanced facility to carry the burden of EPWs)

TAG, TAG all personnel with DTG, capturing unit, location, circumstances, weapons, evidence obtained



VIGNETTE # 1



While on cordon and search, your platoon spots two Iraqis carrying AK 47's. One of them lifts his weapon and gets one round off before a member of your squad shoots and kills him. The other Iraqi begins to flee, but eventually stops, throws his weapon down and places his hands in the air to indicate surrender. You learn that one of the members of your platoon was struck in the leg by the enemy round? How do you handle the Iraqi that appears to be surrendering?



RESPONSE # 1



- Approach the Iraqi with his hands the air with caution and treat as an EPW. Remember deadly force is only authorized if they continue to pose a threat. Enemy that indicates surrender is not a legitimate target until demonstrates a contrary intent.
- Apply the 5 S's. Use the minimum force necessary to gain control over the prisoner by ensuring that he has no other weapons. Place him in zip-ties or handcuffs.
- Ensure that the detainee is properly tagged (CPA Form), that sworn statements detailing his capture or provided and that any items taken from the detainee are noted on a DA Form 4137.
- Render medical attention as necessary. Treat remains of deceased Iraqis in accordance with 1AD FRAGO 62A.



VIGNETTE # 2



Back at your Battalion Holding Facility, you are responsible for pulling security on detainees. One of the detainees continues to yell and scream and refuses to remain quiet as instructed. The other detainees are annoyed and begin to complain by banging and kicking their cells. How should you deal with this situation?



RESPONSE # 2



- The detainee does not pose a physical threat to you, but is creating a disturbance in your facility. Ensure you follow facility SOP for security and request assistance from your NCOIC, OIC and an interpreter.
- Use the minimum amount of force to necessary to eliminate the disturbance. If practical, isolate the detainee.
- If he persists consider restraining. Do not gag the detainee unless you are certain he has no medical ailments. Monitor the other detainees closely and provide continuous sitreps if the disturbance persists.



VIGNETTE # 3



You have a large number of detainees in your temporary holding facility. Several detainees begin to complain that they need water to wash up and that they wish to use the latrine. Your major concern is that more detainees are requesting to wash up and use the latrine than you have to ensure proper security. How should you deal with the situation?



RESPONSE # 3



- Your facility should have schedule posted in Arabic to inform the detainees when they can expect to eat, bathe and use the latrine.
- Depending on the circumstances, you facility may have to vary these times. Use your SOP.
- Prioritize according to the needs of the detainees with particular attention to the needs of women, children, the elderly any detainees that may have a disability. Those who need to use the latrine take precedence over those that wish to wash up.
- Always provide medical attention when necessary



VIGNETTE # 4



You are on guard shift at your holding facility, a 5-ton pulls up with new detainees for in-processing. You notice that one of the detainees is barely able to walk and appears to be in severe pain. In fact, his right leg appears to be broken. You review his CPA Apprehension Form and the sworn statements and learn that this detainee attacked another soldier in your Battalion and was injured as a necessary use of force in self-defense. What should you do?



RESPONSE # 4



- Call for medical treatment for the detainee before in-processing any of the other detainees
- According to the Geneva Conventions, EPWs are given medical care in accordance with normal triage procedures. Based on the severity of the injury, this detainee should receive treatment as soon as possible.
- Secure the remainder of the detainees before completing your in-processing procedures, until a medic or surgeon arrives to assist.
- Note: If you suspect any abuse of detainees has occurred, report this immediately to the 2BCT Battle Captain



VIGNETTE # 5



Same situation as before, except now it is 0330 and you are well into your guard shift at the facility. At 0315, you conducted your last walk-by to check on the status of each detainee. All seemed secure and asleep. Though it is late, you are alert and hear a noise coming from inside the facility towards one of the rear detainee cells. As you step through the salley-port, you see that one of the detainees is attempting to escape. He has taken his shirt off and is using in attempt to minimize his injuries has attempts to scale the concertina wire. What do you do?



RESPONSE # 5



- Follow your Facility SOP for handling escape attempts. Notify QRF to cordon off the facility and prevent the detainee from leaving the immediate area.
- Use the minimum force necessary to recapture the detainee. Remember deadly force may only be used as a last resort. If there is a way to regain control of the detainee without resorting to deadly force, use it.
- Ensure that the remaining detainees are secured. Once recaptured apply the procedure for securing detainees and immediately provide a sitrep to higher.



Quicky Vignettes



- 1.A. Detainee encouraged other detainees not to talk to interrogators. Can I put him in solitary confinement?
- 1.B. Detainee threatened to harm other detainees if they spoke with interrogators. Can I put her in solitary confinement?
2. Detainee keeps telling me that one of the US soldiers who detained him stole \$500 USD from him. What should I do?
3. Detainee, who is always causing trouble, demands a copy of the Koran. Must I give him one?
4. Detainee refuses to bathe. Can I force him to bathe?



Quicky Vignettes



5. Detainee facility grounds are covered with standing water. Can I force detainees to squeegee the water off the concrete so they have a place to stand outside?
6. Detainee complains of stomach pains, but I think she is just trying to avoid interrogation. What should I do?
7. 2BCT delivered a detainee here without any shoes. What should I do?
8. 1BCT is attempting to deliver a detainee here without 2 Sworn Statements. What should I do?
9. Unarmed detainee is running out the front gate of the 1AD DIF (located at old DCT HQ). What should I do?
10. After 15 minute exercise break, detainee refuses to follow my order to get back in his cell. What should I do?



FINAL THOUGHTS:



1. Handling Detainees is one of the most difficult missions in OIF.
2. Nothing good can come of mistreating people under your control.
3. Do not jeopardize a year of heroism for five minutes of frustration.

QUESTIONS??

**Preserving Evidence
Upon Detaining Civilians
in Iraq**

Appendix 5 to Annex C (Mandatory Training) to FRAGO 44

Outline

- Current Situation
- Bases for Detention and Release
- Review by Magistrate for Continued Detention
- Types of Evidence Considered by Magistrate
- Coalition Provision Authority Forces Apprehension Form
- Evidence/Property Custody Form
- Sworn Statements
- Groundrules for Transfer of Detainees
- Additional Guidance Re Gray List Detainees

Situation

- More than 900 detainees currently being held at the Corps Holding Area
- Hundreds of others being detained in holding areas within MSC zones
- Most Iraqi criminal courts not currently operational. Coalition forces are holding all detainees until either
 - > release, or
 - > establishment of Iraqi court system and transfer to that system.
- Some detainees are being released because information known to soldiers in the capturing unit is not preserved and delivered to detention facilities.

Bases for Detention and Release

- Under ROE and V Corps FRAGOs, proper bases for initial detention include
 - > Looting (theft/destruction of property)
 - > More serious common crimes (murder, rape, assault, arson, etc.)
 - > Offenses against coalition forces (e.g. hostile acts, heavy weapons possession, interference with mission), and
 - > Possession of information valuable to the coalition's mission
- Release is IAW V Corps FRAGO 006M to V Corps OPORD 0303-343:
 - > Release is automatic after 21 days unless
 - ✓ a review of their detention has occurred and
 - ✓ continued confinement is deemed necessary by a military magistrate

UNCLASSIFIED

Standard for Continued Detention Beyond 21 Days

Military magistrate deems continued confinement necessary if:

- probable cause that a crime has been committed or was about to be committed by, or with the aid of the detainee, or
- the detainee is interfering with, or
- is believed to possess information important to coalition mission accomplishment.

UNCLASSIFIED

5

UNCLASSIFIED

Types of Evidence Considered by Magistrate

- Statements of Witnesses (preferably eyewitnesses) to Offense
 - "Testimonial Evidence"
- Things connected to Offense (e.g., weapons, documents)
 - "Physical Evidence"
- Accurate sketches, photographs of scene
 - "Demonstrative Evidence"

UNCLASSIFIED

6

UNCLASSIFIED

Existing Guidance For Preserving Evidence

- Commanders will ensure capturing units provide complete information when turning in civilian internees, EPWs, or other detainees. At a minimum, provide the 5 W's:

- Who
- What
- When
- Where
- Why

as well as circumstances surrounding the capture.

- Information such as

- names of witnesses,
- contact numbers/addresses,
- location of evidence, etc.

will help in determining whether or not to release a CI/OD.

- For especially serious cases, commanders may use military police assets to systematically capture data and evidence.

UNCLASSIFIED Corps Frago 93M, 6 May 03 7

UNCLASSIFIED

Existing Guidance For Preserving Evidence

- Commanders will ensure capturing units provide complete information when turning in civilian internees, EPWs, or detainees. At a minimum, provide the 5 W's:

- Who
- What
- When
- Where
- Why

as well as circumstances surrounding the capture.

- Information such as

- names of witnesses,
- contact numbers/addresses,
- location of evidence, etc.

will help in determining whether or not to release a CI/OD.

- For especially serious cases, commanders may use military police assets to systematically capture data and evidence.

UNCLASSIFIED Corps Frago 93M, 6 May 03 8

Coalition Provisional Authority Forces Apprehension Form

- To be used in lieu of PW Capture Tag
- Intended to record information and preserve evidence
- Printed on tough, weatherproof cardstock
- Filled out with ball point pen
- Intended to be on the detainee from apprehension until arrival at Corps Holding Area
- Prompts tired or inexperienced soldier to provide needed specific information
- Employs block-checking where possible
- Yellow fields must be completed

9

Coalition Provisional Authority Forces Apprehension Form-- Backside

- Records the 6-Whs—who, what, when, where, why, witnesses
- Must put specific identification and location information about other witnesses
- Includes space for other valuable information
- Should reference seizure of physical evidence
- Should reference collection of sworn statements

10

Form Instructions and Sample Completed Form

○ COALITION PROVISIONAL AUTHORITY FORCES APPREHENSION FORM
YELLOW FIELDS MUST BE FILLED IN, IF APPLICABLE, UPON APPREHENSION ○

<input checked="" type="checkbox"/> Offense against Civilian(s) (check one) If "Other" then describe: <input type="checkbox"/> Arson (I.P.C. 342) <input type="checkbox"/> Solicitation of Fornication/Possession (I.P.C. 399) <input type="checkbox"/> Rape/Indecent Sexual Assault (I.P.C. 393-40, 402) <input type="checkbox"/> Murder (I.P.C. 405) <input type="checkbox"/> Aggravated Assault/Assault With Intent To Kill (I.P.C. 410) <input type="checkbox"/> Maiming (I.P.C. 412) <input type="checkbox"/> Simple Assault (I.P.C. 415) <input type="checkbox"/> Kidnapping (I.P.C. 421)	<input type="checkbox"/> Burglary or Housebreaking (I.P.C. 428) <input type="checkbox"/> Extortion/Communicating Threats (I.P.C. 430) <input type="checkbox"/> Theft (I.P.C. 438) <input type="checkbox"/> Destruction of Property (I.P.C. 477) <input type="checkbox"/> Obstructing a Public Highway/Peace (I.P.C. 487) <input type="checkbox"/> Obstructing Firearm Explosive in City/Town or Village (I.P.C. 495) <input type="checkbox"/> Riot or Breach of Peace (I.P.C. 495(3)) <input type="checkbox"/> Other:
<input checked="" type="checkbox"/> Offense against Coalition Forces (check one) If "Other" then describe: <input type="checkbox"/> Violation of Curfew <input type="checkbox"/> Illegal Possession of Weapon <input type="checkbox"/> Assault/Attack on Coalition Forces <input type="checkbox"/> Theft of Coalition Force Property	<input type="checkbox"/> Trespass on Military Installation or Facility <input type="checkbox"/> Photographing/Surveillance Military Installation or Facility <input type="checkbox"/> Obstructing Performance of Military Mission <input type="checkbox"/> Other:

- Soldiers are apprehending detainees under the legal authority of the Coalition Provisional Authority for Iraq, which upholds Iraqi laws that remain valid and which prohibits offenses against Coalition Forces
- Apprehending soldier checks applicable offense(s) with ball point pen
- "Looting" is not a formal crime—it typically is some combination of Theft, Housebreaking, Destruction of Property, and Riot or Breach of Peace
- I.P.C. is the abbreviation for the Iraqi Penal Code of 1969

11

Form Instructions and Sample Completed Form

Apprehending Unit: 1st PIR/B Co/2-6 Inf/LAD		Location Grid: MB 43844 86940	
Date of Incident: (DMY)	Time of Incident:	Date of Report: (DMY)	Time of Report:
29 / 07 / 03	30 / 07 / 03 2350 hrs to 0010 hrs	30 / 07 / 03	0045 hrs

- Provide complete unit identification, down to platoon level
- Give full 10 digit grid, if PLGR available; otherwise extract 8 digit grid from mapsheet; street location and other location information should be provided on backside of form
- Provide precise date/time information. Space is provided if period of incident straddles midnight.

12

Form Instructions and Sample Completed Form

Detainee # 14D-JUL03-0255		Key Connected Person: <input type="checkbox"/> Victim <input checked="" type="checkbox"/> Witness	
Last Name: Kubba		Last Name: Razak	
First Name: Ghalib	GIVEN Name:	First Name: Fatimah Noor	GIVEN Name:
Hair Color: Black	Scars/Tattoos/Deformities: Fedeyeen Tattoo on l. arm	Hair Color: Black	Scars/Tattoos/Deformities: 1" White Scar on l. cheek
Eye Color: Brown	Weight: 165 lb Height: 68 in	Eye Color: Green	Weight: 120 lb Height: 61 in
Address: Rashid Municipality		Address: Karshi Municipality	
Place of Birth: Tikrit		Place of Birth: Baghdad City	
Ethnicity: Sect:	DOB: 04/07/78	Ethnicity: Sect:	DOB: 06/03/65
Sunni	Mobile	Shia	Mobile
<input type="checkbox"/> Passport	<input checked="" type="checkbox"/> Dr. license	<input type="checkbox"/> Passport	<input checked="" type="checkbox"/> Dr. license
Document #: 9078586		Document #: 7878884	
Total Number of Persons Involved: 4 (list names/identifying info on reverse under "Additional Helpful Information")			

- Detainee number is assigned by the MSC headquarters. This detainee is the 255th apprehended by 1st Armored Division in the month of July 03.
- Fill in all identifying information available.
- The "Key Connected Person" is the one other Iraqi person a judge could talk to in order to establish what happened. Fill in all identifying information for that person too.

Form Instructions and Sample Completed Form

Vehicle Information		Vehicle Number: 1 of 1	Vehicle(s):	Owner: Ghalib Kubba
Make: Komaz	Color: Red	Year: 1982	Plate No.: 128009	Number of People in Vehicle: 1
Names of People in Vehicle: Ghalib Kubba				
Contraband/Weapons in Vehicle: AK-47				

- Vehicles can provide important evidence.
- Fill in all identifying information available.

Form Instructions and Sample Completed Form

<input checked="" type="checkbox"/> Property/Contraband	<input checked="" type="checkbox"/> Weapon	Photo Taken of Suspect with Weapon/Contraband: Yes <input type="checkbox"/> No <input checked="" type="checkbox"/>	
Type: Auto Assault Rifle	Model: AK-47	Color/Caliber: 7.62mm	
Serial No.: 1357007	Quantity: 1	Make: Kalashnikov	Receipt Provided to Owner: Yes <input type="checkbox"/> No <input checked="" type="checkbox"/>
Other Details: 3 notches in stock		Where Found: Red Komaz	Owner: unk

- Weapons are crucial evidence that must be identified and then separately marked and backhauled.
- If time and circumstances permit, a separate Property/Custody document will be filled out pertaining to seized weapons.

Form Instructions and Sample Completed Form

Name of Assisting Interpreter: Wahid al Hafez		Email, Phone, or Contact Info: 4228616	
Detaining Soldier's Name (last):	Schultz, SGT Jack S.	Supervising Officer's Name (last):	Gregg, 1LT Phillip E.
Signature:	Jack S. Schultz	Signature:	Phillip E. Gregg
Email: Jack.schultz@us.army.mil	Unit Phone: 551-0552	Email: phillip.gregg@us.army.mil	Unit Phone: 551-0516
Date: 07/30/03		Date: 07/30/03	

- Identify the interpreter, if any, who assisted in collecting information. Ensure contact information is captured.
- The one soldier who was most involved in taking the person into custody prints his name and contact information on the lower left of the CPA Forces Apprehension Form and signs.
- The first commissioned officer in the detaining soldier's chain of command prints his name and contact information on the lower right of the CPA Forces Apprehension Form and signs.

UNCLASSIFIED

Form Instructions and Sample Completed Form

○ COALITION PROVISIONAL AUTHORITY FORCES APPREHENSION FORM ○

Why was this person detained? At approx 292350 Jul 1st Platoon was conducting a patrol in Zone 1. SGT Schmatz heard a woman yelling and upon turning the corner saw the woman pointing to a neighboring building. He then saw D running from the building carrying what looked like electrical wiring and light fixtures. PFC Schmatz and crew of his M1114 chased D, who ran to a red truck, reached in, and then fired a burst of 3-8 rounds from a rifle he pulled out.

Who witnessed this person being detained or the reason for detention? Give names, contact numbers, addresses. The woman who yelled to SGT Schmatz was Fatimah Noon Razak, who had seen D break the door and then rip out the light fixtures and all electrical wiring from the neighboring house, which was empty at the time. Razak's two minor children, Anwar Abdul Razak (18) and Amed Ali Razak (16) also witnessed part of D's activities in the neighboring house. In addition to the three members of the Razak family, three other soldiers who were with SGT Schmatz saw parts of the chase and apprehension of D. These were PFC Jason K. Bull, SPC Harvey L. Wilshire, and PV2 Herman L. Mulville, all of the same platoon and contact information as SGT Schmatz.

- Provide the reason for the detention in a brief narrative.
- Ensure that all key witnesses are identified.

UNCLASSIFIED

17

UNCLASSIFIED

Form Instructions and Sample Completed Form

How was this person traveling (car, bus, on foot)? By foot. He appears to have arrived in the area by vehicle.

Who was with this person? No one. He appears to have been acting on his own.

- In the sample case, the individual detained is a lone offender.
- When two or more individuals are acting together, it is important to annotate this and to identify other detainees by detainee number.

UNCLASSIFIED

18

UNCLASSIFIED

Form Instructions and Sample Completed Form

What weapons was this person carrying? AK 47, which was fired at coalition forces. See front. Upon search of the vehicle, an RPG was found. Both the rifle and the RPG were evacuated to the Corps Holding Area and evidence/custody forms were completed and annotated with detainee number.

What contraband was this person carrying? Stolen electrical fixtures and wiring. Arms were full with a tangle of wires and light sockets. D's capture was made easier because he could not move as quickly with full arms. The property was evacuated with the detainee and tagged with an evidence/custody form and the detainee number.

- Any additional weapons, not mentioned on the front should be described on the back side.
- Describe other contraband or evidence. Annotate whether Evidence/Property Custody Documents (DA Forms 4137) have been completed and ensure that evidence is linked to the detainee by marking with detainee number.

UNCLASSIFIED

19

UNCLASSIFIED

Form Instructions and Sample Completed Form

What other weapons were seized? RPG, from vehicle.

What other information did you get from this person? Detainee claimed that his own house was looted by the occupant of the home he was stealing the wiring from. D claimed that he simply want to get his own house running again. D also claimed that he was not firing at coalition troops but that he had been fired upon by another Iraqi 1st Platoon could find no evidence to support this claim.

Additional Helpful Information: Fatimah Noon Razak and her two sons, Anwar Abdul Razak and Amed Ali Razak had excellent recall of events. They stated that D had torn down the door to the home next door to theirs at around 2330 and that he proceeded to rip out ceiling tiles to get at the electrical wires. They were able to see his actions through a broken, uncovered window directly across the alleyway between houses. The Razak family is from this part of Baghdad City and has no intention of relocating, so they should be reachable as witnesses for the medium term. They can identify D by face and by the tattoos he has on his left arm. They can also identify the weapon he carried (it contained 3 notches on it) and the bundle of wires and fixtures he removed from the house. Finally, they can remember the car he ran to and the weapon he retrieved and fired. DA Form 2823 Sworn Statement was provided by Fatimah.

- Be sure to describe any likely defenses or extenuation/mitigation the detainee might raise.
- If there is no evidence to support such defenses or extenuation/mitigation, say so.

UNCLASSIFIED

20

DA Form 4137— Evidence/Property Custody Document

- Records the seizure of evidence associated with a crime.
- Captures date-time of seizure, as well as any transfers in custody.
- Ensures that transfers are controlled and recorded.
- Standard Army Form; should stay with the evidence until signed for at detention facility evidence room.

The sample form shows a seizure of evidence from a detainee. It includes fields for the detainee's name, location, and a detailed list of seized items with their quantities and descriptions. The form is signed by the seizing personnel.

UNCLASSIFIED

21

Form Instructions and Sample Completed Form

This sample form includes instructions for use. It details the seizure of evidence from a detainee, including the detainee's name, location, and a list of seized items. The form is signed by the seizing personnel.

- Use detainee number in upper right hand corner to identify the case the evidence is connected with.
- Use 1 form for all evidence seized.

UNCLASSIFIED

22

Form Instructions and Sample Completed Form

The sample form shows a custody transfer of evidence. It includes fields for the date, time, location, and a list of evidence items. The form is signed by the personnel involved in the transfer.

- Record who is in custody of evidence as it is backhauled to the Corps Holding Area, with signatures.

UNCLASSIFIED

23

DA Form 2823— Sworn Statement

- Records what witnesses, saw, heard, felt, and smelled.
- Should answer the 6 W's— who, what, when, where, why, and witnesses.
- Should answer the question, "did [the detained individual] commit a crime?"
- Sworn to be the truth before a commissioned officer

The sample form shows a sworn statement from a witness. It includes fields for the witness's name, location, and a detailed statement of what was observed. The form is signed by the witness and a commissioned officer.

UNCLASSIFIED

24

COALITION PROVISIONAL AUTHORITY FORCES APPREHENSION FORM

YELLOW FIELDS MUST BE FILLED IN, IF APPLICABLE, UPON APPREHENSION

<input type="checkbox"/> Offense against Civilian(s) [check one] If "Other" then describe:			
<input type="checkbox"/> Arson (I.P.C. 342)	<input type="checkbox"/> Solicitation of Fornication/Prostitution (I.P.C. 399)	<input type="checkbox"/> Rape/Indecent/Sexual Assaults/Acts (I.P.C. 393-98, 402)	<input type="checkbox"/> Murder (I.P.C. 405)
<input type="checkbox"/> Aggravated Assault/Assault With Intent To Kill (I.P.C. 410)	<input type="checkbox"/> Maiming (I.P.C. 412)	<input type="checkbox"/> Simple Assault (I.P.C. 415)	<input type="checkbox"/> Kidnapping (I.P.C. 421)
<input type="checkbox"/> Burglary or Housebreaking (I.P.C. 428)	<input type="checkbox"/> Extortion/Communicating Threats (I.P.C. 430)	<input type="checkbox"/> Theft (I.P.C. 439)	<input type="checkbox"/> Destruction of Property (I.P.C. 477)
<input type="checkbox"/> Obstructing a Public Highway/Place (I.P.C. 487)	<input type="checkbox"/> Discharging Firearm/ Explosive in City/Town/Village (I.P.C. 495)	<input type="checkbox"/> Riot or Breach of Peace (I.P.C. 495(3))	<input type="checkbox"/> Other
<input type="checkbox"/> Offense against Coalition Forces [check one] If "Other" then describe:			
<input type="checkbox"/> Violation of Curfew	<input type="checkbox"/> Trespass on Military Installation or Facility	<input type="checkbox"/> Illegal Possession of Weapon	<input type="checkbox"/> Photographing/Surveillance Military Installation or Facility
<input type="checkbox"/> Assault/Attack on Coalition Forces	<input type="checkbox"/> Obstructing Performance of Military Mission	<input type="checkbox"/> Theft of Coalition Force Property	<input type="checkbox"/> Other
Apprehending Unit:		Location Grid:	
Date of Incident: (D/M/Y)	Time of Incident:	Date of Report: (D/M/Y)	Time of Report:
/ / to / /	hrs to hrs	/ /	hrs
Detainee #		Key Connected Person: <input type="checkbox"/> Victim <input type="checkbox"/> Witness	
Last Name:		Last Name:	
First Name: Given Name:		First Name: Given Name:	
Hair Color:	Scars/Tattoos/Deformities:	Hair Color:	Scars/Tattoos/Deformities:
Eye-Color:	Weight: lb Height: in	Eye-Color:	Weight: lb Height: in
Address:		Address:	
Place of Birth:		Place of Birth:	
Ethn/Tribe/ Sect:	Sex: <input type="checkbox"/> M <input type="checkbox"/> F	Phone#: <input type="checkbox"/> Mobile <input type="checkbox"/> Regular	DOB D/M/Y: <input type="checkbox"/> Mobile <input type="checkbox"/> Regular
<input type="checkbox"/> Passport <input type="checkbox"/> Dr. license <input type="checkbox"/> Other (specify)	<input type="checkbox"/> Passport <input type="checkbox"/> Dr. license <input type="checkbox"/> Other (specify)	Document #:	
Total Number of Persons Involved (list names/identifying info on reverse under "Additional Helpful Information")			
<input type="checkbox"/> Vehicle Information		Vehicle Number of Vehicle(s) Owner:	
Make:	Color:	VIN:	
Model:	Type:	Plate No.:	Number of People in Vehicle:
Year:	Names of People in Vehicle:		
Contraband/Weapons in Vehicle:			
<input type="checkbox"/> Property/Contraband	<input type="checkbox"/> Weapon	Photo Taken of Suspect with Weapon/Contraband: Yes/ No	
Type:	Model:	Color/Caliber:	
Serial No.:	Quantity:	Make:	Receipt Provided to Owner: Yes/ No
Other Details:	Where Found:	Owner:	
Name of Assisting Interpreter:		Email, Phone, or Contact Info:	
Detaining Soldier's Name (Print):		Supervising Officer's Name (Print):	
Last, First MI		Last, First MI	
Signature:		Signature:	
Email:		Email:	
Unit Phone:	Date: / /	Unit Phone:	Date: / /

001060



COALITION PROVISIONAL AUTHORITY FORCES APPREHENSION FORM



Why was this person detained? _____

Who witnessed this person being detained or the reason for detention? Give names, contact numbers, addresses.

How was this person traveling (car, bus, on foot)? _____

Who was with this person? _____

What weapons was this person carrying? _____

What contraband was this person carrying? _____

What other weapons were seized? _____

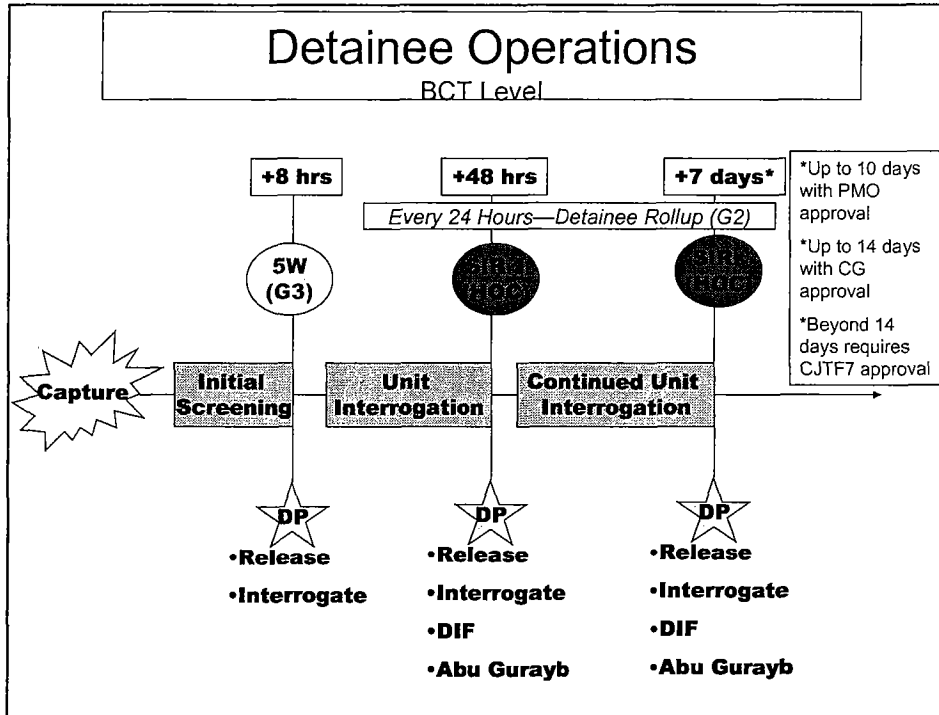
What other information did you get from this person? _____

Additional Helpful Information: _____

Table Of Maximum Period of Pre-Trial Detention for Minor Offenses

Unless earlier tried, released, bound over for trial by competent Iraqi judicial authority, or further detained on order of a Coalition Forces General Officer commander, civilians detained for the following offenses will be detained no longer than the periods specified:

<u>Offense</u>	<u>Maximum Period of Pre-Trial Detention</u>
Curfew Violation	24 Hours
Speeding/Other Traffic Violations	24 Hours
Discharge of Weapon in City Limits	10 Days
Drunk and Disorderly	10 Days
Interference with Mission Accomplishment By Violating Lawful Order of Coalition Soldier in the Performance of Official Duties	14 Days
Petty Theft (Theft of Item of Value of \$20 or less)	14 Days
Simple Assault	14 Days



Detainee Operations Disposition

To Abu Gurayb

Step 1: Magistrate Review (Brigade SJA)
 Step 2: Spreadsheet input to PMO
 Step 3: PMO collates daily rollup for CoS
 Step 4: CoS submits rollup and recommendations to CG
 Step 5: CG approves/disapproves

To DIF

Step 1: DIF Recommendation from S2 to G2 and HOC in SIR
 Step 2: Briefed to CG in ACE morning brief
 Step 3: CG approves/disapproves
-Division Targets come to DIF within 72 hours of capture-

Release

- CJTF7 Approval Required to Release a CJTF7 Target
- CG Approval Required to Release a Div Target
- Bde Commander can release any others

DETAINEE PROCESS

AGENDA

- PURPOSE
- TYPES OF DETAINEES
- DETAINEE FLOW
- TIMELINE
- DETAINEE/INFORMATION FLOW
- HOLDING AREA PURPOSE
- HOLDING AREA APPROVAL AUTHORITY
- REQUIRED DOCUMENTATION
- THE WHY FOR A RHA
- VIGNETTES
- QUESTIONS

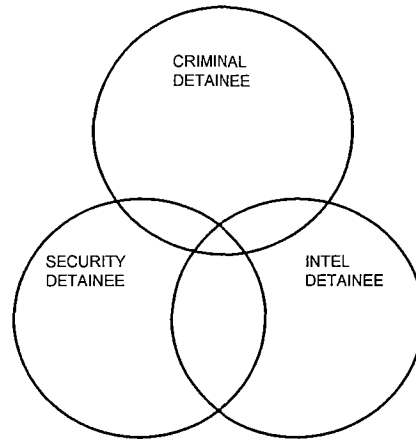
PURPOSE

- TO INFORM SQUADRON COMMANDERS OF THE TASK, CONDITIONS, AND STANDARDS OF THE DETAINEE SOP.

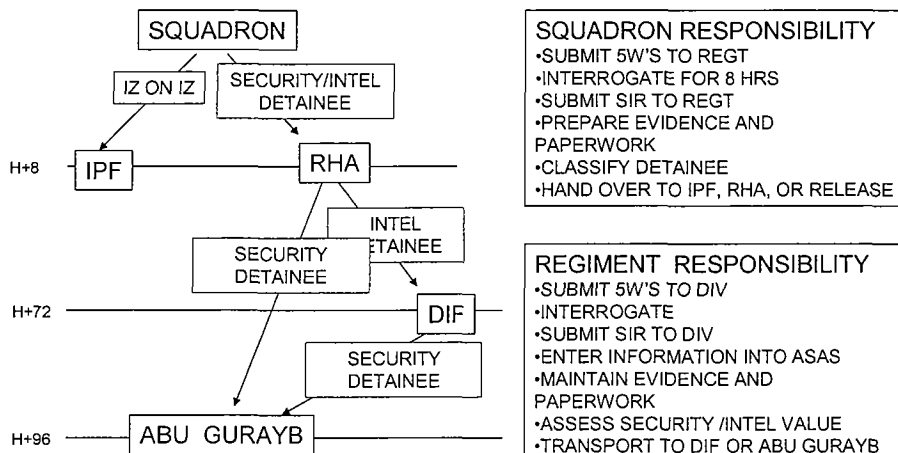
TYPES OF DETAINEES

- CRIMINAL DETAINEE
 - SUSPECTED OF HAVING COMMITTED A CRIME AGAINST IRAQI NATIONALS OR PROPERTY AND NOT RELATED TO COALITION FORCES
- SECURITY DETAINEE
 - POSE A THREAT TO THE SECURITY OF COALITION FORCES OR THEIR MISSION
- DETAINEES OF INTEL VALUE
 - DETAINEES IDENTIFIED AS HAVING INTELLIGENCE VALUE THAT WARRANTS FURTHER INTERROGATION

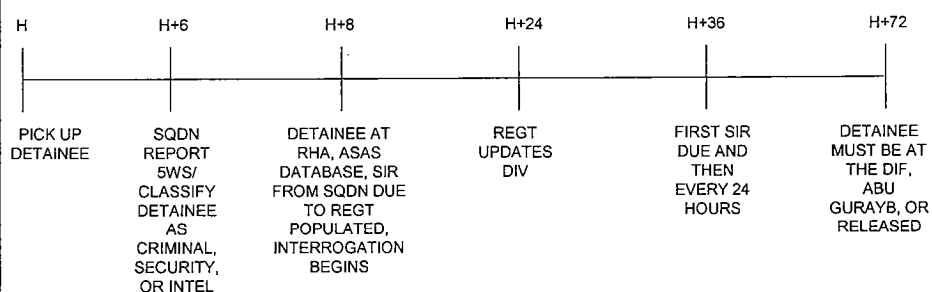
TYPES OF DETAINEES



DETAINEE FLOW

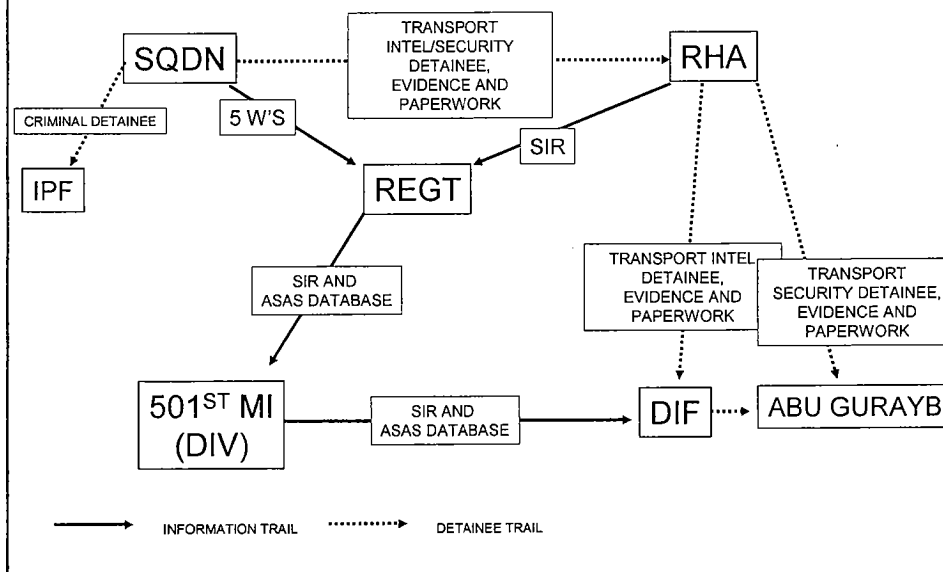


TIMELINE



TIMELINE SUBJECT TO HIGHER INTERVENTION

DETAINEE/ INFORMATION FLOW



HOLDING AREA PURPOSE

- REGIMENTAL HOLDING AREA (RHA)
 - ONLY SECURITY/ INTEL DETAINEES GO TO THE RHA WITH APPROVAL FROM REGT; ALL OTHER ARE HANDED OVER TO IPF.
- DIVISION INTERROGATION FACILITY (DIF)
 - ONLY DETAINEES WITH INTEL VALUE OR SECURITY DETAINEES WITH INTEL VALUE
- COALITION INTERROGATION FACILITY (CIF)
 - ONLY DA BLACK LIST DETAINEES
- ABU GURAYB
 - SECURITY DETAINEES

HOLDING AREA APPROVAL AUTHORITY

- REGIMENTAL HOLDING AREA (RHA)
 - REGIMENTAL COMMANDER
 - SQUADRON COMMANDERS MAKE RECOMMENDATION
- DIVISION INTERROGATION FACILITY (DIF)
 - DIVISION COMMANDER THRU THE 501ST MI BN, S3
 - REGIMENTAL COMMANDER MAKES RECOMMENDATION
- COALITION INTERROGATION FACILITY (CIF)
 - C-JTF7 COMMANDER
- ABU GURAYB
 - DIVISION COMMANDER THRU THE 501ST MI BN, S3
 - REGIMENTAL COMMANDER MAKES RECOMMENDATION

REQUIRED DOCUMENTATION

- REGIMENTAL HOLDING AREA (RHA)
 - SQUADRON SUMMARY INTERROGATION REPORT (SIR)
 - CPA APPREHENSION FORM
 - DA FORM 2823 (SWORN STATEMENT)*2
 - DA FORM 4137 (EVIDENCE/PROPERTY CUSTODY)
 - POPULATE ASAS DATABASE
 - EVIDENCE
- DIVISION INTERROGATION FACILITY (DIF)
 - SUMMARY INTERROGATION REPORT (SIR)
 - CPA APPREHENSION FORM
 - DA FORM 2823 (SWORN STATEMENT)*2
 - DA FORM 4137 (EVIDENCE/PROPERTY CUSTODY)
 - EVIDENCE

REQUIRED DOCUMENTATION

- ABU GURAYB
 - SUMMARY INTERROGATION REPORT (SIR)
 - CPA APPREHENSION FORM
 - DA FORM 2823 (SWORN STATEMENT)*2
 - DA FORM 4137 (EVIDENCE/PROPERTY CUSTODY)
 - EVIDENCE

THE WHY

- ENSURE STANDARDS FOR DETAINEES GOING HIGHER ARE MET
 - PAPERWORK
 - EVIDENCE
 - SIRS
 - ASAS DATABASE
- ECONOMY OF FORCE FOR SQUADRONS
 - GUARD REQUIREMENTS
 - TRANSPORTATION TO DIF/ABU GURAYB
- MALE/ FEMALE FACILITY
- MEDICAL SUPPORT ON SITE
- DEDICATED INTERROGATION TEAM
 - 97 SERIES SOLDIER PERMANENTLY ON SITE
 - CAT II LINGUIST PERMANENTLY ON SITE
- ACCURATE TRACKING OF DETAINEE HISTORY

VIGNETTES

- IZ IS DRUNK AND SHOOTS AT AND MISSES A PATROL.
- IZ IS SEEN ON THE SIDE OF THE ROAD WITH SEVERAL RPG'S.
- IZ IS FOUND WITH FAKE PASSPORTS.
- IZ SHOOTS AT ANOTHER IZ AND HITS A SOLDIER.
- VEHICLE IS STOPPED AT AN IZ/US CHECKPOINT WITH LARGE SUMS OF COUNTERFEIT DINAR.

QUESTIONS



DEPARTMENT OF THE ARMY
REGIMENTAL SUPPORT SQUADRON
2D ARMORED CAVALRY REGIMENT
CAMP MULESKINNER, BAGHDAD, IRAQ (OIF)



AFZX-CS-S2

18 December 03

MEMORANDUM FOR CONCERNED PERSONNEL

Subject: RSS/RHA Detainee Holding Area Guidance

References:

- a. OPOD 03-06 [Procedures for detainees of intelligence interest and criminal detainees]
- b. 2 ACR FRAGO 139 [Regimental Holding Area]
- c. ENCLOSURE 1 [Min Standards for Brigade Holding Areas] FRAGO 539A, OPOD 03-215
- d. 1 AD PAM 1-201 Command Inspection Checklist [Detainee Holding Facilities] September 2003

1. Regimental Support Squadron (RSS) will maintain the Regimental Detainee Holding Area (RHA). This guidance will assist in the daily operations of the Facility and ensure its compliance with International Humanitarian Law. RHA personnel will treat the detained personnel with dignity and respect and will handle all detainees with the minimum force necessary as required by the situation.

2. RHA personnel will not assume responsibility for any detainee until such time that all required documentation has been correctly filled out and all personal effects have been inventoried, cataloged, and stored. When appropriate, detainees will be segregated based upon their individual status. Criminal detainees must be segregated from EPWs and internees held for intelligence or security reasons.

3. A RHA advisory counsel will meet NLT 0800 hrs daily to review the detainee case files to ensure compliance with established procedures and that the detainee is processed and ready to be transferred or released. At a minimum, the counsel will consist of the Squadron S-2, and Assistant Operations Officer, and RHA NCOIC. No detainee will be moved, transferred or released from the RHA without the RSS Squadron Commander's approval.

4. RHA guard force will maintain a ratio of 5:1 between detainees and guards with a minimum of 2 guards present at all times. The RHA NCOIC will maintain the guard roster and will ensure that it is posted weekly. At no other time will the roster be altered without the approval of the RHA NCOIC. Sections tasked to provide guards will ensure that the RHA NCOIC is notified of planned missions that require the roster to be altered. Sections will not pull guards without ensuring that there is a replacement.

5. RHA NCOIC will ensure that one guard is on roving duty monitoring the activities of the detainees in their respective cells at all times. This guard will record their initials and time of their check, at a minimum every 30 minutes on the cell inspection form. If available a second guard will be utilized as an outdoor roving guard to ensure secondary perimeter security.

6. At a minimum, the RHA guard force will:

- a. Treat all detainees with dignity and respect. Detained Foreign Military Officers will be treated as appropriate to their rank.
- b. Handle all detainees with the minimum force necessary as required by the situation. No form of abuse, physical or mental (including the use of abusive language), will be directed at the detainees.
- c. Interior guards will check all cells with detainees constantly. At least once every 30 minutes checks will be recorded on cell logs. Guards coming onto shift will ensure the presence of all detainees and their compliance of established guidelines as brief to them upon their reception at RHA.

- d. If a detainee is unaccounted, at any time guards, will IMMEDIATELY report the absence to the Shift NCOIC who will in turn notify Camp Muleskinner FPC at DNV: 587-5027.
- e. Prior to shift change the outgoing Shift NCOIC will conduct a full inspection of the RHA area and conduct a prisoner count with the incoming Shift NCOIC present. Only after inspections are complete and detainees are accounted for will the outgoing NCOIC and Guards be relieved of duty.
- f. Guards will read and review all special instructions prior to assuming guard duties in RHA.
- g. Ensure that detainees maintain the cleanliness of their respective holding cell. The guard force is responsible for the cleanliness of the common areas and police call around the RHA. Police call and trash removal will be conducted at the change of shifts. Daily inspections of cells will be conducted to ensure integrity, security, and cleanliness of the cells. Any attempts to weaken the cells will result in the detainee being restrained (zip-tied) and removed from the cell so that repairs / corrections can be made.
- h. Ensure that the detainees are provided meals (MREs) and water throughout their shift. Meals will be given out at 0800, 1200, and 1800 hours daily. Empty water bottles will be filled and given to each detainee upon request. Guards will ensure there is enough potable water on hand to re-fill the bottles as needed.
- i. Maintain and enforce the uniform policy. The uniform for inside the RHA is DCUs, but may be upgraded as the situation dictates. At no time will the guards remove their blouse while on duty. RHA guards will enforce this standard.
- j. While out of the ready room guards will not eat, drink soft drinks, read, write letters, or conduct any other business that may distract them while on duty. Guards will perform their duties IAW FM 22-6 and established procedures. Guards are not permitted to leave the RHA without ensuring that the detainee guard ration is maintained. Guards will be permitted to leave the RHA to use the latrine, however, they are not permitted to go to the barracks/ sleeping areas to wake up the next shift.
- k. Maintain an "Amber" weapon status with magazine in well and the selector switch on safe. Upon shift change, the off going guards will move to the nearest clearing barrel and clear their weapon. Guards will maintain positive control of their weapons while on duty. At no time will the weapon be left unattended or under the control of another guard.
- l. The Stand-by guards will escort detainees being transferred to the DIF or Corps Holding Area. The only exception it this is when all detainees are being transferred the current shift will provide the escort.

7. Upon arrival and while detained the detainees will:

- a. Be interviewed by the RHA NCOIC, CI agent, or Squadron S-2 and screened for medical problems or signs of physical abuse.
- b. Have any restraints (hand-cuffs, zip-ties) replaced so that their hands are in front. Zip-ties will be placed so that they secure the detainee's hands, but not to the extent that they pose a medical risk. Restraining devices will be used until the detainee is determined that he/she is no longer a security risk. This determination will be made during the interview with S-2 or CI personnel.
- c. No talking until after the completion of the initial interview. If a detainee refuses to adhere to this policy, the RHA guards are authorized to gag them. By taping his / her mouth. The gag will not be placed so that it poses a medical risk. Detainees will be briefed on this policy upon arrival with the assistance of a qualified translator.
- d. Be permitted, after the initial interview, to walk freely around their respective cell. They will not be permitted outside of the cell unless under escort. The only authorized reasons for leaving the cell are to use the latrine, to be moved for questioning, or as directed by the chain of command.
- e. Be permitted, upon completion of the initial interview, to conduct religious activities (pray). If needed, the RHA guards will un-bind the detainee's hands.

8. If any medical issue is identified, the RHA NCOIC will be notified and proper medical treatment will be given. The medics on site will assess the EPW to determine what is needed. If determined that the detainee has to be transferred to the medical treatment facility, RSS, Transportation will be provided with guards to RSS. The medic will stay with the patient as needed to brief the on call PA of symptoms found.

9. If adequate supplies are available, detainees will be permitted to conduct personal hygiene in the morning under the supervision of the RHA guards.

10. Requests for special privileges, such as smoking, will be brought to the attention of the RHA NCOIC, Squadron Assistant Operations Officer, S-2, or chain of command for action. The decision will be made based on the detainee's status and overall demeanor/ level of cooperation.

11. All EPWs that are of 17 years or younger and or female will be put in a separate cell. At no time will a male soldier search a female EPW. A female soldier will be requested if not available to conduct the search in the presence of an NCO and a translator. At no time will this ever be negotiated to save time.

12. While in the RHA, the detainee will be treated within the guideline established under international humanitarian law and through military channels. RHA guards are permitted to use the appropriate force, including deadly force, if needed. If force is used, it will be reported and if need, an investigation will be conducted by the command. If determined that excessive force or any form of abuse was used on the detainees, the person or persons can be subject to disciplinary actions under the Uniformed Code of Military Justice.

13. Point of contact for this policy memorandum is (

Personal Info Redacted IAW Sec of Def Memo 01-
CORR-101, dtd 9 Nov 01



DEPARTMENT OF THE ARMY
REGIMENTAL SUPPORT SQUADRON
2D ARMORED CAVALRY REGIMENT
CAMP MULESKINNER, BAGHDAD, IRAQ (OIF)



AFZX-CS-S2

18 December 03

MEMORANDUM FOR CONCERNED PERSONNEL

Subject: RSS/RHA Special Instructions

1. As soldiers and Dragoons, we are expected to maintain our professional standards and individual discipline at all times. Every soldier should execute a high level of initiative, competence, pride and professional excellence in all that we do. Teamwork is the basic building block of RSS and it will take each individual doing a little extra to enable us to accomplish our mission in a professional manner.

2. At a minimum, the RHA guard force will read and review on a daily basis the follow list of special instructions thereby ensuring that they understand their duties as a guard at the RHA.

Basic Duties:

- a. Guards will perform their duties IAW FM 22-6 and established procedures.
- b. Treat all detainees with dignity and respect.
- c. Prisoners shall be separated according to Sex, Rank, Age, Criminal, and intelligence detainees. Detained Foreign Military Officers will be treated as appropriate to their rank.
- d. Handle all detainees with the minimum force necessary as required by the situation. No form of abuse, physical or mental (including the use of abusive language), will be directed at the detainees.
- e. All prisoners will be searched upon reception, every two days (if held beyond 72 hours), and upon transfer to another facility. Ensure that the detainee is not retaining any weapons, personal property, food, tobacco products, or hazardous items (i.e. belts, and shoelaces).
- f. RHA guard force will maintain a ratio of 5:1 between detainees and guards with a minimum of 2 guards present at all times. The RHA NCOIC will ensure that guard force is assigned areas of work to include interior, exterior guard, and RTO.
- g. Interior guards will conduct check all cells with detainees constantly. At least once every 30 minutes checks will be recorded on cell logs. Guards coming onto shift will ensure the presence of all detainees and their compliance of established guidelines as brief to them upon their reception at RHA.
- h. Exterior guards will perform roving patrol outside the RHA structure. Securing access to the RHA facility, inspecting the perimeter integrity, and providing presence to discourage escape.
- i. Prior to shift change the outgoing Shift NCOIC will conduct a full inspection of the RHA area and conduct a prisoner count with the incoming Shift NCOIC present. Only after inspections are complete and detainees are accounted for will the outgoing NCOIC and Guards be relieved of duty.
- j. If a detainee is unaccounted, at any time guards, will IMMEDIATELY report the absence to the Shift NCOIC who will in turn notify Camp Muleskinner FPC at DNVF: 587-5027.

Health and Welfare:

- a. Ensure that detainees maintain the cleanliness of their respective holding cell.
- b. The guard force is responsible for the cleanliness of the common areas and police call around the RHA. Police call and trash removal will be conducted at the change of shifts.
- c. Daily inspections of cells will be conducted to ensure integrity, security, and cleanliness of the cells. Any attempts to weaken the cells will result in the detainee being restrained (zip-tied) and removed from the cell so that repairs / corrections can be made.

- d. Ensure that the detainees are provided meals (MREs) and water throughout their shift. Meals will be given out at 0800, 1200, and 1800 hours daily. Empty water bottles will be filled and given to each detainee upon request. Guards will ensure there is enough potable water on hand to re-fill the bottles as needed.
- e. If any medical issue is identified, the shift NCOIC will notify the chain of command and proper medical treatment will be given. Medic support will be requested for the RHA IOT determine what level of treatment the EPW requires. If determined that the detainee has to be transferred to the medical treatment facility, RSS, Transportation will be provided with guards to RSS. The medic will stay with the patient as needed to brief the on call PA of symptoms found.
- f. If adequate supplies are available, detainees will be permitted to conduct personal hygiene in the morning under the supervision of the RHA guards.

Guard Procedures and Policies:

- a. Maintain an "Amber" weapon status with magazine in well and the selector switch on safe. Upon shift change, the off going guards will move to the nearest clearing barrel and clear their weapon. Guards will maintain positive control of their weapons while on duty. At no time will the weapon be left unattended or under the control of another guard.
- b. Maintain and enforce the uniform policy. The uniform for inside the RHA is DCUs, but may be upgraded as the situation dictates. At no time will the guards remove their blouse while on duty.
- c. Guards will be permitted to leave the RHA to use the latrine, however, they are not permitted to go to the barracks/ sleeping areas to wake up the next shift or to return for anything personal.
- d. While not on stand-by, (i.e. on interior /exterior guard duty) guards will NOT eat, drink soft drinks, read, write letters, or conduct any other business that may distract them while on duty. Guards are not permitted to leave the RHA without ensuring that the detainee guard ration is maintained.
- e. Personal property / evidence will be inventoried, tagged, and stored by the RHA NCOIC upon receipt of detainee at the RHA. All weapons shall be transferred to the RSS weapons milvan for storage.

3. Point of contact for this policy memorandum is

Personal Info Redacted IAW Sec of Def Memo 01-CORR-101, dtd 9 Nov 01

1030