

FOR OFFICIAL USE ONLY
Law Enforcement Sensitive

DEPARTMENT OF THE ARMY
U.S. ARMY CRIMINAL INVESTIGATION COMMAND
Camp Bucca CID Office
3rd MP Group (CID), Camp Bucca, Iraq, APO, APO AE 09375

05 May 2009

MEMORANDUM FOR: SEE DISTRIBUTION

SUBJECT: CID REPORT OF INVESTIGATION - FINAL/SSI - 0005-2009-CID579-73112 - 5H9A

DATES/TIMES/LOCATIONS OF OCCURRENCES:

1. 14 JAN 2009, 0050 - 14 JAN 2009, 0214; TENT 3-3, COMPOUND 7, THEATER
INTERNMENT FACILITY, CAMP BUCCA, IZ, APO, AE 09375

DATE/TIME REPORTED: 14 JAN 2009, 0200

INVESTIGATED BY:

SA (b)(6), (b)(7)(C), (b)(7)(F)
SA [REDACTED]
SA [REDACTED]

SUBJECT:

1. NONE, ; [DEATH BY NATURAL CAUSES] (NFI)

VICTIM:

1. IBRAHIM, AHMAD AWWAD (DECEASED); FRCIV; IRAQ; (DOB); (POB);
MALE; OTHER; INTERNMENT SERIAL NUMBER US (b)(6), (b)(7)(C) CI, TENT 3-3,
COMPOUND 7, THEATER INTERNMENT FACILITY, CAMP BUCCA, IZ, APO, ARMED
FORCES AFRICA, CANADA, EUROPE & MIDDLE EAST 09375; XZ ; [DEATH BY
NATURAL CAUSES]

INVESTIGATIVE SUMMARY:

THIS IS AN OPERATION IRAQI FREEDOM INVESTIGATION.

1

FOR OFFICIAL USE ONLY
Law Enforcement Sensitive

ACLU DDI CID ROI 30375

000001

FOR OFFICIAL USE ONLY
Law Enforcement Sensitive

This investigation was initiated upon notification by the 42nd MP BDE of a Detainee death.

Investigation determined Detainee IBRAHIM died of natural causes while sleeping in his tent. An autopsy examination determined Detainee IBRAHIM died due to Lymphocytic Myocarditis.

EXHIBITS:

ATTACHED:

1. Agent's Investigation Report (AIR) of SA [b(6), b(7)(C)], 21 Apr 09.
2. CD-Rom containing photographic packet. (Detainee IBRAHIM)
3. Statement of SGT [b(6), b(7)(C)] 14 Jan 09.
4. Death Scene AIR of SA [b(6), b(7)(C)] 14 Jan 09.
5. Death Scene Sketch, 14 Jan 09, prepared by SA [b(6), b(7)(C)]
6. CD-Rom containing photographic packet. (Death Scene)
7. CD-Rom containing originals of Exhibits 2 and 6. (USACIDC only)
8. Statement of Detainee [b(6), b(7)(C)] 14 Jan 09. (USACIDC only)
9. Translation of Detainee [b(6), b(7)(C)] 14 Jan 09 statement, translated by CAT II [b(6), b(7)(C)]
10. Medical records of Detainee IBRAHIM.
11. Statement of Mr. [b(6), b(7)(C)] 14 Jan 09.
12. AIR of SA [b(6), b(7)(C)] 22 Jan 09.
13. CD-Rom containing photographic images of Detainee IBRAHIM's autopsy examination.

FOR OFFICIAL USE ONLY
Law Enforcement Sensitive

ACLU DDI CID ROI 30376

000002

FOR OFFICIAL USE ONLY
Law Enforcement Sensitive

(USACIDC only)

14. Timeline prepared by SA **b(6), b(7)(C)**
15. Autopsy Report of Detainee IBRAHIM, 7 Apr 09.
16. Toxicology Report of Detainee IBRAHIM, 29 Jan 09.
17. Death Certificate pertaining to Detainee IBRAHIM, 21 Apr 09.

NOT ATTACHED:

NONE

The originals of Exhibits 1-9 and 12-14 are forwarded with the USACRC copy of this report. The originals of Exhibits 10 and 11 are maintained in the files of the 115th CSH, TIF, Camp Bucca. The originals of Exhibits 15-17 are maintained in the files of the Office of the Armed Forces Medical Examiner, Washington D.C.

STATUS: This is a Final Report. Commander's Report of Disciplinary Action Taken is not required.

CID Reports of Investigation may be subject to a Quality Assurance review by CID higher headquarters.

FOR OFFICIAL USE ONLY
Law Enforcement Sensitive

ACLU DDI CID ROI 30377

000003

FOR OFFICIAL USE ONLY
Law Enforcement Sensitive

Report Prepared By:

b(6), b(7)(C)

Special Agent

Report Approved By:

b(6), b(7)(C)

Special Agent

DISTRIBUTION:

- 1- Dir, USACRC, Ft Belvoir, VA
- 1- 10th MP BN (CID)(ABN)
- 1- CDR, 3D MP GROUP (CID)(OPERATIONS)
- 1- DIR, AFIP
- 1- SJA BUCCA
- 1- CDR, TF-Bucca
- 1- CDR, FOB BUCCA
- 1- FILE

FOR OFFICIAL USE ONLY
Law Enforcement Sensitive

ACLU DDI CID ROI 30378

000004

AGENT'S INVESTIGATION REPORT

ROI NUMBER

0005-09-CID579-73112

CID Regulation 195-1

For Official Use Only-Law Enforcement Sensitive

PAGE 1 OF 3 PAGES

BASIS FOR INVESTIGATION: About 0200, 14 Jan 09, SFC **(b)(6), (b)(7)(C)** B Company, 320th MP BN, Camp Bucca, reported Detainee IBRAHIM died at the Theater Internment Facility (TIF) hospital.

About 0250, 14 Jan 09, SA **(b)(6), (b)(7)(C)** interviewed Dr. (MAJ) **(b)(6), (b)(7)(C)** Emergency Room (ER), 115th CSH, TIF, wherein he stated Detainee IBRAHIM arrived at the TIF hospital at approximately 0119 with no signs of life. MAJ **(b)(6), (b)(7)(C)** stated he performed life saving measures which consisted of CPR, epinephrine injections, and the use of a defibrillator. MAJ **(b)(6), (b)(7)(C)** stated all efforts met with negative results and Detainee IBRAHIM never showed any signs of life. Detainee IBRAHIM was subsequently pronounced dead at 0214, 14 Jan 09. MAJ **(b)(6), (b)(7)(C)** stated he saw no signs of trauma and did not notice anything that would have suggested a physical altercation or that someone was involved in his death. MAJ **(b)(6), (b)(7)(C)** stated it appeared to be related to natural causes.

About 0310, 14 Jan 09, SA **(b)(6), (b)(7)(C)** interviewed SPC **(b)(6), (b)(7)(C)** Medic, 115th CSH, wherein he stated he was dispatched from the TIF hospital at approximately 0110 to assist in aiding a detainee that was not breathing at Compound 7. SPC **(b)(6), (b)(7)(C)** stated he was with PFC **(b)(6), (b)(7)(C)** 115th CSH, during the transport. SPC **(b)(6), (b)(7)(C)** stated he arrived at Compound 7 at approximately 0111 and SGT **(b)(6), (b)(7)(C)** F Company, 250th BSB, 320th MP BN, was rendering CPR to the Detainee out in front of the sally port area. SPC **(b)(6), (b)(7)(C)** stated he and PFC **(b)(6), (b)(7)(C)** immediately went to Detainee IBRAHIM and loaded him into the ambulance. SPC **(b)(6), (b)(7)(C)** stated he drove the ambulance back to the TIF hospital while PFC **(b)(6), (b)(7)(C)** performed CPR on Detainee IBRAHIM in the back of the ambulance. SPC **(b)(6), (b)(7)(C)** stated they arrived at the TIF hospital at approximately 0119 where MAJ **(b)(6), (b)(7)(C)** continued life saving measures.

About 0315, 14 Jan 09, SA **(b)(6), (b)(7)(C)** viewed the remains of Detainee IBRAHIM. Detainee IBRAHIM was in the ER of the TIF hospital, lying on a hospital gurney, face up, with his hands at his side. Detainee IBRAHIM's hands and feet were fully extended. The victim's cloths had been removed and he was covered by blankets. There were no apparent signs of trauma on Detainee IBRAHIM. There was no apparent skin damage, bruises or cuts on his body. Lavidity was beginning to form around the neck and on the back of Detainee IBRAHIM. There were no signs of Rigidity present. Photos were exposed of Detainee IBRAHIM's remains using a Nikon D80 digital camera which were subsequently downloaded to a CD-ROM.

About 0337, 14 Jan 09, SA **(b)(6), (b)(7)(C)** interviewed SFC **(b)(6), (b)(7)(C)** Sergeant of the Guard (SOG), 250th BSB, 320th MP BN, who stated he was notified of the incident involving Detainee IBRAHIM who was having difficulty breathing inside his tent. SFC **(b)(6), (b)(7)(C)** stated that at 0101, Detainee IBRAHIM was brought to the main gate unconscious and non-responsive. SFC **(b)(6), (b)(7)(C)** immediately asked for a medic to assist in life saving measures.

TYPED AGENT'S NAME AND SEQUENCE NUMBER

SA **(b)(6), (b)(7)(C), (b)(7)(F)**

SIG

ORGANIZATION

41st MP Detachment(CID), Camp Bucca, Iraq
APO AE 09375

DATE

21 Apr 09

EXHIBIT

1

CID FORM 94
(Automated)FOR OFFICIAL USE ONLY-LAW ENFORCEMENT SENSITIVE
Protective Marking is Excluded From
Automatic Termination (Para 13, AR 34-16)

ACLU RDI CID ROI 30379

000005

AGENT'S INVESTIGATION REPORT

ROI NUMBER

0005-09-CID579-73112

CID Regulation 195-1

For Official Use Only-Law Enforcement Sensitive

PAGE 2 OF 3 PAGES

About 0340, 14 Jan 09, SA **(b)(6), (b)(7)(C)** obtained a list of Detainees who were living in the same tent as Detainee IBRAHIM. The following Internment Serial Numbers (ISN) were provided by the 250th BSB, 320th MP BN, TOC: Detainee **(b)(6), (b)(7)(C)** ISN- US **(b)(6), (b)(7)(C)** CI, Detainee **(b)(6), (b)(7)(C)** ISN- US **(b)(6), (b)(7)(C)** CI, Detainee **(b)(6), (b)(7)(C)** ISN- US **(b)(6), (b)(7)(C)** CI, Detainee **(b)(6), (b)(7)(C)** ISN- US **(b)(6), (b)(7)(C)** CI, tent 3-3, Compound 7, TIF, Camp Bucca.

About 0355, 14 Jan 09, SA **(b)(6), (b)(7)(C)** interviewed SGT **(b)(6), (b)(7)(C)** F Company, 25th BSB, 320th MP BN, who stated he observed Detainee IBRAHIM, being carried from his tent, 3-3, to the Sally Port doors.

About 0427, 14 Jan 09, SA **(b)(6), (b)(7)(C)** interviewed SGT **(b)(6), (b)(7)(C)** who provided a statement wherein he described how he preformed life saving measures to Detainee IBRAHIM.

About 0430, 14 Jan 09, SA **(b)(6), (b)(7)(C)** and SA **(b)(6), (b)(7)(C)** conducted a Death Scene Examination of Tent 3-3, Compound 7, TIF, Camp Bucca.

About 0445, 14 Jan 09, SA **(b)(6), (b)(7)(C)** interviewed Detainee **(b)(6), (b)(7)(C)** who stated he was laughing and joking with Detainee IBRAHIM shortly after accountability checks. Shortly thereafter, Detainee **(b)(6), (b)(7)(C)** stated he went to bed and was woken up before 0100 by "loud gasps for air" coming from Detainee IBRAHIM. Detainee **(b)(6), (b)(7)(C)** went over to Detainee IBRAHIM and witnessed he stopped breathing. Detainee **(b)(6), (b)(7)(C)** then woke up Detainee's **(b)(6), (b)(7)(C)** **(b)(6), (b)(7)(C)** **(b)(6), (b)(7)(C)**. The four Detainees then grabbed Detainee IBRAHIM's mattress and brought him to the front sally port where they were met by the Soldiers of F Company, 250th BSB.

AGENT'S COMMENT: SA **(b)(6), (b)(7)(C)** interviewed **(b)(6), (b)(7)(C)** **(b)(6), (b)(7)(C)** who confirmed Detainee's **(b)(6), (b)(7)(C)** recollection of the incident.

About 0513, 14 Jan 09, SA **(b)(6), (b)(7)(C)** interviewed Detainee **(b)(6), (b)(7)(C)** who provided an Arabic language statement detailing how he heard Detainee IBRAHIM breathing very heavily and subsequently brought him to the American Guards to render aid.

About 1000, 15 Jan 09, SA **(b)(6), (b)(7)(C)** conducted canvass interviews of all detainees living inside tent 3-3, Compound 7. All detainees within the tent stated they did not know of any medical conditions with Detainee IBRAHIM and stated everyone inside the compound liked him very much.

About 1400, 16 Jan 09, SA **(b)(6), (b)(7)(C)** obtained the medical records of Detainee IBRAHIM from CPT **(b)(6), (b)(7)(C)** Patient Administration Division (PAD), TIF Hospital, Camp Bucca.

TYPED AGENT'S NAME AND SEQUENCE NUMBER		ORGANIZATION	
SA (b)(6), (b)(7)(C), (b)(7)(F)		41st MP Detachment(CID), Camp Bucca, Iraq	
SIGN (b)(6), (b)(7)(C)		DATE	EXHIBIT
		21 Apr 09	1

CID FORM 94
(Automated)

FOR OFFICIAL USE ONLY - LAW ENFORCEMENT SENSITIVE
Protective Marking is Excluded From
Automatic Termination (Para 13, AR 34-16)

ACLU RDI 5598 p.6

000006

AGENT'S INVESTIGATION REPORT

CID Regulation 195-1

For Official Use Only-Law Enforcement Sensitive

ROI NUMBER

0005-09-CID579-73112

PAGE 3 OF 3 PAGES

About 0900, 23 Feb 09, SA **(b)(6), (b)(7)(C)** received the Final Information Report from the Aberdeen Proving Grounds CID Office containing the AIR of SA **(b)(6), (b)(7)(C)** photographs of Detainee IBRAHIM's autopsy, and fingerprints of Detainee IBRAHIM.

About 1120, 16 Mar 09, SA **(b)(6), (b)(7)(C)** drafted a timeline of the events leading up to Detainee IBRAHIM's death.

About 1430, 21 Apr 09, SA **(b)(6), (b)(7)(C)** received the Final Autopsy report, the Toxicology report, and the Death Certificate pertaining to Detainee IBRAHIM. Detainee IBRAHIM dies of natural causes due to Lymphocytic Myocarditis. ///LAST ENTRY///

TYPED AGENT'S NAME AND SEQUENCE NUMBER

SA **(b)(6), (b)(7)(C), (b)(7)(F)**

SIG: **(b)(6), (b)(7)(C), (b)(7)(F)**

ORGANIZATION

41st MP Detachment(CID), Camp Bucca, Iraq

APO AE 09375

DATE

21 Apr 09

EXHIBIT

)

CID FORM 94
(Automated)

FOR OFFICIAL USE ONLY-LAW ENFORCEMENT SENSITIVE
Protective Marking is Excluded From
Automatic Termination (Para 13, AR 34-16)

ACLUDDICID ROI 30381

000007

0005-09-CID579-73112

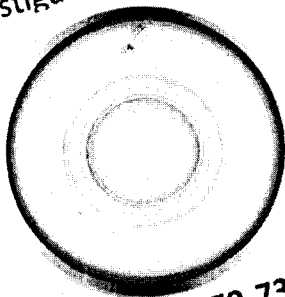
Photographic Packet

(Detainee IBRAHIM)



U.S. Army Criminal
Investigations Division

Official
Use Only
Law Enforcement
Sensitive



0005-09-CID579-73112
PHOTOGRAPHIC PACKET

~~AUTOGEN~~

Thrahim

ACLU DDI CID ROI 30382

EXHIBIT 2

000008

FOR OFFICIAL USE ONLY LAW ENFORCEMENT SENSITIVE
PHOTOGRAPHIC PACKET

CASE NUMBER: 0005-09-CID579-

<u>NUMBER</u>	<u>DESCRIPTION OF PHOTOGRAPH</u>
1.	Photograph depicting overhead view of Detainee IBRAHIM.
2.	Photograph depicting overhead view of Detainee IBRAHIM.
3.	Photograph depicting overhead view of Detainee IBRAHIM.
4.	Photograph depicting overhead view of Detainee IBRAHIM.
5.	Photograph depicting the right side of Detainee IBRAHIM's head.
6.	Photograph depicting the right hand of Detainee IBRAHIM.
7.	Photograph depicting the right hand of Detainee IBRAHIM.
8.	Photograph depicting the right hand of Detainee IBRAHIM.
9.	Photograph depicting overhead view of Detainee IBRAHIM.
10.	Photograph depicting IV line in left arm of Detainee b(6), b(7)(C)
11.	Photograph depicting IV line in left arm of Detainee b(6), b(7)(C)
12.	Photograph depicting the left hand of Detainee IBRAHIM.
13.	Photograph depicting the left hand of Detainee IBRAHIM.
14.	Photograph depicting the left hand of Detainee IBRAHIM.
15.	Photograph depicting the left hand of Detainee IBRAHIM.
16.	Photograph depicting the left arm of Detainee IBRAHIM.
17.	Photograph depicting the abdomen of Detainee IBRAHIM.
18.	Photograph depicting the legs of Detainee IBRAHIM.
19.	Photograph depicting the legs of Detainee IBRAHIM.
20.	Photograph depicting the feet of Detainee IBRAHIM.

FOR OFFICIAL USE ONLY LAW ENFORCEMENT SENSITIVE

ACLU RDI CID ROI 30383

Exhibit

000009

**FOR OFFICIAL USE ONLY LAW ENFORCEMENT SENSITIVE
PHOTOGRAPHIC PACKET**

CASE NUMBER: 0005-09-CID579-

NUMBER DESCRIPTION OF PHOTOGRAPH

21. Photograph depicting the bottom of Detainee IBRAHIM's left foot.
22. Photograph depicting the bottom of Detainee IBRAHIM's right foot.
23. Photograph depicting the back of Detainee IBRAHIM's right foot.
24. Photograph depicting the right side of Detainee IBRAHIM's head.
25. Photograph depicting the left side of Detainee IBRAHIM's head.
26. Photograph depicting the left eye of Detainee IBRAHIM

FOR OFFICIAL USE ONLY LAW ENFORCEMENT SENSITIVE

ACLU DDI CID ROI 30384

Exhibit

000010

SWORN STATEMENT

For use of this form, see AR 190-45; the proponent agency is PMG.

0005 09 CID 579-73112

PRIVACY ACT STATEMENT

AUTHORITY: Title 10 USC Section 301; Title 5 USC Section 2951; E.O. 9397 dated November 22, 1943 (SSN).
PRINCIPAL PURPOSE: To provide commanders and law enforcement officials with means by which information may be accurately identified.
ROUTINE USES: Your social security number is used as an additional/alternate means of identification to facilitate filing and retrieval.
DISCLOSURE: Disclosure of your social security number is voluntary.

1. LOCATION: CAMP BUCCA IRAQ APO AE 09357
2. DATE (YYYYMM): 20080114
TIME: 0427
FILE NUMBER: 0005-09-CID 579
6. SSN: XXX-XX
GRADE/STATUS: SGT/NG
F CO 250TH BSB, 320TH MP BN, CAMP BUCCA, IRAQ

Sgt. b(6), b(7)(C) WANT TO MAKE THE FOLLOWING STATEMENT UNDER OATH.

At approx: 01:04 hrs Detainee was brought to Sally port. Once cleared of Detainees, Sally port was opened, and I Sgt. b(6), b(7)(C) went inside to see what was wrong with Detainee. I Sgt. b(6), b(7)(C) saw that Detainee was being carried and body was lifeless.

at approx 01:06 hrs. I Sgt. b(6), b(7)(C) started CPR on Detainee b(6), b(7)(C) I kept on with CPR then checked for breathing, Detainee b(6), b(7)(C) had jaw locked, I had to physically open his mouth with my hands, to continue CPR, I Sgt. b(6), b(7)(C) continued, I then felt for Detainee's pulse. pulse was low, by this time the medics had been alerted. I continued CPR, and also noticed Detainee had a great deal of saliva, I took my hand and wiped of his mouth, I then heard Detainee b(6), b(7)(C) pushing out a breath, I tried to TALK to him and call him by

10. EXHIBIT:
11. IN b(6), b(7)(C) MAKING STATEMENT:
PAGE 1 OF 3 PAGES

ADDITIONAL PAGES MUST CONTAIN THE HEADING "STATEMENT OF TAKEN AT DATED
THE BOTTOM OF EACH ADDITIONAL PAGE MUST BEAR THE INITIALS OF THE PERSON MAKING THE STATEMENT, AND PAGE NUMBER MUST BE BE INDICATED.

FOUO
ACLU DDI CID ROI 30412
EXHIBIT 3
000037

USE THIS PAGE IF NEEDED. IF THIS PAGE IS NOT NEEDED, PLEASE PROCEED TO FINAL PAGE OF THIS STATEMENT

STATEMENT OF SGT [REDACTED] TAKEN AT CAMP BUZZARD, IRAQ DATED 14 JAN 09

9. STATEMENT (Continued)

his name, but I got no response. I then continued with chest compressions.

at this time the medics arrived and I sgt. [REDACTED] filled them in with information concerning what I did. I helped them put detainee [REDACTED] on the stretcher, and then on the ambulance.

I sgt. [REDACTED] did not go with detainee on ambulance. Major [REDACTED] took me in her vehicle to the hospital, I then stayed in the emergency room, until detainee was killed. To time of death, emergency crew worked on him for about 1 hr and 10 min.

Q [REDACTED] [REDACTED]

A. [REDACTED]

Q. DID THE DETAINEE SAY ANYTHING TO YOU?

A. NO

Q. HAS DETAINEE [REDACTED] HAD ANY MEDICAL PROBLEMS IN THE PAST?

A. I HAVE NO IDEA.

Q. DID THE DETAINEE HAVE ANY SIGNS OF TRAUMA?

INITIALS OF PERSON MAKING STATEMENT

[REDACTED]

PAGE 2 OF 3 PAGES

STATEMENT OF SGT b(6), b(7)(C) TAKEN AT CAMP BUCCA, IRAQ DATED 14 JAN 09

9. STATEMENT (Continued)

A. NO. I CHECKED HIS ARMS, HEAD, NECK BUT DID NOT SEE ANYTHING.

Q. DO YOU HAVE ANYTHING ELSE YOU WISH TO ADD TO THIS STATEMENT?

A. NO !!! END OF STATEMENT !!! b(6), b(7)(C)

b(6), b(7)(C)

AFFIDAVIT

I, b(6), b(7)(C), HAVE READ OR HAVE HAD READ TO ME THIS STATEMENT WHICH BEGINS ON PAGE 1, AND ENDS ON PAGE 3. I FULLY UNDERSTAND THE CONTENTS OF THE ENTIRE STATEMENT MADE BY ME. THE STATEMENT IS TRUE. I HAVE INITIALED ALL CORRECTIONS AND HAVE INITIALED THE BOTTOM OF EACH PAGE CONTAINING THE STATEMENT. I HAVE MADE THIS STATEMENT FREELY WITHOUT HOPE OF BENEFIT OR REWARD, WITHOUT THREAT OF PUNISHMENT, AND WITHOUT COERCION, UNLAWFUL INFLUENCE, OR UNLAWFUL INDUCEMENT.

Sgt. b(6), b(7)(C) (Sig)

WITNESSES:

Subscribed and sworn to before me, a person authorized by law to administer oaths, this 14 day of JANUARY 2009 at COMPOUND 7 CAMP BUCCA IRAQ

b(6), b(7)(C) (S)

SA b(6), b(7)(C) (Typed Name of Person Administering Oath)

10 USC 936 (Authority To Administer Oaths)

ORGANIZATION OR ADDRESS

ORGANIZATION OR ADDRESS

INITIALS OF PERSON MAKING STATEMENT b(6), b(7)(C)

PAGE 3 OF 3 PAGES

ACLU DDI CID ROI 1304143

000039

AGENT'S INVESTIGATION REPORT <small>CID Regulation 195-1</small> <i>For Official Use Only-Law Enforcement Sensitive</i>	<small>ROI NUMBER</small> 0005-09-CID579-73112
	PAGE 1 OF 1 PAGES

DEATH SCENE EXAMINATION: About 0430, 14 Jan 09, SA **b(6), b(7)(C)** and SA **b(6), b(7)(C)** conducted a Death Scene Examination of Tent 3-3, Compound 7, Theater Internment Facility (TIF), Camp Bucca.

CHARACTERISTICS OF THE SCENE: Compound 7 is constructed of metal wire fencing with concertina wire and barbed wire spanning the entire length. Enclosed inside the compound is an open area which holds approximately 21 tan in color tents. The tents are on top of concrete pads and face East (E) to West (W). There was one main Entry/Exit way (E/E) to the compound. The E/E was located centered along the North (N) boundary of the compound. Compound 7 is surrounded by Compound 8 to the W and an open road with buildings to the E. Tent 3-3 is a canvas military tent used for housing detainees and is located approximately centered in the group of tents. The exterior of the tent contains no specific markings and is consistent with the other 20 tents in the compound.

CONDITIONS OF THE SCENE: The interior was in used and disorderly condition, with various personal belongings of the detainees, to include mattresses, prayer rugs and water bottles, strewn haphazardly about. There were several mattresses in the South (S) W corner, one in the NE corner, and 3 in the NW corner. There was Detainee personal items at the head of each mattress lying on the floor. The boxes contained various items from food articles to clothing. There were no significant identifiable markings to show where Detainee IBRAHIM collapsed but there was an open area roughly centered along the N wall which appeared to have been cleared.

ENVIRONMENTAL CONDITIONS: At the time of the crime scene examination, the outside temperature was approximately 60 degrees Fahrenheit and the examination was conducted during night hours with a clear sky.

FACTORS PERTINENT TO ENTRY AND/EXIT: Access to the tent could be obtained from the tent flap opening along the E and W wall of the tent. Access to Compound 7 could be gained through the one E/E on the N wall of the Compound. The remaining portions of the compound were surrounded by wire fencing with concertina wire and barbed wire.

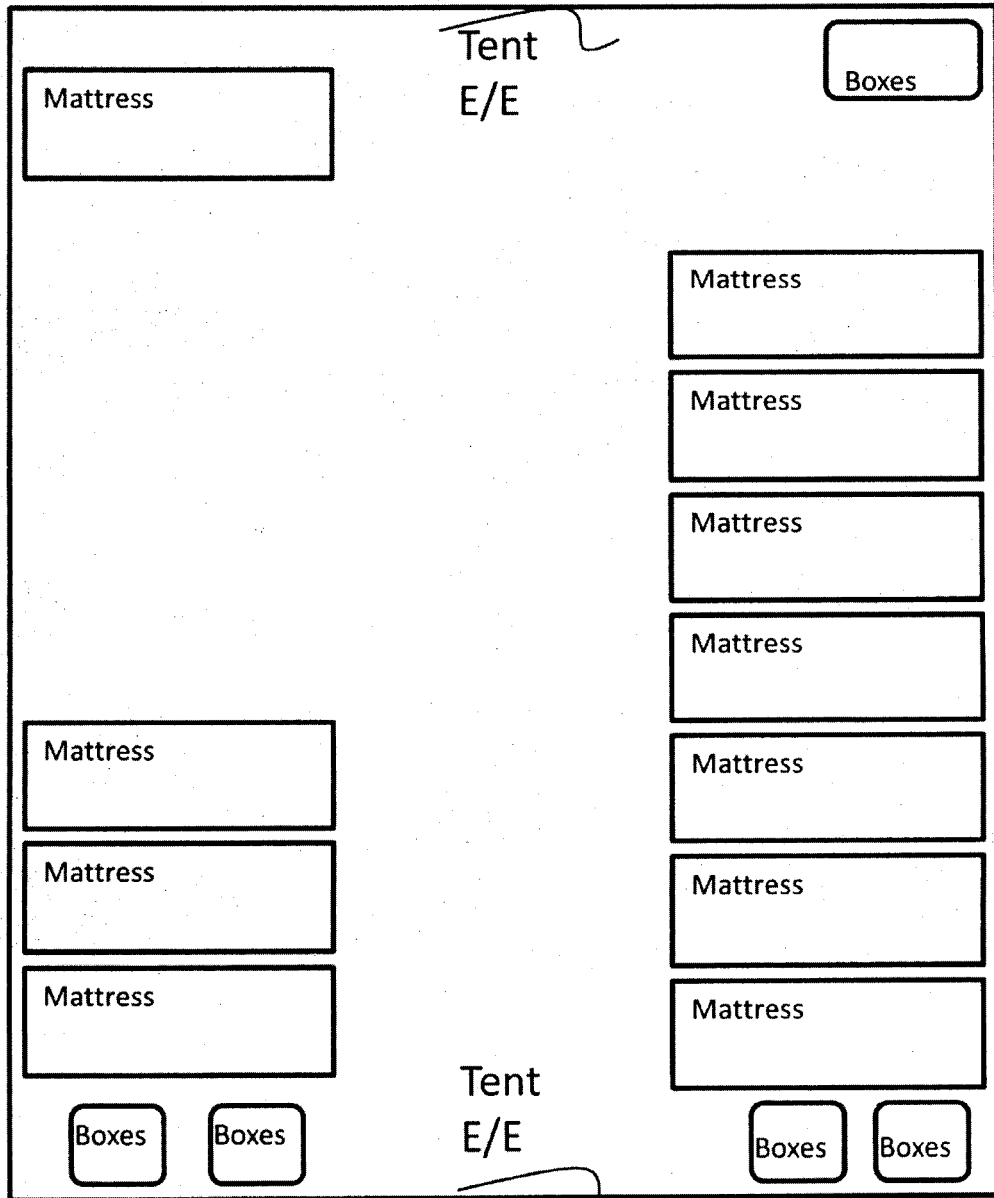
SCENE DOCUMENTATION: SA **b(6), b(7)(C)** exposed digital photographs of the crime scene using a Nikon D80 digital camera and drafted a crime scene sketch.

COLLECTION OF EVIDENCE: A search for evidence revealed no items of evidentiary value.

SEARCH BEYOND THE SCENE: A search of the area around Compound 7 revealed no items of evidentiary value. ///LAST ITEM///

<small>TYPED AGENT'S NAME AND SEQUENCE NUMBER</small> SA (b)(6), (b)(7)(C), (b)(7)(F)		<small>ORGANIZATION</small> 41st MP Detachment (CID), Camp Bucca, APO AE 09375	
<small>SIG</small>	<small>DATE</small> 14 Jan 09	<small>EXHIBIT</small> 4	

FOR OFFICIAL USE ONLY - LAW ENFORCEMENT SENSITIVE
CRIME SCENE ROUGH SKETCH 0005-09-CID579-73112



LEGEND

TITLE BLOCK

Case Number: 0005-09-CID579-73112
Offense: Undetermined Manner of Death
Date/Time: 0445, 14Jan 09
Location: Tent 3-3, Compound 7, Camp Bucca, IZ, APO AE 09375.
Subject: None
Victim: Detainee Ahmed Awwad IBRAHIM
Sketched By: SA b(6), b(7)(C) [REDACTED]
Verified By: SA b(6), b(7)(C) [REDACTED]

N
NOT TO SCALE

ACLU DDI CID ROI 30416

Exhibit 5
000041


0005-09-CID579-73112

**Photographic Packet
(Death Scene)**

For Official
Use Only
Law Enforcement
Sensitive



U.S. Army Criminal
Investigations Division



0005-09-CID579-73112

PHOTOGRAPHIC PACKET

Death Scene

ACLU DDI CID ROI 30417 EXHIBIT 6

000042

FOR OFFICIAL USE ONLY LAW ENFORCEMENT SENSITIVE
PHOTOGRAPHIC PACKET

CASE NUMBER: 0005-09-CID579-73112

NUMBER DESCRIPTION OF PHOTOGRAPH


1. Photograph depicting Entry/Exit Way (E/E) of Tent 3/3, Compound 7.
2. Photograph depicting 360 degree of inside tent 3/3.
3. Photograph depicting 360 degree of inside tent 3/3.
4. Photograph depicting 360 degree of inside tent 3/3.
5. Photograph depicting 360 degree of inside tent 3/3.
6. Photograph depicting 360 degree of inside tent 3/3.
7. Photograph depicting 360 degree of inside tent 3/3.
8. Photograph depicting 360 degree of inside tent 3/3.
9. Photograph depicting 360 degree of inside tent 3/3.
10. Photograph depicting 360 degree of inside tent 3/3.
11. Photograph depicting 360 degree of inside tent 3/3.

FOR OFFICIAL USE ONLY LAW ENFORCEMENT SENSITIVE

ACLU RDI CID ROI 30418

Exhibit


000043




ACLU DDI CID ROI 30419




ACLU DDI CID ROI 30420



ACLU DDI CID ROI 30421




ACLU DDI CID ROI 30422




ACLU DDI CID ROI 30423

AC




ACLU DDI CID ROI 30424




ACLU DDI CID ROI 30425


AC



ACLU DDI CID ROI 30426



ACLU DDI CID ROI 30427



ACLU DDI CID ROI 30428

SUPER
GALA
APPLE



APPLES OF THE BEST QUALITY

ACLU DDI CID ROI 30429

AC

FOR OFFICIAL USE ONLY/LAW ENFORCEMENT SENSITIVE

0005-09-CID579-73112

PHOTOGRAPHIC CD-ROM

Originals Disc

(USACIDC only)



U.S. Army Criminal
Investigations Division

Official
Use Only
Law Enforcement
Sensitive




Exhibit 6

0005-09-CID579-73112

ORIGINALS DISC

USACIDC ONLY

FOR OFFICIAL USE ONLY/LAW ENFORCEMENT SENSITIVE

EXHIBIT 7

ACLU DDI CID ROI 30430

000055

FOR OFFICIAL USE ONLY LAW ENFORCEMENT SENSITIVE
PHOTOGRAPHIC PACKET

CASE NUMBER: 0005-09-CID579-

- | <u>NUMBER</u> | <u>DESCRIPTION OF PHOTOGRAPH</u> |
|---------------|---|
| 1. | Photograph depicting overhead view of Detainee IBRAHIM. |
| 2. | Photograph depicting overhead view of Detainee IBRAHIM. |
| 3. | Photograph depicting overhead view of Detainee IBRAHIM. |
| 4. | Photograph depicting overhead view of Detainee IBRAHIM. |
| 5. | Photograph depicting the right side of Detainee IBRAHIM's head. |
| 6. | Photograph depicting the right hand of Detainee IBRAHIM. |
| 7. | Photograph depicting the right hand of Detainee IBRAHIM. |
| 8. | Photograph depicting the right hand of Detainee IBRAHIM. |
| 9. | Photograph depicting overhead view of Detainee IBRAHIM. |
| 10. | Photograph depicting IV line in left arm of Detainee b(6), b(7)(C) |
| 11. | Photograph depicting IV line in left arm of Detainee b(6), b(7)(C) |
| 12. | Photograph depicting the left hand of Detainee IBRAHIM. |
| 13. | Photograph depicting the left hand of Detainee IBRAHIM. |
| 14. | Photograph depicting the left hand of Detainee IBRAHIM. |
| 15. | Photograph depicting the left hand of Detainee IBRAHIM. |
| 16. | Photograph depicting the left arm of Detainee IBRAHIM. |
| 17. | Photograph depicting the abdomen of Detainee IBRAHIM. |
| 18. | Photograph depicting the legs of Detainee IBRAHIM. |
| 19. | Photograph depicting the legs of Detainee IBRAHIM. |
| 20. | Photograph depicting the feet of Detainee IBRAHIM. |

**FOR OFFICIAL USE ONLY LAW ENFORCEMENT SENSITIVE
PHOTOGRAPHIC PACKET**

CASE NUMBER: 0005-09-CID579-

NUMBER DESCRIPTION OF PHOTOGRAPH

21. Photograph depicting the bottom of Detainee IBRAHIM's left foot.
22. Photograph depicting the bottom of Detainee IBRAHIM's right foot.
23. Photograph depicting the back of Detainee IBRAHIM's right foot.
24. Photograph depicting the right side of Detainee IBRAHIM's head.
25. Photograph depicting the left side of Detainee IBRAHIM's head.
26. Photograph depicting the left eye of Detainee IBRAHIM

FOR OFFICIAL USE ONLY LAW ENFORCEMENT SENSITIVE

ACLU RDI CID ROI 30432

Exhibit

000057

**FOR OFFICIAL USE ONLY LAW ENFORCEMENT SENSITIVE
PHOTOGRAPHIC PACKET**

CASE NUMBER: 0005-09-CID579-73112

NUMBER DESCRIPTION OF PHOTOGRAPH


1. Photograph depicting Entry/Exit Way (E/E) of Tent 3/3, Compound 7.
2. Photograph depicting 360 degree of inside tent 3/3.
3. Photograph depicting 360 degree of inside tent 3/3.
4. Photograph depicting 360 degree of inside tent 3/3.
5. Photograph depicting 360 degree of inside tent 3/3.
6. Photograph depicting 360 degree of inside tent 3/3.
7. Photograph depicting 360 degree of inside tent 3/3.
8. Photograph depicting 360 degree of inside tent 3/3.
9. Photograph depicting 360 degree of inside tent 3/3.
10. Photograph depicting 360 degree of inside tent 3/3.
11. Photograph depicting 360 degree of inside tent 3/3.

FOR OFFICIAL USE ONLY LAW ENFORCEMENT SENSITIVE

ACLU RDI CID ROI 30460

Exhibit

000084

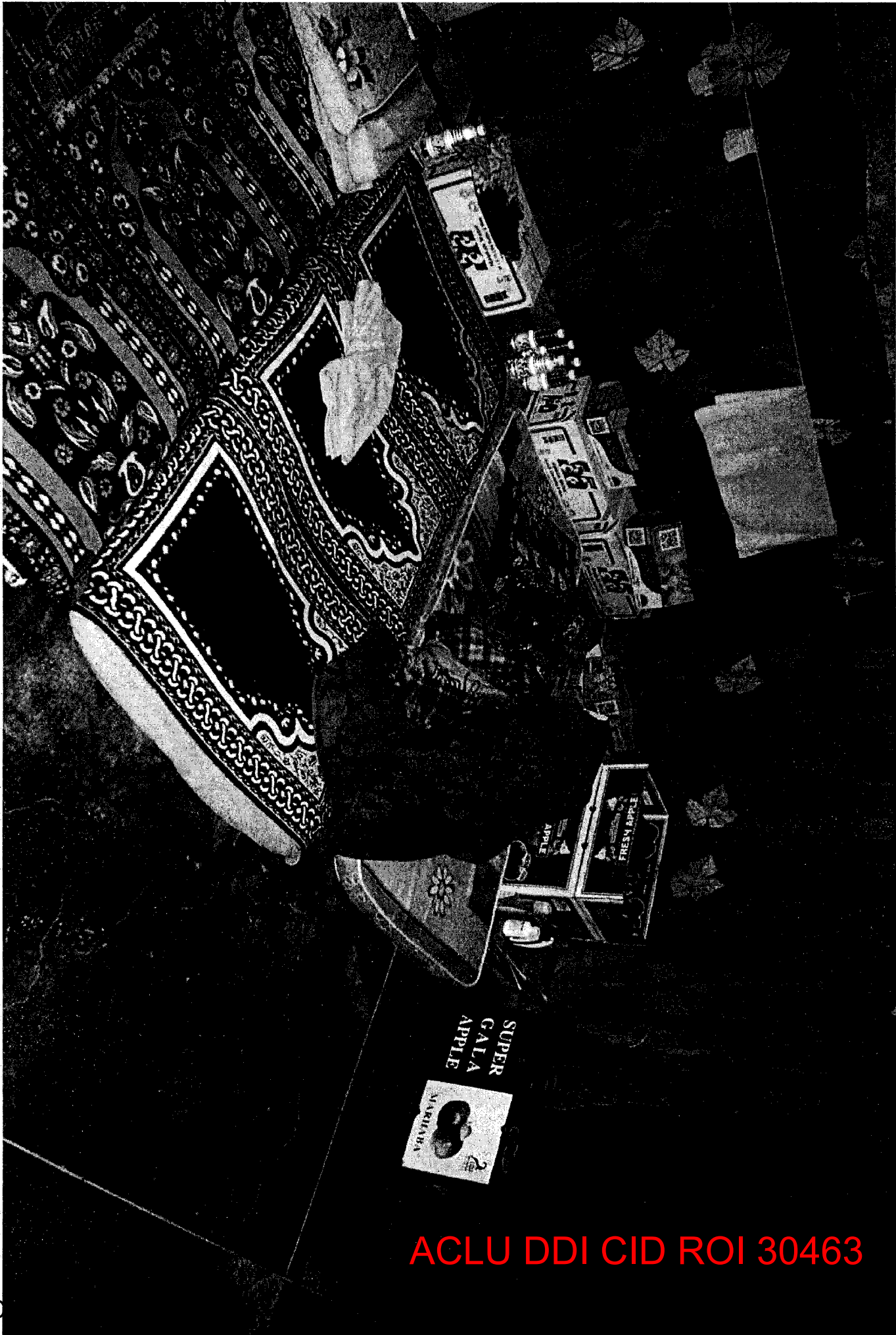


ACLU DDI CID ROI 30461




ACLU DDI CID ROI 30462

AC




ACLU DDI CID ROI 30463




ACLU DDI CID ROI 30464

AC

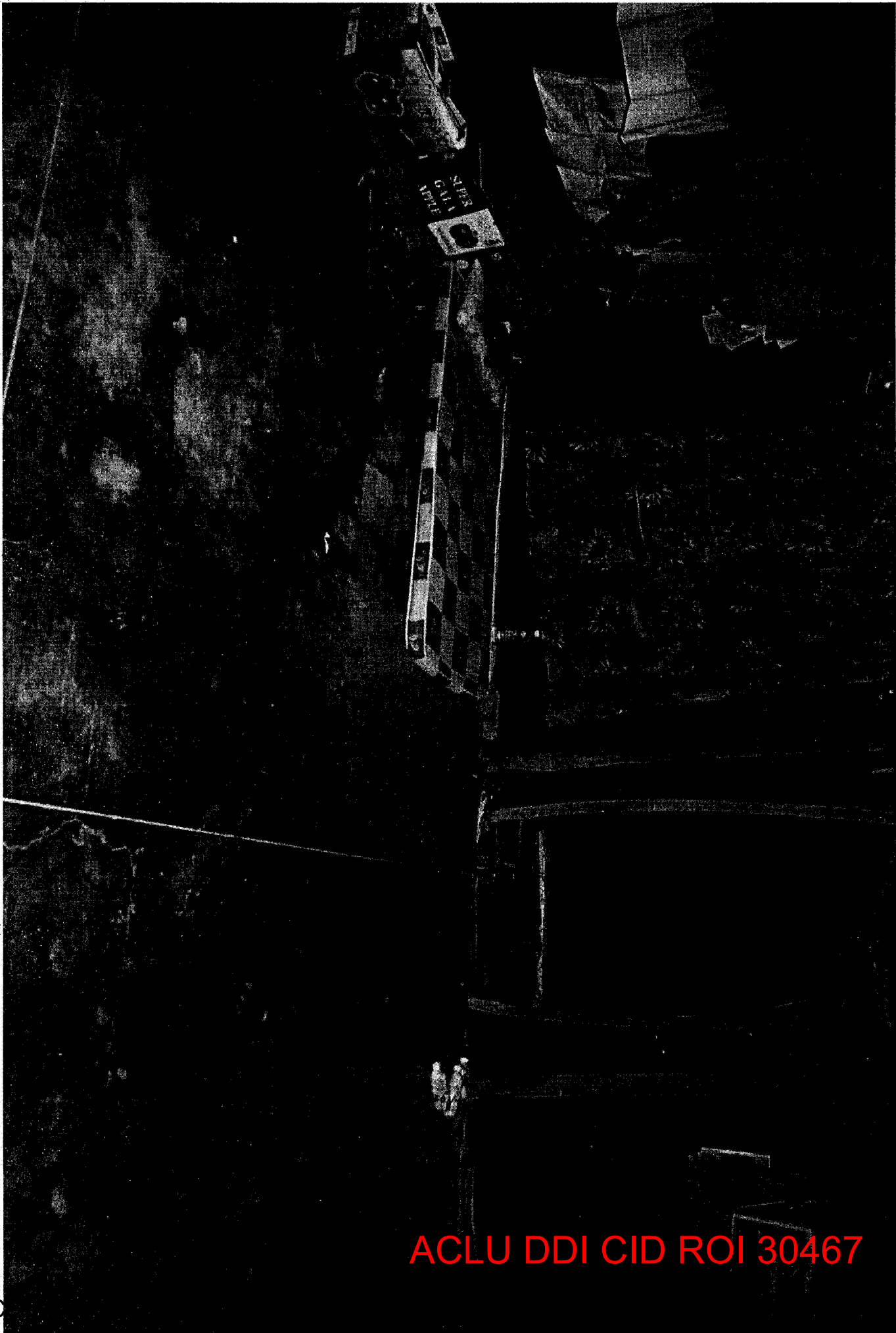


ACLU DDI CID ROI 30465


AC



ACLU DDI CID ROI 30466




ACLU DDI CID ROI 30467




ACLU DDI CID ROI 30468

AC




ACLU DDI CID ROI 30469



ACLU DDI CID ROI 30470

SUPER
GALA
APPLE



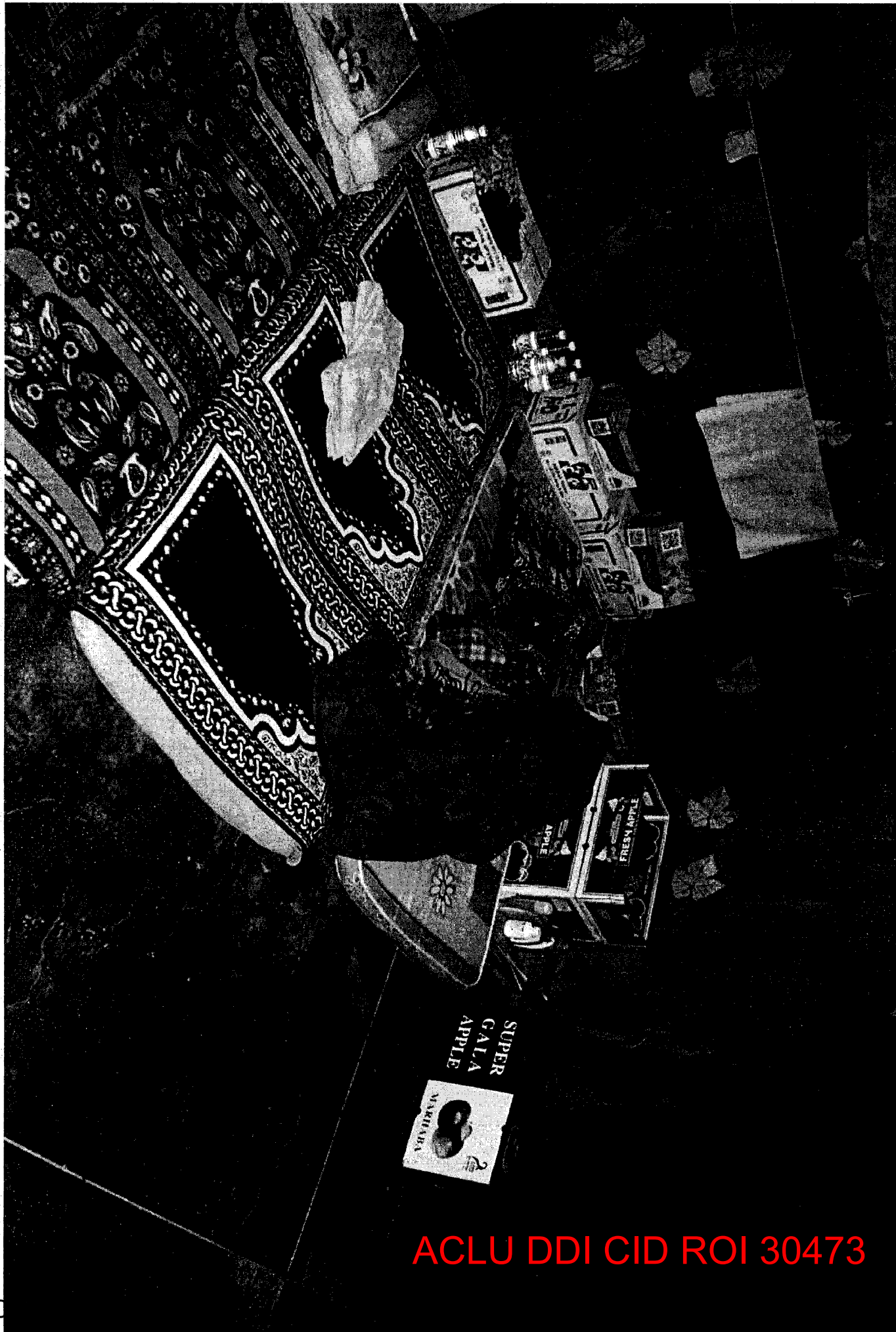
SMILE! 3 PREMIUM
APPLES OF SELECTED QUALITY

ACLU DDI CID ROI 30471

AC

ACLU DDI CID ROI 30472

AC




SUPER GALA APPLE
MARKING

FRESH APPLE
APPLE

ACLU DDI CID ROI 30473

AC




ACLU DDI CID ROI 30474


AC



ACLU DDI CID ROI 30475




ACLU DDI CID ROI 30476




ACLU DDI CID ROI 30477

AC

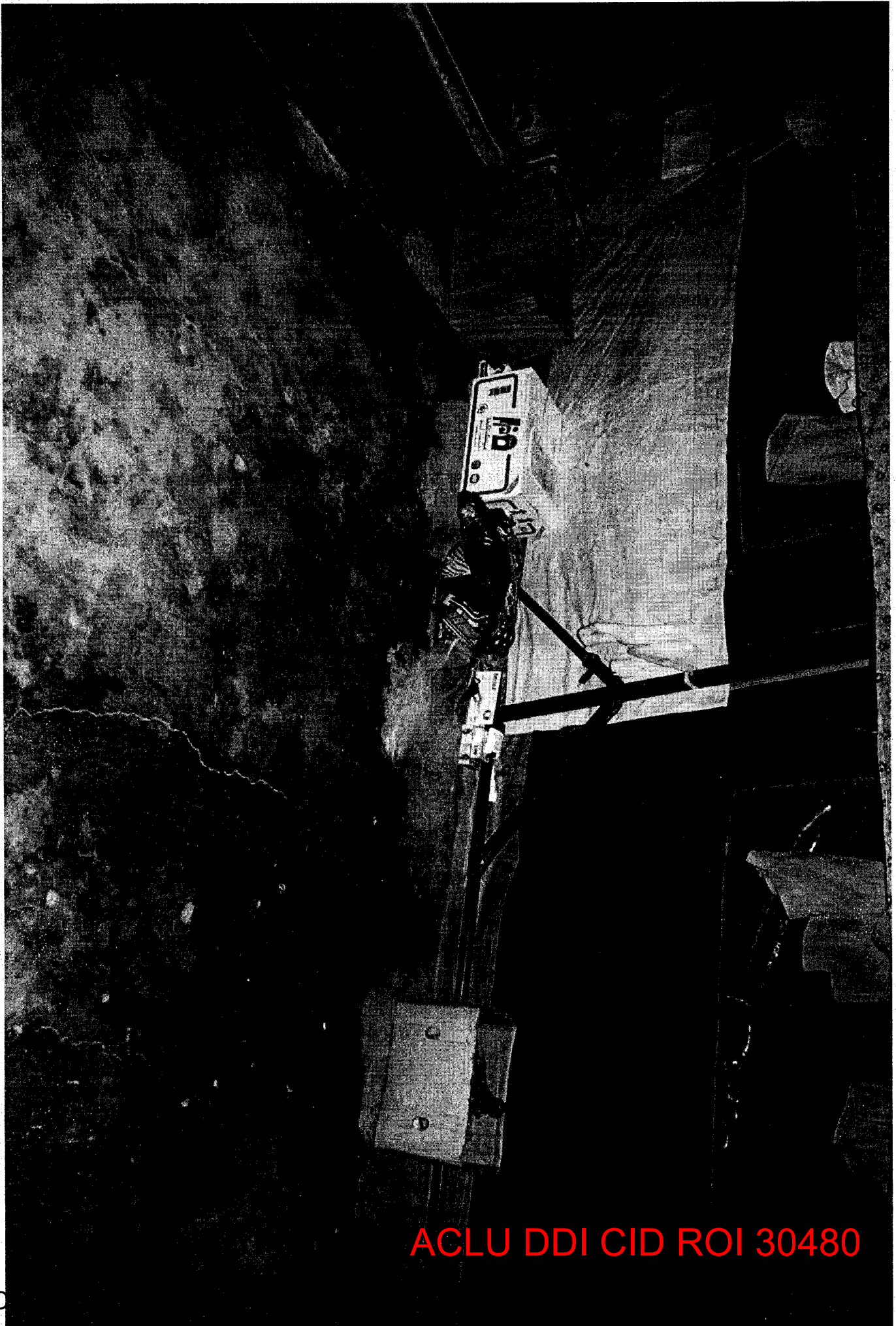


ACLU DDI CID ROI 30478




ACLU DDI CID ROI 30479

AC



ACLU DDI CID ROI 30480




ACLU DDI CID ROI 30481

ACLU DDI CID ROI 30482

AC

ACLU DDI CID ROI 30483

AC



ACLU DDI CID ROI 30484

AC

ACLU DDI CID ROI 30485

AC

ACLU DDI CID ROI 30486

AC

ACLU DDI CID ROI 30487

AC

ACLU DDI CID ROI 30488

AC

ACLU DDI CID ROI 30489

AC

ACLU DDI CID ROI 30490

AC

ACLU DDI CID ROI 30491


AC

ACLU DDI CID ROI 30492

AC

ACLU DDI CID ROI 30493


AC




ACLU DDI CID ROI 30494



ACLU DDI CID ROI 30495




ACLU DDI CID ROI 30496



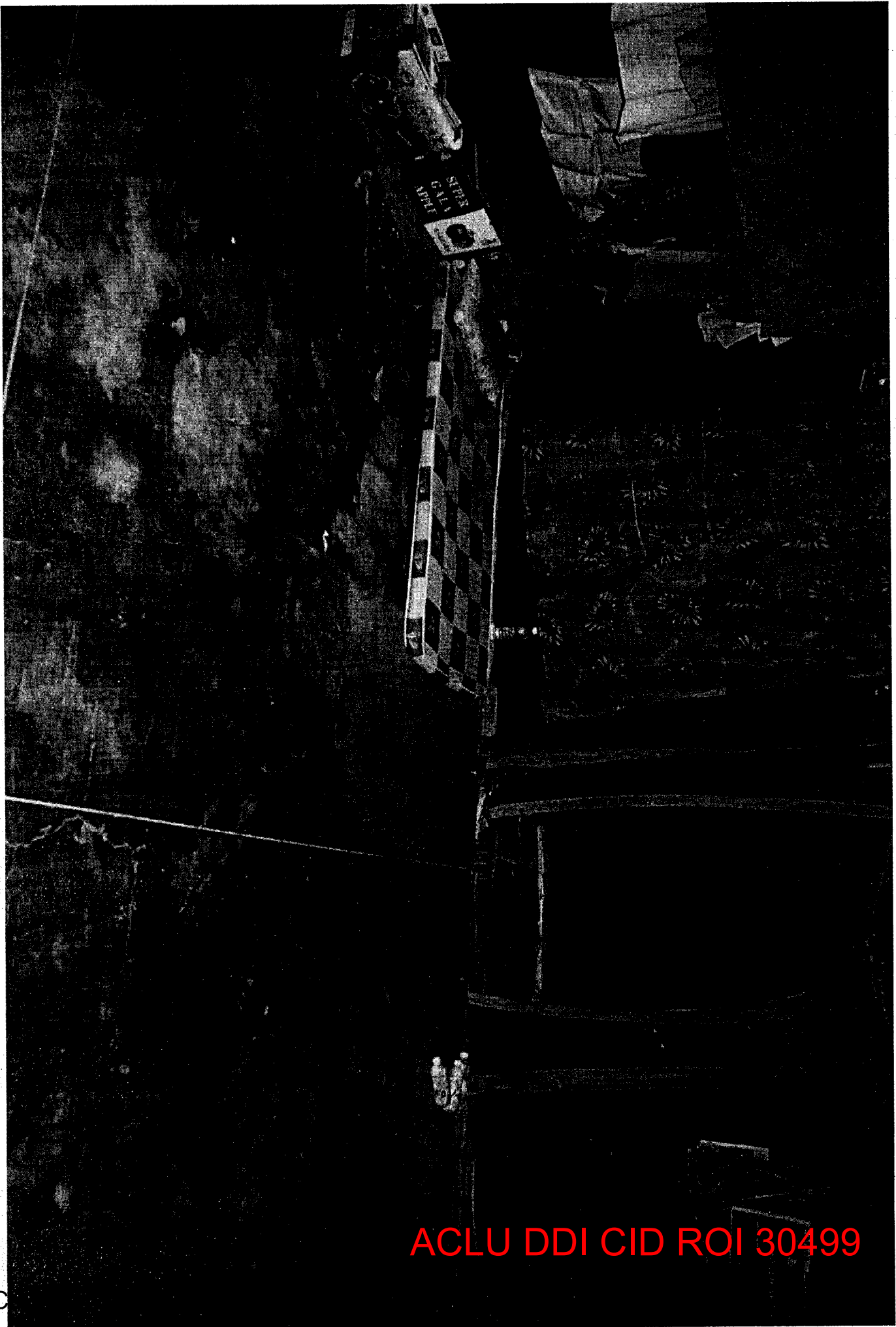
ACLU DDI CID ROI 30497

AC




ACLU DDI CID ROI 30498

AC




ACLU DDI CID ROI 30499


AC



ACLU DDI CID ROI 30500



ACLU DDI CID ROI 30501



ACLU DDI CID ROI 30502

AC


SUPER
GALA
APPLE



2 MILLET 3 PATRIUM
APPLES OF SELECTED QUALITY

ACLU DDI CID ROI 30503


AC



ACLU DDI CID ROI 30504




ACLU DDI CID ROI 30505




ACLU DDI CID ROI 30506

AC




ACLU DDI CID ROI 30507

AC




ACLU DDI CID ROI 30508



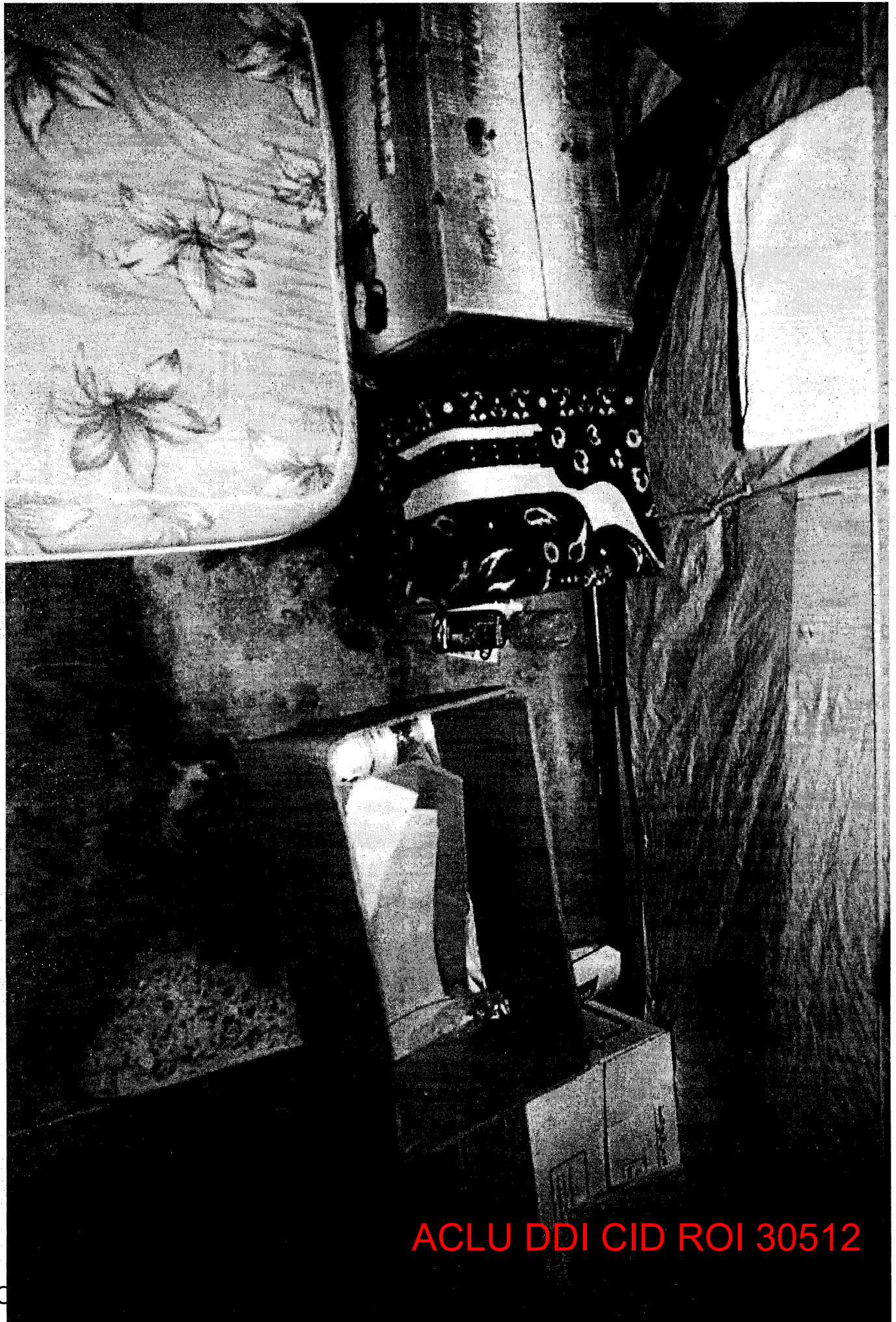
ACLU DDI CID ROI 30509



ACLU DDI CID ROI 30510




ACLU DDI CID ROI 30511



ACLU DDI CID ROI 30512



ACLU DDI CID ROI 30513



ACLU DDI CID ROI 30514

AC




ACLU DDI CID ROI 30515




ACLU DDI CID ROI 30516

AC



ACLU DDI CID ROI 30517


AC



ACLU DDI CID ROI 30518


ACLU DDI CID ROI 30519

AC




ACLU DDI CID ROI 30520


AC



ACLU DDI CID ROI 30521




ACLU DDI CID ROI 30522




ACLU DDI CID ROI 30523


AC



ACLU DDI CID ROI 30524



ACLU DDI CID ROI 30525




ACLU DDI CID ROI 30526

AC



ACLU DDI CID ROI 30527

AC




ACLU DDI CID ROI 30528

AC

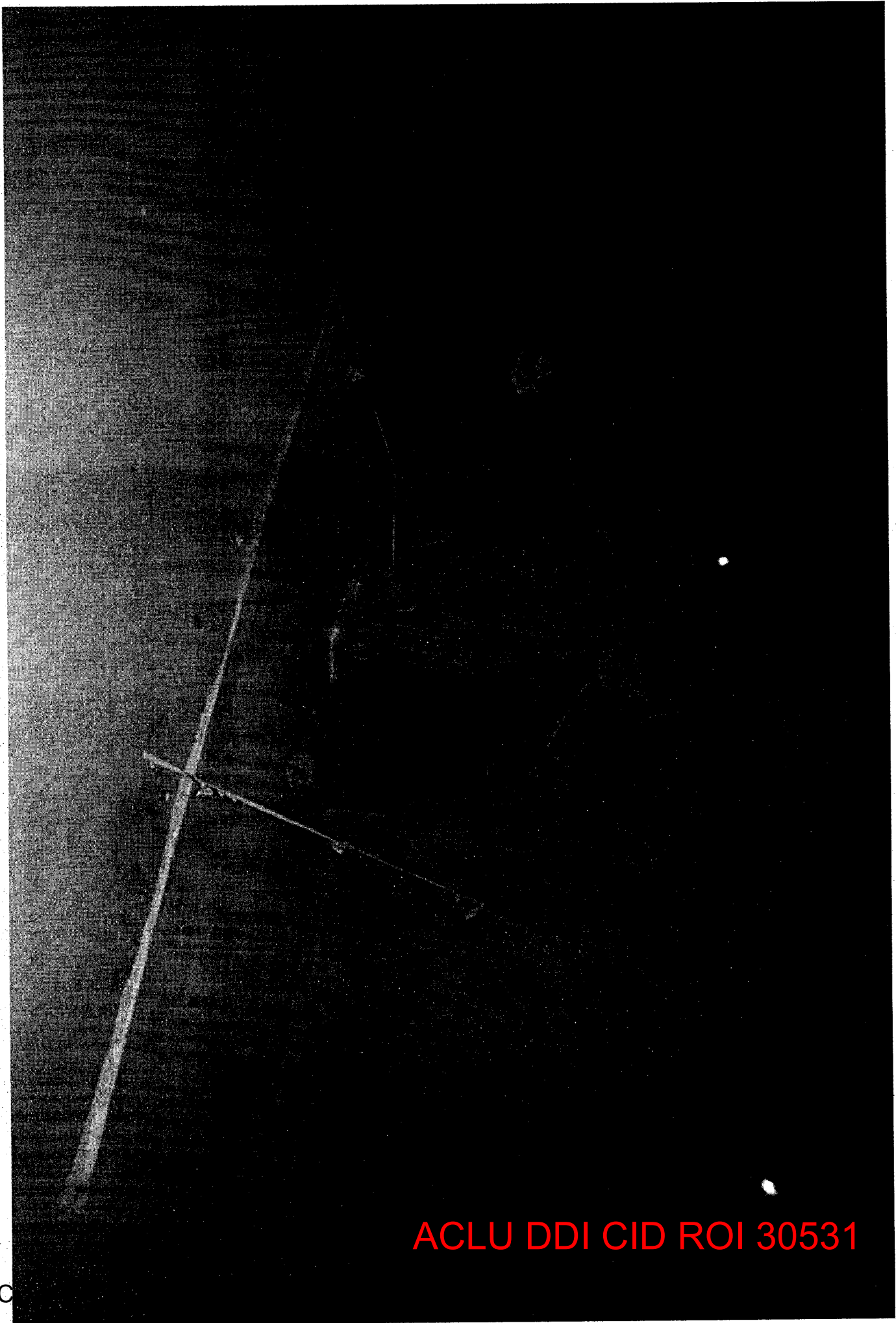
ACLU DDI CID ROI 30529

AC



ACLU DDI CID ROI 30530

AC



ACLU DDI CID ROI 30531

AC


b(6), b(7)(C)

ACLU DDI CID ROI 30532


AC

ACLU DDI CID ROI 30533

AC



ACLU DDI CID ROI 30534



ACLU DDI CID ROI 30535

AC

ACLU DDI CID ROI 30536

AC



ACLU DDI CID ROI 30537

AC

11

111



ACLU DDI CID ROI 30538

AC

ACLU DDI CID ROI 30539

AC

USE THIS PAGE IF NEEDED. IF THIS PAGE IS NOT NEEDED, PLEASE PROCEED TO FINAL PAGE OF THIS FORM.

STATEMENT OF _____ TAKEN AT _____ DATED _____

9. STATEMENT (Continued)

INITIALS OF PERSON MAKING STATEMENT

PAGE OF PAGES

ACLU DDI CID ROI 30542

000165

Date translated: 24 Jan 2009

- 1- After we went to sleep around 11 O'clock at night. Some friends woke up at the noises were made by this man. It was the breath of death. And that was at 0110.
- 2- I woke up at 0110 tried to help him, I put him on my hand, and he was unconscious
- 3- . After five minutes he died.
- 4- We carried him fast to the gate, the guard tried to help him by giving him CPR they moved him to the hospital immediately. They told us from the hospital that he died.
- 5- He was in good health, and he did not take any medication.
- 6- He had no problem with any of the detainees or others.
- 7- Before he went to sleep he was happy joking with his brothers the detainees.

-STATEMENT END-

Translated By: CATII Linguist, CODE **b(6), b(7)(C)**

Signature: **b(6), b(7)(C)**—

Address or Location: CID Office, Camp Bucca, IZ, APO AE 09375

CERTIFICATE OF DEATH (OVERSEAS)
Acte de décès (D'Outre-Mer)

NAME OF DECEASED (Last, First, Middle) Nom du décédé (Nom et prénoms) **ABRAHIM, AHMAD AUWAD**
GRADE Grade **S1**
BRANCH OF SERVICE Arme
SOCIAL SECURITY NUMBER Numéro de l'Assurance Sociale **900-32-1017**

ORGANIZATION Organisation
NATION (e.g., United States) Pays **ILQA**
DATE OF BIRTH Date de naissance **31 Dec 1987**
SEX Sexe MALE Masculin
 FEMALE Féminin

RACE Race
MARRIAGE STATUS État Civil
RELIGION Culte
CAUCASOID Caucasique
SINGLE Célibataire
DIVORCED Divorcé
PROTESTANT Protestant
OTHER (Specify) Autre (Spécifier) **X ISLAM - Sunni**
NEGROID Négróide
MARRIED Marié
SEPARATED Séparé
CATHOLIC Catholique
OTHER (Specify) Autre (Spécifier) **X**
WIDOWED Veuf
JEWISH Juif

NAME OF NEXT OF KIN Nom du plus proche parent
RELATIONSHIP TO DECEASED Parenté du décédé avec le susdit

STREET ADDRESS Domicile à (Rue)
CITY OF TOWN AND STATE (Include ZIP Code) Ville (Code postal compris)

MEDICAL STATEMENT Declaration médicale

CAUSE OF DEATH (Enter only one cause per line) Cause de décès (Indiquer qu'une cause par ligne)
INTERVAL BETWEEN ONSET AND DEATH Intervalle entre l'attaque et le décès

DISEASE OR CONDITION DIRECTLY LEADING TO DEATH Maladie ou condition directement responsable de la mort
CARDIAC ARREST
1 hr, 14 mins

ANTECEDENT CAUSES Symptômes précurseurs de la mort
MORBID CONDITION, IF ANY, LEADING TO PRIMARY CAUSE Condition morbide, s'il y a lieu, menant à la cause primaire
UNDERLYING CAUSE, IF ANY, GIVING RISE TO PRIMARY CAUSE Raison fondamentale, s'il y a lieu, ayant suscité la cause primaire

OTHER SIGNIFICANT CONDITIONS Autres conditions significatives

MODE OF DEATH Condition de décès
AUTOPSY PERFORMED Autopsie effectuée YES Oui NO Non
CIRCUMSTANCES SURROUNDING DEATH DUE TO EXTERNAL CAUSES Circonstances de la mort suscitées par des causes extérieures
NATURAL Mort naturelle
ACCIDENT Mort accidentelle
SUICIDE Suicide
NAME OF PATHOLOGIST Nom du pathologiste
HOMICIDE Homicide
SIGNATURE Signature
DATE Date
AVIATION ACCIDENT Accident à Avion YES Oui NO Non

DATE OF DEATH (Hour, day, month, year) Date de décès (Heure, le jour, le mois, l'année) **0214HRS, 14 Jan 2009**
PLACE OF DEATH Lieu de décès **TF 115th MED, Camp Bucca ROAD APO AE 09375**

I HAVE VIEWED THE REMAINS OF THE DECEASED AND DEATH OCCURRED AT THE TIME INDICATED AND FROM THE CAUSES AS STATED ABOVE.
J'ai examiné les restes mortels du défunt et je conclus que le décès est survenu à l'heure indiquée et à la suite des causes énumérées ci dessus

(b)(6) itaire ou du médecin sanitaire (b)(6) ne

GRADE Grade (b)(6)
INSTALLATION OR ADDRESS Installation ou adresse

DATE Date **1/14/2009**
(b)(6)

1 State disease, injury or complication
2 State conditions contributing to the death
3 Present the nature of the disease, the injury or condition which contributed to the death
LU DDI CID ROI 30547

HOSPITAL REPORT OF DEATH <small>FOR USE OF THIS FORM, SEE AR 40400; THE PROPONENT AGENCY IS OFFICE OF THE SURGEON GENERAL.</small>	NAME AND LOCATION OF HOSPITAL TF 115th MED, Camp Bucca Iraq, APO AE 09375
--	---

*Instructions - Medical Officer in attendance will:
Prepare, in one copy only, Items 1 through 10 and sign Item 11.
Print or type entries.*

Send form, without delay to the Registrar or Administrative Officer of the Day, for necessary action and for preparation of required number of copies.

SECTION A - ATTENDING MEDICAL OFFICER'S REPORT

PERSONAL DATA

1. PATIENT DATA (Patient's ward plate will be used to imprint identifying data if available) US91Z-321017C1 ABRAHIM, AHMAD AWWAD 20/900-32-1017 Patient's name (Last, first, middle initial) Grade, Social Security Account No., Register Number and Ward Number	2. TIME OF DEATH (Hour-day-month-year) 0214hrs; 14 JAN 2009	3. MEDICAL EXAMINER/ CORONER'S CASE <input type="checkbox"/> YES <input type="checkbox"/> NO 5. CHAPLAIN NOTIFIED <input checked="" type="checkbox"/> YES <input type="checkbox"/> NO
4. RELIGION ISLAM-SUNNI		6. NAME, ADDRESS AND RELATIONSHIP OF RELATIVE OR FRIEND PRESENT AT DEATH

CAUSE OF DEATH	APPROXIMATE INTERVAL BETWEEN ONSET AND DEATH
-----------------------	---

7a. DISEASE OR CONDITION DIRECTLY LEADING TO DEATH (This does not mean the mode of dying, e.g., heart failure, asthenia, etc. It means the disease, injury, or complication which caused death)	DUE TO (or as a consequence of) CARDIAC ARREST	1hr, 14mins
7b. ANTECEDENT CAUSES (Morbid conditions, if any, giving rise to the above cause, stating the underlying condition last)	DUE TO (or as a consequence of) (1) (2)	
8. OTHER SIGNIFICANT CONDITIONS CONTRIBUTING TO THE DEATH, BUT NOT RELATED TO THE DISEASE OR CONDITION CAUSING IT	a. b.	

9. DATE 1/14/2009	10. TYPED OR PRINTED NAME AND GRADE OF MEDICAL OFFICER IN ATTENDANCE (b)(6)
----------------------	--

SECTION B - ADMINISTRATIVE

TYPE OF ACTION	HOUR	DAY	SIGNATURE OF RESPONSIBLE OFFICER
12. TELEGRAM TO NEXT OF KIN OR OTHER AUTHORIZED PERSON			
13. POST ADJUTANT GENERAL NOTIFIED			
14. IMMEDIATE CO OF DECEASED NOTIFIED			
15. INFORMATION OFFICE NOTIFIED			
16. POST MORTUARY OFFICER NOTIFIED			
17. RED CROSS NOTIFIED			
18. OTHER (Specify)			
19.			

SECTION C - RECORD OF AUTOPSY

20. AUTOPSY PERFORMED (If yes, give date and place) <input type="checkbox"/> YES <input type="checkbox"/> NO	21. AUTOPSY ORDERED BY (Signature)	
22. PROVISIONAL PATHOLOGICAL FINDINGS		
23. DATE	24. TYPED NAME AND GRADE OF PHYSICIAN PERFORMING AUTOPSY	25. SIGNATURE OF PHYSICIAN PERFORMING AUTOPSY
26. DATE	27. TYPED NAME AND GRADE OF REGISTRAR	28. SIGNATURE OF REGISTRAR

HEALTH RECORD

CHRONOLOGICAL RECORD OF MEDICAL CARE

Patient: DETAINEE, ISN321017
Facility: WBH6B1

Date: 14 Jan 2009 0218 AST
Clinic: TF 115 (BUCCA)

Appt Type: ROUNTN
Provider: (b)(6)

AutoCites Refreshed by @ 14 Jan 2009 0442 AST

Problems

No Problems Found.

Active Medications

No Active Medications Found.

Allergies

No Allergies Found.

Screening Written by (b)(6) @ 14 Jan 2009 0218 AST

Appointment Reason For Visit: RESPIRATORY ARREST;

Selected Reason(s) For Visit:

RESPIRATORY ARREST (New) Comments:

Vitals Written by (b)(6) @ 14 Jan 2009 0218 GST

T: 96.4 °F.

Comments: pt had no hr, and no respirations at time of arrival.

S/O Note Written by (b)(6) @ 14 Jan 2009 0449 AST

History of present illness

The Patient is a 29 year old male.

* Encounter Background Information: Late 20's early 30's detainee BIB EMS w/ CPR in progress found pulseless with fixed and dilated pupils. Per EMS pt was brought to the wire at approx 0100hrs by fellow detainees stating that pt was pulseless at that time, down for unknown period of time. Guard at scene began CPR after 2 precordial chest thumps w/o effect, transported by medics w/ ongoing CPR. No previous encounters listed in TMIP.

Physical findings**Vital signs:**

* Vital signs: apnea and pulseless.

General appearance:

* General appearance: Unresponsive to painful stimulus.

Head:

* Normal.

Eyes:

General/bilateral:

* Eyes: fixed and dilated 5mm bilaterally without any EOM.

Chest:

* Normal No evidence of trauma.

Lungs:

* Normal Coarse rhonchorous breath sounds bilaterally w/ BVM respirations. Easily ventilated.

Cardiovascular system:

* Cardiovascular system: No carotid pulse felt.

Abdomen:

* Normal.

Genitalia:

* Normal.

Perineum:

* Normal.

Skin:

* Normal.

Neurological:

* System: Unresponsive to any stimuli.

Name: DETAINEE, ISN321017

Sex: M

Sponsor: DETAINEE, ISN321017

EMP/SSN: 20/900321017

Tel H:

Rank:

DOB: 31 Dec 1979

Tel W:

Unit:

PCat: K78 FOREIGN

CS:

Outpt Rec. Rm:

NATIONAL-POW/INTERNEE

MC Status:

WS:

PCM:

Insurance: No

Tel. PCM:

FOR OFFICIAL USE ONLY
LAW ENFORCEMENT SENSITIVE

STANDARD FORM 600 (REV. 5)
Prescribed by GPO (2004) 5010-108
FORM (MAY 2002) 5010-108

ACLU-RDI CID ROI 30550

THIS INFORMATION IS PROTECTED BY THE PRIVACY ACT OF 1974 (PL-93-579). UNAUTHORIZED ACCESS TO THIS INFORMATION IS A VIOLATION OF FEDERAL LAW. VIOLATORS WILL BE PROSECUTED.

000171
EXHIBIT 10

January 14, 2009
 Detainee #320017

Nurses Notes

0120 – Pt arrived to ER via FLA in full arrest. Pt blue in color in face. Pt moved to trauma room #1 and placed on bed. Pt's clothes cut off. BVM used for respirations. (b)(6) present immediately. Additional nurse requested from ICU. (b)(6) came to assist in code. CPR started after clothes removed. Pt connected to monitor via pads. Initial rhythm showed V-Fib. Pt's pupils fixed and dilated

0124 – Pulse checked. shock administered for v-fib. At 150J. no change in rhythm. CPR continued.

0125 – IV's est to bilateral AC. 16g to RAC, 18g to LAC. NS 1L started to both. 7.5 ETT placed by (b)(6) on first attempt. Tube was inserted past numbers. Breath sounds confirmed by (b)(6) Breath sounds present in both lungs. End tidal CO2 detector used. Positive color change. ETT secured with after market device.

0127 – EPI (1:10,000) x1 given IV. 24F OG placed. Placement confirmed by auscultation over stomach. Connected to suction.

0129 – Pulse checked. None felt. Pt remains in VF rhythm. Another unit dose (UD) epi given IV. Shocked delivered at 200J. pt remained in VF. CPR resumed

0130 – Rectal temperature obtained, 96.4 F

0131 – Epi UD given IV

0132 – CBG obtained, 155 mg/dl

0133 – Pulse checked, none felt. Pt remains in VF rhythm. Shock delivered at 200J. VF after shock

0134 – Lidocaine 100mg IV given

Cardiac Arrest Nurses Note
 Detainee #321017

ACLU DDI CID ROI 30552
 FOR OFFICIAL USE ONLY
 LAW ENFORCEMENT SENSITIVE

EXHIBIT 10

0136 – RAC IV infiltrated. Right tibial IO started by (b)(6) with EZ IO drill on first attempt with adult needle. 1L NS started to IO

0137 – EPI UD given through IO. No signs of infiltration to IO. IO secured

0138 – Pulse checked, none felt. Pt remains in VF rhythm. Shock delivered at 200J. VF after shock

0143 – Pulse checked, none felt. Pt remains in VF rhythm. Shock delivered at 200J. VF after shock

0144 – 0.4mg Narcan given IV

0146 – EPI UD given through IO. ABG obtained right femoral.

0147 – 1.6mg Narcan given IV

0149 – EPI UD given through IO. Pulse checked, none felt. Pt remains in VF rhythm. Shock delivered at 200J. rhythm change to VT after shock. Converted back to VF shortly after

0150 – 18F foley placed by (b)(6) Clear yellow urine returned. 1 amp Sodium Bicarb given through IO

0153 – 1 unit dose calcium chloride given through IO by (b)(6) Pulse checked, none felt. Pt remains in VF. Shock delivered at 200J. pt remains in VF after shock. CPR continued

0155 – Bilateral needle decompressions performed with 14g needles completed by (b)(6) under direct supervision of (b)(6)

(b)(6) EPI UD given IO

0157 – EPI UD given IO. Pt remains in VF. Pulse checked, none felt. CPR continued

0159 – Pulse checked, none felt. Pt remains in VF. Shock delivered at 200J. VF after shock

0201 – Lidocaine 50mg via IO given

Cardiac Arrest Nurses Note

ACLU-RDI 5598p-1201017

ACLU DDI CID ROI 30553
FOR OFFICIAL USE ONLY
LAW ENFORCEMENT SENSITIVE

EXHIBIT 10
000174
2

0203 – ETT suctioned. Frothy pink sputum returned

0205 – Repeat ABG obtained from right femoral

0206 – Pulse checked, none felt. Pt remains in VF. Shock delivered at 200J. Pt remains in VF after shock. CPR continued. UD EPI given IO

0210 – 1 amp Sodium Bicard given IO

0210 – pulse checked, none felt. Pt remains in VF. Shock delivered at 200J. Pt remains in VF after shock. CPR continued.

0213 – UD EPI given IO

0214 – Code called by (b)(6)

0225 – Chiefs (3) from patient's compound allowed to see body under supervision of compound 7 officer's. Pt's body had been turned so feet were facing towards East.

0230 – (b)(6) notified of death via phone. TOC and PAD notified of detainee death by (b)(6)

0310 – MPs from 320th at ER for retinal scan. Pt moved to area of bed 4 in order for SIPR cable to reach from PAD.

0318 – CID arrived

0415 – Notified by (b)(6) that he had removed, bilateral AC IV's, ETT, OG, bilateral DART needles, and foley catheter. IO needle remains. (b)(6)

(b)(6) told to right memorandum for record of actions that is to be included in patient's chart. Items removed from body placed in biohazard bag and placed in body bag.

FOR OFFICIAL USE ONLY
LAW ENFORCEMENT SENSITIVE

ACLU RDI 558 ip # 211017 CID RDI 305540

Cardiac Arrest Nurses Note

000175

3

0423 – Pt placed in body bag. Toe tag applied. Pt taken to morgue by EMT medics

(b)(6)

(b)(6)

TF 115 MED
Camp Bucca, Iraq

ACLU DDI CID ROI 30555

EXHIBIT 170

Cardiac Arrest Nurses Note

FOR OFFICIAL USE ONLY
LAW ENFORCEMENT SENSITIVE

000176
4

ACLU-RDI 5508e.422017

SWORN STATEMENT

For use of this form, see AR 190-45; the proponent agency is PMG.

PRIVACY ACT STATEMENT

AUTHORITY: Title 10, USC Section 301; Title 5, USC Section 2951; E.O. 9397 Social Security Number (SSN).

PRINCIPAL PURPOSE: To document potential criminal activity involving the U.S. Army, and to allow Army officials to maintain discipline, law and order through investigation of complaints and incidents.

ROUTINE USES: Information provided may be further disclosed to federal, state, local, and foreign government law enforcement agencies, prosecutors, courts, child protective services, victims, witnesses, the Department of Veterans Affairs, and the Office of Personnel Management. Information provided may be used for determinations regarding judicial or non-judicial punishment, other administrative disciplinary actions, security clearances, recruitment, retention, placement, and other personnel actions.

DISCLOSURE: Disclosure of your SSN and other information is voluntary.

1. LOCATION Emergency Department Camp Bucca, Iraq	2. DATE (YYYYMMDD) 2009/01/14	3. TIME 04:30	4. FILE NUMBER
5. LAST NAME, FIRST NAME, MIDDLE NAME b(6), b(7)(C)	6. SSN b(6), b(7)(C)	7. GRADE/STATUS SGT/E-5	
8. ORGANIZATION OR ADDRESS TF 115th Medical Camp Bucca Iraq APO AE 09375			

9. I, SGT b(6), b(7)(C), WANT TO MAKE THE FOLLOWING STATEMENT UNDER OATH:

On January 14, 2009 at 03:30 I miss under stood the SOP on Detainee Death Standards 8-23. I asked if I could prepare the body to move to the morgue. I was told ok and I ask if the CID was done with there investigation, I was told yes. I than went to prepare the body. I knew not to remove any thing from the body before CID was done taking pitchers. I than removed this items from the body. a 7.5 et tuba, a 24 fr oral gastric tuba, 18 ga catheter from left AC, 16 ga catheter from right AC, 14 ga catheter from right and left 2nd to 3rd intercostals space of chest, An 18fr foly catheter extinction tuba from IO right tibia, and the life pack 12 pad from chest. All items were placed in a red bio bag placed between lower legs.

b(6), b(7)(C)

2009/01/14

10. EXHIBIT	11. INITIALS OF b(6), b(7)(C) STATEMENT	PAGE 1 OF 3 PAGES
-------------	---	-------------------

ADDITIONAL PAGES MUST CONTAIN THE HEADING "STATEMENT OF _____ TAKEN AT _____ DATED _____"

THE BOTTOM OF EACH ADDITIONAL PAGE MUST BEAR THE INITIALS OF THE PERSON MAKING THE STATEMENT, AND PAGE NUMBER MUST BE INDICATED.

ACLU DDI CID ROI 30556

AGENT'S INVESTIGATION REPORT

0013-09-CID112

0005-09-CID579-73112

PAGE 1 OF 1 PAGES

CID Regulation 195-1

DETAILS:

BASIS FOR INVESTIGATION: About 0900, 15 Jan 09, the Aberdeen Proving Ground CID Office, Aberdeen Proving Ground, MD 21005, received a Request for Assistance(RFA), 0005-09-CID579-73112, from the Camp Bucca CID Office, Camp Bucca, Iraq APO AE 0937. The RFA requested a USACIDC Special Agent attend the autopsy of Detainee Ahmad A. IBRAHIM, Internment Serial Number (SN): US**(b)(6), b(7)(C)** CI, Theater Internment Facility, Camp Bucca, Iraq, APO AE 09375 being conducted at The Charles C. Carson Center for Mortuary Affairs, Building 116, Dover Air Force Base, DE 19902 (DAFB).

About 1000, 22 Jan 09, SA**(b)(6), b(7)(C)**, SA **(b)(6), b(7)(C)** and Intern**(b)(6), b(7)(C)** attended the autopsy of Detainee IBRAHIM (ME#: 09-0049), conducted at The Charles C. Carson Center for Mortuary Affairs, Building 116, DAFB, by Dr (USN CDR) **(b)(6), b(7)(C)** Medical Examiner, Office of the Armed Forces Medical Examiner (OAFME), Armed Forces Institute of Pathology (AFIP), 1413 Research Blvd, Building 102, Rockville, MD 20850 (RMD). Dr **(b)(6), b(7)(C)** stated the cause and manner of Detainee IBRAHIM's death were pending. He further stated during the autopsy he did not identify any external or internal injuries to Detainee IBRAHIM. Photographers from AFIP exposed all images exposed. SA**(b)(6), b(7)(C)**, SA**(b)(6), b(7)(C)** and Intern**(b)(6), b(7)(C)** obtained from AFIP personnel a copy of the CD containing all images taken during the autopsy of Detainee IBRAHIM. SA**(b)(6), b(7)(C)**, SA **(b)(6), b(7)(C)** and Intern**(b)(6), b(7)(C)** also obtained major case fingerprints from the remains of Detainee IBRAHIM during the autopsy. (See CD and Fingerprints for details)

Agent's Comment: The official results of the autopsy will be documented in the Final Autopsy Report which will be provided upon completion.///Last Entry///

TYPED AGENT'S NAME AND SEQUENCE NUMBER

(b)(6), (b)(7)(C), (b)(7)(F)

ORGANIZATION

Fort Myer CID Office,
Fort Myer, VA 22211

SIGNATURE

(b)(6), b(7)(C)

DATE

22 Jan 09

EXHIBIT

CID Form 94

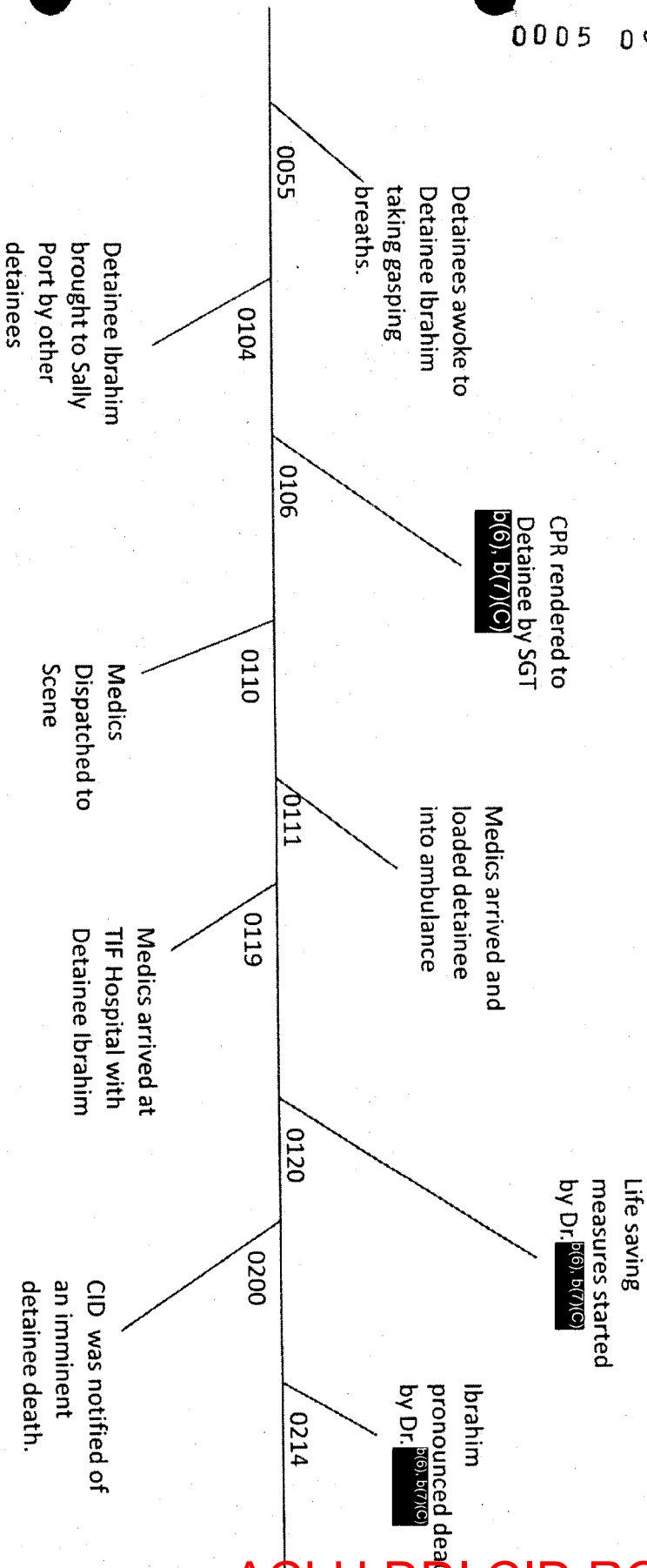
FOR OFFICIAL USE ONLY
Law Enforcement Sensitive

ACLU RDI CID ROI 30557

EXHIBIT 802

TIMELINE OF EVENTS

0005-09-CID579-73112



FOR OFFICIAL USE ONLY
LAW ENFORCEMENT SENSITIVE


ACLU DDI CID ROI 30635

EXHIBIT 14

FOR OFFICIAL USE ONLY
LAW ENFORCEMENT SENSITIVE



ARMED FORCES INSTITUTE OF PATHOLOGY
Office of the Armed Forces Medical Examiner
 1413 Research Blvd., Bldg. 102
 Rockville, MD 20850



(b)(6)

AUTOPSY EXAMINATION REPORT

Name: BTB Ibrahim, Ahmad Awwad
ISN: 9IZ-321017
Date of Birth: BTB 13 Dec 1987
Date of Death: 14 Jan 2009
Date/Time of Autopsy: 22 Jan 2009 @ 1000
Date of Report: 07 APR 2009

Autopsy No.: (b)(6)
AFIP No.: (b)(6)
Rank: Civilian Detainee
Place of Death: Iraq
Place of Autopsy: Port Mortuary,
 Dover AFB, DE

Circumstances of Death: This 21-year-old Iraqi Civilian was a detainee at Camp Bucca, Iraq when he reportedly awoke with shortness of breath and clutching his chest. He lost consciousness and was transported to the guard by other detainees. Medical personnel were dispatched and brought him to the medical facility where all resuscitative efforts were unsuccessful.

Authorization for Autopsy: Armed Forces Medical Examiner, per U.S. Code 10, Section 1471

Identification: Presumptive identification is established by mortuary identification tags. Fingerprints and a DNA sample are taken for comparison to an exemplar if one becomes available.

CAUSE OF DEATH: Lymphocytic Myocarditis

MANNER OF DEATH: Natural

FOR OFFICIAL USE ONLY and may be exempt from mandatory disclosure under FOIA. DoD 5400.7R, "DoD Freedom of Information Act Program", DoD Directive 5230.9, "Clearance of DoD Information for Public Release", and DoD Instruction 5230.29, "Security and Policy Review of DoD Information for Public Release"

apply.

ACLU DDI CID ROI 30637

EXHIBIT 15

000258

AUTOPSY REPORT (b)(6)
 BTB Ibrahim, Ahmad Awwad

Page 2 of 11

EXTERNAL EXAMINATION

The body is that of a well-developed, well-nourished unclad male. The body weighs 177 pounds, is 73 inches in length and appears compatible with the reported age of 21 years. The body is cold. Rigor is absent in all extremities. Lividity is present and fixed on the posterior surface of the body, except in areas exposed to pressure. There is slight marbling of the torso and both lower extremities.

The head is normocephalic, and the scalp hair is short black. Facial hair consists of black beard and moustache stubble. The irides are brown. The corneae are cloudy. The conjunctivae are congested. The sclerae are white. The external auditory canals, external nares and oral cavity are free of foreign material and abnormal secretions. The nasal skeleton and maxilla are palpably intact. There is a 3/8 x 1/8 inch dried abrasion on the left side of the forehead. On the left temple is a 3/4 x 1/2 inch abrasion. On the bridge of the nose is a 1/4 x 1/16 inch abrasion. The lips are without evident injury. The teeth are natural and in good condition. Examination of the neck reveals no evidence of injury; the trachea is palpably in the midline of the neck.

The chest is symmetric with normally formed male breasts that are free of masses. There is a 4 x 3-inch patterned burn / abrasion on the right side of the chest. On the lateral left side of the chest is a 3-1/2 x 3-1/2 patterned burn / abrasion. The abdomen is flat without recent trauma. Healed surgical scars are not noted on the torso. The external genitalia are those of a circumcised adult male, and the pubic hair is in an appropriate distribution. There is mild folliculitis on the posterior torso and the anus is without note.

The extremities are symmetric and normally formed without evidence of significant recent trauma. There is a 2 x 1 inch contusion on the dorsal surface of the left hand. There are three abrasions each measuring 1/8 x 1/8-inch on the dorsal surface of the left hand. The fingernails are trimmed and intact. The toenails are unremarkable. A tattoo (Ahmad in Arabic) is noted on the left anterior forearm (black, 2-1/2 x 1/2-inch).

CLOTHING AND PERSONAL EFFECTS

- Personal effects (contained in a green personal effects bag attached to the left wrist) are removed by Port Mortuary personnel prior to autopsy
- Accompanying the body are yellow boxer shorts (cut), yellow pants (cut), and yellow sweat pants (cut)

MEDICAL INTERVENTION

- EKG patch on the left lower quadrant of the abdomen
- Multiple needle sticks on the chest, bilateral antecubital areas, and right inguinal area
- Interosseous catheter is noted in the anterior right leg
- Burn abrasions on the chest from the defibrillator pads

FOR OFFICIAL USE ONLY

FOUO
 ACLU DDI CID ROI 30638
 EXHIBIT 15

AUTOPSY REPORT (b)(6)
 BTB Ibrahim, Ahmad Awwad

Page 3 of 11

RADIOGRAPHS

A complete set of postmortem radiographs and CT images are obtained and demonstrates the following:

- Multiple bilateral anterior rib fractures (CPR related)
- No skull, vertebral, or long bone fractures
- No metallic foreign bodies are noted

EVIDENCE OF INJURY

There is no evidence of recent significant injury.

INTERNAL EXAMINATION

BODY CAVITIES:

The body is opened by the usual thoraco-abdominal incision and the chest plate is removed. The ribs, sternum, and vertebral bodies are visibly and palpably intact. There are bilateral pleural adhesions with areas of loculated clear fluid in the pleural space. There are adhesions between the diaphragm and the right lobe of the liver. There are no abnormal collections of fluid in the pericardial or peritoneal cavities. All body organs are present in normal anatomical position.

HEAD AND CENTRAL NERVOUS SYSTEM:

The scalp is reflected. The galeal and subgaleal soft tissues of the scalp are free of injury. There are no skull fractures. The calvarium of the skull is removed. The dura mater and falx cerebri are intact. There is no epidural, subdural or subarachnoid hemorrhage present. The leptomeninges are thin and delicate. The cerebral hemispheres are symmetrical. The blood vessels at the base of the brain are intact and symmetrical without significant atherosclerosis. The cranial nerves are likewise symmetrical and intact.

The brain weighs 1,436-grams and is fixed prior to further examination and submission for expert consultation. See Addendum A for complete details.

NECK:

The anterior strap muscles of the neck are homogenous and red-brown, without hemorrhage. The thyroid cartilage and hyoid bone are intact. The larynx is lined by intact white mucosa. The tongue is free of bite marks, hemorrhage, or other injuries.

CARDIOVASCULAR SYSTEM:

The 460-gram heart is contained in an intact pericardial sac. The epicardial surface is smooth, with minimal fat investment. The coronary arteries arise normally and are present in a normal distribution, with a right-dominant pattern. Cross sections of the major coronary arteries demonstrate no luminal narrowing. The heart is fixed prior to further examination and submission for expert consultation. See Addendum B for complete details.

FOR OFFICIAL USE ONLY

FOUO
 ACLU DDI CID ROI 30639
 00039

000260

LAW ENFORCEMENT SENSITIVE

AUTOPSY REPORT (b)(6)
BTB Ibrahim, Ahmad Awwad

The aorta is without atherosclerosis and gives rise to three intact and patent arch vessels. The renal and mesenteric vessels are unremarkable.

RESPIRATORY SYSTEM:

The upper airway is clear of debris and foreign material; the mucosal surfaces are smooth, yellow-tan and unremarkable. The parietal pleural surfaces have extensive adhesions bilaterally.

The right lung weighs 1,720-grams; the left 1,040-grams. The pulmonary parenchyma is diffusely congested and edematous, exuding copious amounts of blood and frothy fluid; no focal lesions are noted. The visceral pleural surfaces have extensive adhesions bilaterally.

The pulmonary arteries are normally developed, patent and without thrombus or embolus.

HEPATOBIILIARY SYSTEM:

The 1,760-gram liver has an intact smooth capsule covering moderately congested tan-brown parenchyma with no focal lesions noted. There are adhesions over the right lobe of the liver extending to the diaphragm.

The gallbladder contains 1-milliliter of green-brown, mucoid bile; the mucosa is velvety and unremarkable. The extrahepatic biliary tree is patent, without evidence of calculi.

GASTROINTESTINAL SYSTEM:

The esophagus is lined by gray-white, smooth mucosa. The gastric mucosa is arranged in the usual rugal folds and the lumen contains 400-milliliters of brown granular fluid.

The small and large bowels are unremarkable. The pancreas has a normal pink-tan lobulated appearance. The appendix is present.

GENITOURINARY SYSTEM:

The right kidney weighs 160-grams; the left 140-grams. The renal capsules are smooth and thin, semi-transparent and strip with ease from the underlying smooth, red-brown cortical surfaces.

The cortices are sharply delineated from the medullary pyramids, which are red-purple to tan and unremarkable. The calyces, pelves and ureters are unremarkable.

White bladder mucosa overlies an intact bladder wall. The bladder contains approximately 5-milliliters of cloudy yellow urine. The testes, prostate gland and seminal vesicles are without note.

LYMPHORETICULAR SYSTEM:

The thymus is small, fatty and otherwise unremarkable. The 280-gram spleen has a smooth, intact capsule covering red-purple, moderately firm parenchyma; the lymphoid follicles are unremarkable.

Lymph nodes in the hilar, periaortic and iliac regions are not enlarged.

FOR OFFICIAL USE ONLY

FOUO DDI CID ROI 30640 15

000261

LAW ENFORCEMENT SENSITIVE

AUTOPSY REPORT (b)(6)
 BTB Ibrahim, Ahmad Awwad

Page 5 of 11

ENDOCRINE SYSTEM:

The pituitary gland is examined *in situ* and is grossly unremarkable. The thyroid gland is symmetric and red-brown, without cystic or nodular change. The parathyroid glands are not identified. The right and left adrenal glands are symmetric, with bright yellow cortices and red-brown medullae; no masses or areas of hemorrhage are identified.

MUSCULOSKELETAL SYSTEM:

Superficial posterior skin incisions are negative for traumatic injuries. Superficial incisions of each ankle and wrist region show no evidence of trauma or binding. No non-traumatic abnormalities of muscle or bone are identified.

SLIDE KEY AND MICROSCOPIC EXAMINATION

1. Kidney – Unremarkable glomeruli with post mortem autolysis of the tubules.
 Liver – Normal hepatic architecture with congestion and mild chronic peri-portal inflammation.
 Spleen – Congestion with autolysis and no focal lesions.
2. Lung (all five lobes) – Pulmonary congestion with extravasated red blood cells in the alveolar spaces and pulmonary edema.

TOXICOLOGY

The blood and vitreous fluid are examined for the presence of volatile compounds including ethanol at a cutoff of 20-milligrams per deciliter. No ethanol is detected.

The blood is screened for medications and drugs of abuse including acetaminophen, amphetamine, antidepressants, antihistamines, barbiturates, benzodiazepines, cannabinoids, chloroquine, mefloquine, cocaine, dextromethorphan, lidocaine, narcotic analgesics, opiates, phencyclidine, phenothiazines, salicylates, sympathomimetic amines and verapamil by gas chromatography, color test or immunoassay. The following drugs were detected:

- Positive Lidocaine: Lidocaine was detected in the blood by gas chromatography and confirmed by gas chromatography/mass spectrometry.

The carboxyhemoglobin saturation in the blood was less than 1% as determined by spectrophotometry with a limit of quantitation of 1%.

There was no cyanide detected in the blood. The limit of quantitation for cyanide is 0.25-milligrams per liter.

ADDITIONAL PROCEDURES

1. Documentary photographs are taken by (b)(6) OAFME staff photographer.
2. Personal effects are released to the appropriate mortuary operations representatives.
3. Specimens retained for toxicology testing and/or DNA identification are: vitreous fluid, blood, bile, gastric contents, heart, spleen, liver, lung, kidney, myocardium, adipose tissue and skeletal muscle.

FOR OFFICIAL USE ONLY

ACLU DDI CID ROI 30641
 EXHIBIT 15

LAW ENFORCEMENT SENSITIVE

000262

AUTOPSY REPORT (b)(6)
 BTB Ibrahim, Ahmad Awwad

Page 6 of 11

4. The dissected organs are forwarded with body except for the heart and brain.
5. The heart is sent for Cardiovascular Pathology consultation.
6. The brain is sent for Neuropathology consultation.

FINAL AUTOPSY DIAGNOSES

- I. **Cardiovascular System (see Addendum B)**
 - A. Lymphocytic Myocarditis
 - B. Right ventricular dilatation, mild
- II. **Natural diseases or pre-existing conditions identified:**
 - A. Pulmonary congestion, edema, and adhesions
 - B. Hepatosplenomegaly
 - C. Cerebral edema
- III. **Evidence of Medical Therapy:**
 - A. EKG patch on left lower quadrant of the abdomen
 - B. Multiple therapeutic needle sticks
 - C. Interosseous catheter in the right anterior leg
 - D. Burn abrasions on the chest from the defibrillator pads
- IV. **Post-Mortem Changes:**
 - A. Rigor is absent in all extremities
 - B. Lividity is posterior and fixed except in areas exposed to pressure
 - C. There is marbling of the torso and both lower extremities
 - D. The body temperature is cold to touch
- V. **Identifying Body Marks:**
 - A. Tattoo on the anterior left forearm
- VI. **There is no evidence of trauma or physical abuse.**
- VII. **Toxicology:**
 - A. No ethanol was detected in the blood and vitreous fluid
 - B. Lidocaine is detected in the blood
 - C. No carbon monoxide was detected in the blood
 - D. No cyanide was detected in the blood

FOR OFFICIAL USE ONLY

FOUO
 ACLU DDI CID ROI 30642
 EXHIBIT 15

000263

AUTOPSY REPORT (b)(6)
BTB Ibrahim, Ahmad Awwad

OPINION

This 21-year-old, BTB Ahmad Awwad Ibrahim, died of lymphocytic myocarditis. Per investigation, Mr. Ahmad Ibrahim was found by other detainees complaining of shortness of breath and clutching his chest. While the other detainees were bringing him to the guard he lost consciousness. Medical personnel were dispatched and took Mr. Ahmad Ibrahim to the medical facility where resuscitative efforts were unsuccessful. At autopsy, he had extensive adhesions around both his lungs as well as on the right upper lobe of the liver. His heart showed mild right ventricular dilatation with histological evidence of lymphocytic myocarditis. There is no evidence of trauma or foul play. A review of the limited medical records available was non-contributory. The toxicological screen for ethanol, carbon monoxide, cyanide, and illicit drugs of abuse are negative. The toxicological screen for medications was positive for lidocaine which if more than likely from resuscitative efforts.

Myocarditis is defined as inflammatory changes in the heart muscle and is characterized by myocyte (individual heart muscle cells) necrosis (death). The causes of myocarditis are numerous and can be roughly divided into infectious, toxic, and immunologic etiologies, with viral etiologies most common. Coxsackievirus B is the most common viral cause of myocarditis but other viruses implicated in causing myocarditis include influenza virus, echovirus, herpes simplex virus, hepatitis, Epstein-Barr virus, and cytomegalovirus. Nonviral infectious causes include diphtheria, Chagas disease, Streptococcal species, Staphylococcal species, Bartonella, Brucella, Leptospira, and Salmonella species. Toxic myocarditis can be caused by medications such as penicillin, doxorubicin, zidovudine (AZT) or environmental toxins such as lead, arsenic, and insect stings (scorpion or spiders). Immunologic etiologies of myocarditis encompass a number of clinical syndromes and include systemic lupus erthematosus, rheumatoid arthritis, scleroderma, Kawasaki disease, sarcoidosis, and giant cell arteritis.¹²³⁴ The decedent has no history of toxic exposure and there is no evidence of bacterial or systemic disease. The histological finding in this case of a lymphocytic infiltrate within the heart muscle is suggestive of a viral cause of his myocarditis.

The manner of death is Natural.

(b)(6)

(b)(6) Medical Examiner

(b)(6)

(b)(6) Medical Examiner

(b)(6)

14 APR 09

¹Baboonian C, Davies MJ, Booth JC, McKenna W: Coxsackie B viruses and human heart disease. *Curr Top Microbiol Immunol* 1997; 223:31-52.
²Feldman AM, McNamara D: Myocarditis. *N Engl J Med* 2000; 343:1388-1398.
³Weinstein C, Fenoglio JJ: Myocarditis. *Hum Pathol* 1987; 18:613-618.
⁴Maron BJ: Medical progress: Sudden death in young athletes. *N Engl J Med* 2003; 349:1064-1075.

FOR OFFICIAL USE ONLY

ACLU DDI CID RDI 30643

EXHIBIT 173

AUTOPSY REPORT (b)(6)
BTB Ibrahim, Ahmad Awwad

Page 8 of 11

ADDENDUM A: Neuropathology Consultation Report

ARMED FORCES INSTITUTE OF PATHOLOGY
NEUROPATHOLOGY REPORT
CASE NUMBER: (b)(6)
PATIENT NAME: IBRIHIM, AHMAD A
DATE OF EXAMINATION: 02/19/09

GROSS DESCRIPTION:

Brain weight: 1436 gm

The specimen consists of the brain of an adult.

The brain is diffusely swollen with widened gyri, narrowed sulci, effaced basilar cisterns, swollen cerebellar tonsils and an effaced cerebellomedullary cistern. Moderately deep tentorial grooves indent each uncus approximately 0.6 cm from the medial margins. There is no associated visible uncal cortical or cerebellar tonsil cortical injury.

The leptomeninges are thin, delicate and transparent. Except as noted, the cerebral gyri have normal configuration and consistency.

There is no sign of midline shift. Except as noted, the external aspects of the brainstem and cerebellum are not remarkable. The arteries at the base of the brain follow a normal distribution and are free of atherosclerosis. There are no aneurysmal dilatations or sites of occlusion. The identifiable cranial nerve roots are not remarkable.

Coronal sections of the cerebrum reveal dissolution of the septum pellucidum due to edema and early autolysis. The demarcation between cerebral gray and white matter is blurred due to swelling and edema. There are no focal lesions in the cortex, white matter or deep nuclear structures. There is no midline shift. Sections of the midbrain, pons, medulla and cerebellum show no focal abnormalities. The substantia nigra and locus coeruleus are well pigmented.

The ventricular system and aqueduct of Sylvius are patent. The third ventricle is compressed due to brain swelling. The ventricular system is otherwise unremarkable with an anatomically normal configuration. The choroid plexus is unremarkable and the ependymal surfaces are smooth and glistening.

FOR OFFICIAL USE ONLY

FOLIO
ACLU DDI CID ROI 30644
EXHIBIT 15

000265

AUTOPSY REPORT (b)(6)
BTB Ibrahim, Ahmad Awwad

PHOTOGRAPHS: Yes

MICROSCOPIC EXAMINATION:

Blocks of tissue for microscopic examination are removed from: (1) right frontal lobe, (2) anterior corpus callosum/cingulate gyri/septum pellucidum, (3) right mid frontal lobe, (4) left uncus, (5) left insula/clastrum/putamen/globus pallidus/anterior limb of internal capsule, (6) left thalamus/substantia nigra/red nucleus/posterior limb of internal capsule, (7) right hippocampus/lateral geniculate nucleus/temporal horn of lateral ventricle/choroid plexus, (8) mid corpus callosum/cingulate gyri/caudate nucleus/internal capsule, (9) right calcarine cortex/occipital horn of lateral ventricle, (10) cerebellum, (11) midbrain, (12) pons and (13) medulla.

Sections from each block are stained with H&E and LFB/Bodian techniques and immunostained for β -amyloid precursor protein (β -APP).

COMMENT:

Microscopic sections show diffuse edema and widespread eosinophilic neurons (acute ischemic neuronal injury) in the frontal, cingulate gyral, hippocampal (subiculum), occipital, and basal ganglia gray matter.

There is no evidence of inflammation or trauma.

(b)(6)

3/25/09

(b)(6)

NEUROPATHOLOGIST

FOR OFFICIAL USE ONLY

ACLU DDI CID ROE 30645 15

AUTOPSY REPORT (b)(6)
BTB Ibrahim, Ahmad Awwad

ADDENDUM B: Cardiovascular Pathology Consultation Report



DEPARTMENT OF DEFENSE
ARMED FORCES INSTITUTE OF PATHOLOGY
WASHINGTON, DC 20306-6000

AFIP Interdepartmental Consultation Report

AFIP ACCESSION NO. (b)(6) **SEQUENCE NO.** (b)(6)
IBRAHIM, AHMAD A **SSN:**
ME (b)(6) **APB**
February 17, 2009

(b)(6)

AFIP-OAFME
1413 Research Blvd.
Bldg. 102
Rockville, MD 20850

DIAGNOSIS: ME (b)(6) Heart, autopsy:
-Lymphocytic myocarditis
-Mild right ventricular dilatation

History: 21 year old Iraqi male; height 185 cm, weight 80 kg; awoke with shortness of breath, collapsed, and could not be resuscitated; autopsy showed pleural adhesions

Heart: 460 g (per contributor) (predicted normal value 341 g, upper limit 481 g for 184 cm male); closed foramen ovale; mild right ventricular dilatation: left ventricular cavity diameter 27 mm, left ventricular free wall thickness 13 mm, anterior ventricular septum thickness 12 mm, posterior ventricular septum thickness 17 mm, right ventricular cavity diameter from acute angle to septum 43 mm, posterior right ventricle thickness 4 mm; valves grossly unremarkable; aortic root diameter 17 mm, pulmonary trunk diameter 15 mm; focal anterior and lateral left ventricular white discoloration; histologic sections demonstrate lymphocytic infiltrates primarily involving the subepicardial region of the left ventricle with patchy infiltrates in the subendocardial and mid myocardial regions and in the right ventricle with associated myocyte necrosis and healing areas with granulation tissue and fibrosis

Coronary arteries: Normal ostia; right dominance; no gross atherosclerosis

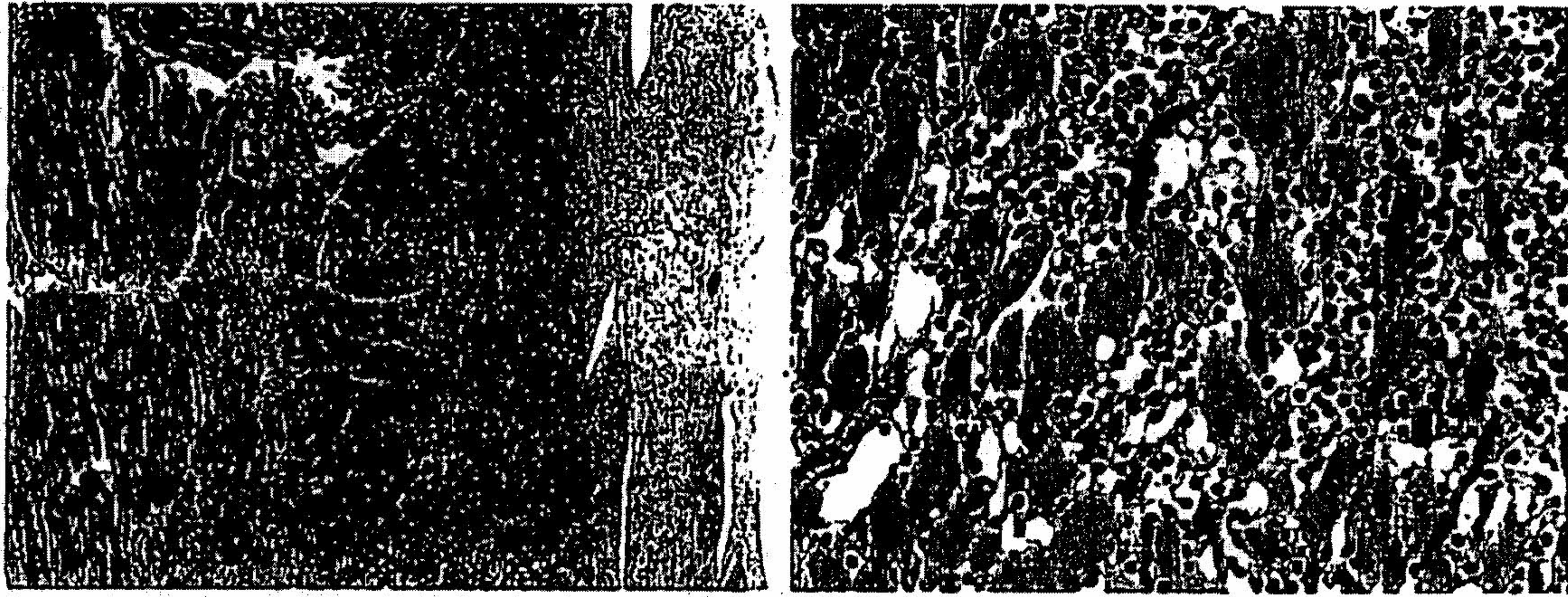
FOR OFFICIAL USE ONLY

ACLU DDI CID ROI 30646 EXHIBIT 15

AUTOPSY REPORT (b)(6)
BTB Ibrahim, Ahmad Awwad

AFIP ACCESSION NO. (b)(6) **SEQUENCE NO.** (b)(6)

IBRAHIM, AHMAD A **SSN:**
ME (b)(6) **APB**
February 17, 2009



Lymphocytic myocarditis in the left ventricle (left) with myocyte necrosis (right)

A copy of this report has been faxed to you at (b)(6)

(b)(6)

Department of Cardiovascular Pathology

FOR OFFICIAL USE ONLY

ACLU DDI CID ROI 30647 15

0005 09 CID579-73112



DEPARTMENT OF DEFENSE
ARMED FORCES INSTITUTE OF PATHOLOGY
WASHINGTON, DC 20306-6000

REPLY TO
ATTENTION OF

AFIP-CME-T

TO:

OFFICE OF THE ARMED FORCES MEDICAL
EXAMINER
ARMED FORCES INSTITUTE OF PATHOLOGY
WASHINGTON, DC 20306-6000

PATIENT IDENTIFICATION

AFIP Accessions Number Sequence

(b)(6)

(b)(6)

Name

BTB IBRAHIM, AHMAD AWWAD

SSN: 91Z-32-1017

Autopsy: ME

(b)(6)

Toxicology Accession #: (b)(6)

Date Report Generated: January 29, 2009

CONSULTATION REPORT ON CONTRIBUTOR MATERIAL

AFIP DIAGNOSIS

REPORT OF TOXICOLOGICAL EXAMINATION

Condition of Specimens: GOOD

Date of Incident: 1/14/2009

Date Received: 1/27/2009

CARBON MONOXIDE: The carboxyhemoglobin saturation in the blood was less than 1% as determined by spectrophotometry with a limit of quantitation of 1%. Carboxyhemoglobin saturations of 0-3% are expected for non-smokers and 3-10% for smokers. Saturations above 10% are considered elevated and are confirmed by gas chromatography.

CYANIDE: There was no cyanide detected in the blood. The limit of quantitation for cyanide is 0.25 mg/L. Normal blood cyanide concentrations are less than 0.15 mg/L. Lethal concentrations of cyanide are greater than 3 mg/L.

VOLATILES: The **BLOOD AND VITREOUS FLUID** were examined for the presence of ethanol at a cutoff of 20 mg/dL. No ethanol was detected.

DRUGS: The **BLOOD** was screened for acetaminophen, amphetamine, antidepressants, antihistamines, barbiturates, benzodiazepines, cannabinoids, chloroquine, mefloquine, cocaine, dextromethorphan, lidocaine, narcotic analgesics, opiates, phencyclidine, phenothiazines, salicylates, sympathomimetic amines and verapamil by gas chromatography, color test or immunoassay. The following drugs were detected:

*This document contains information EXEMPT FROM MANDATORY DISCLOSURE under the
FREEDOM OF INFORMATION ACT Exemption No. 6c,d Applies*

FOR OFFICIAL USE ONLY

FOUO

ACLU DDI CID ROE 30648 16

LAW ENFORCEMENT SENSITIVE

000269

0005 09 CID579-73112



DEPARTMENT OF DEFENSE
ARMED FORCES INSTITUTE OF PATHOLOGY
WASHINGTON, DC 20306-6000

REPLY TO
ATTENTION OF

**REPORT OF TOXICOLOGICAL EXAMINATION (CONT - (b)(6) BTB IBRAHIM,
AHMAD AWWAD):**

Positive Lidocaine: Lidocaine was detected in the blood by gas chromatography and confirmed by gas chromatography/mass spectrometry.

(b)(6)

Office of the Armed Forces Medical Examiner

FOUO
ACLU DDI CID RQI 30649
EXHIBIT 106

CERTIFICATE OF DEATH (OVERSEAS) Acte de décès (D'Outre-Mer)			
NAME OF DECEASED (Last, First, Middle) Nom du décédé (Nom et prénoms) BTB Ibrahim, Ahmad, Awwad		GRADE Grade	BRANCH OF SERVICE Arme Civilian
ORGANIZATION Organisation		NATION (e.g. United States) Pays Iraq	SOCIAL SECURITY NUMBER Numéro de l'Assurance Social 9IZ-32-1017
		DATE OF BIRTH Date de naissance 13 December 1987	SEX Sexe <input checked="" type="checkbox"/> MALE <input type="checkbox"/> FEMALE
RACE Race		MARITAL STATUS État Civil	
<input checked="" type="checkbox"/> CAUCASOID Caucasique		<input type="checkbox"/> SINGLE Célibataire	<input type="checkbox"/> DIVORCED Divorcé
<input type="checkbox"/> NEGROID Négride		<input type="checkbox"/> MARRIED Marié	<input type="checkbox"/> SEPARATED Séparé
<input type="checkbox"/> OTHER (Specify) Autre (Spécifier)		<input type="checkbox"/> WIDOWED Veuf	<input type="checkbox"/> OTHER (Specify) Autre (Spécifier)
NAME OF NEXT OF KIN Nom du plus proche parent		RELATIONSHIP TO DECEASED Parenté du décédé avec le sus	
STREET ADDRESS Domicile à (Rue)		CITY OR TOWN OR STATE (Include ZIP Code) Ville (Code postal compris)	
MEDICAL STATEMENT Déclaration médicale			
CAUSE OF DEATH (Enter only one cause per line) Cause du décès (N'indiquer qu'une cause par ligne)			INTERVAL BETWEEN ONSET AND DEATH Intervalle entre l'attaque et le décès
DISEASE OR CONDITION DIRECTLY LEADING TO DEATH Maladie ou condition directement responsable de la mort. Lymphocytic myocarditis			
ANTECEDENT CAUSES Symptômes précurseurs de la mort	MORBID CONDITION, IF ANY, LEADING TO PRIMARY CAUSE Condition morbide, s'il y a lieu, menant à la cause primaire		
	UNDERLYING CAUSE, IF ANY, GIVING RISE TO PRIMARY CAUSE Condition morbide, s'il y a lieu, menant à la cause primaire		
OTHER SIGNIFICANT CONDITIONS Autres conditions significatives			
MODE OF DEATH Condition de décès	AUTOPSY PERFORMED Autopsie effectuée <input checked="" type="checkbox"/> YES Oui <input type="checkbox"/> NO Non	CIRCUMSTANCES SURROUNDING DEATH DUE TO EXTERNAL CAUSES Circonstances de la mort suscitées par des causes extérieures	
<input checked="" type="checkbox"/> NATURAL Mort naturelle	MAJOR FINDINGS OF AUTOPSY Conclusions principales de l'autopsie		
<input type="checkbox"/> ACCIDENT Mort accidentelle			
<input type="checkbox"/> SUICIDE Suicide	NAME OF PATHOLOGIST Nom du pathologiste (b)(6)		
<input type="checkbox"/> HOMICIDE Homicide	SIGNATURE (b)(6)	DATE Date 22 January 2009	AVIATION ACCIDENT Accident à Avion <input type="checkbox"/> YES Oui <input checked="" type="checkbox"/> NO Non
DATE OF DEATH (day, month, year) Date de décès (le jour, le mois, l'année) 14 January 2009	PLACE OF DEATH Lieu de décès Camp Bucca Iraq		
I HAVE VIEWED THE REMAINS OF THE DECEASED AND DEATH OCCURRED AT THE TIME INDICATED AND FROM THE CAUSES AS STATED ABOVE. J'ai examiné les restes mortels du dé funel je conclus que le décès est survenu à l'heure indiquée et à la suite des causes énumérées ci-dessus.			
NAME OF MEDICAL OFFICER Nom du médecin militaire ou du médecin sanitaire (b)(6)		TITLE OR DEGREE Titre ou diplôme Associate Medical Examiner	
GRADE Grade (b)(6)	INSTALLATION OR ADDRESS Installation ou adresse Dover AFB, Dover DE		
DATE Date 4/21/2009	SIGNATURE (b)(6)		

DD FORM 1 APR 77 2064

REPLACES DA FORM 3545, 1 JAN 72 AND DA FORM 3545-R(PAS), 26 SEP 75, WHICH ARE OBSOLETE.

FOUO
ACLU DDI CID RDI 30650